PRESENTED BY Pinnacle

MEMPHIS GRIZZLIES

2025/26 MEDIA GUIDE

2025/26 SCHEDULE

WATCH ON FANDUEL SPORTS NETWORK | ESPN | NBC | peacock | prime

LISTEN ON 92.9FM ESPN EBCAM SPORTSRADIO

OCTOBER

SUN	MON	TUE	WED	THU	FRI	SAT
			1	2	3	4
5	6 DET 7:00 PM	7	8 BOS 7:00 PM	9	10	11 ATL 7:00 PM
12	13	14	15 @CHA 6:00 PM	16	17 @MIA 7:00 PM	18
19	20	21	22 NOP 7:00 PM	23	24 MIA 7:00 PM	25 IND 7:00 PM
26	27 @GSW 9:00 PM	28	29 @PHX 9:00 PM	30	31 LAL 8:30 PM	

NOVEMBER

SUN	MON	TUE	WED	THU	FRI	SAT
						1
2 @TOR 5:00 PM	3 DET 7:00 PM	4	5 HOU 7:00 PM	6	7 DAL 7:00 PM	8
9 OKC 5:00 PM	10	11 @NYK 6:30 PM	12 @BOS 6:30 PM	13	14	15 @CLE 4:00 PM
16	17	18 @SAS 7:00 PM	19	20 SAC 7:00 PM	21	22 @DAL 7:30 PM
23	24 DEN 7:00 PM	25	26 @NOP 7:00 PM	27	28 @LAC 9:00 PM	29
30 @SAC 8:00 PM						

DECEMBER

SUN	MON	TUE	WED	THU	FRI	SAT
	1	2 @SAS 7:00 PM	3	4	5 LAC 7:00 PM	6
7 POR 5:00 PM	8	9 EMIRATES NBA CUP QUARTERFINALS	10 EMIRATES NBA CUP QUARTERFINALS	11	12	13 EMIRATES NBA CUP SEMIFINALS
14	15	16 EMIRATES NBA CUP CHAMPIONSHIP	17 @MIN 7:00 PM	18	19	20 WAS 7:00 PM
21	22 @OKC 8:30 PM	23 @UTA 8:00 PM	24	25	26 MIL 7:00 PM	27
28 @WAS 5:00 PM	29	30 PHI 7:00 PM	31			

HOME | AWAY | PRESEASON HOME / PRESEASON AWAY | GIVEAWAY GAME | HOME OPENER | EMIRATES NBA CUP GAME | NBA EUROPE GAMES

ALL TIMES CENTRAL

SCHEDULE PRESENTED BY OrthoSouth

JANUARY

SUN	MON	TUE	WED	THU	FRI	SAT
				1	2 @LAL 9:30 PM	3
4 @LAL 8:30 PM	5	6 SAS 7:00 PM	7 PHX 7:00 PM	8	9 OKC 7:00 PM	10
11 BKN 2:30 PM	12	13 NBA EUROPE GAMES	14 NBA EUROPE GAMES	15 BERLIN @ORL 1:00 PM	16 NBA EUROPE GAMES	17 NBA EUROPE GAMES
18 LONDON vs ORL 11:00 AM	19 NBA EUROPE GAMES	20	21 ATL 7:00 PM	22	23 NOP 7:00 PM	24
25 DEN 2:30 PM	26 @HOU 7:00 PM	27	28 CHA 7:00 PM	29	30 @NOP 6:30 PM	31 MIN 7:00 PM

FEBRUARY

SUN	MON	TUE	WED	THU	FRI	SAT
1	2 MIN 8:30 PM	3	4 @SAC 9:00 PM	5	6 @POR 9:00 PM	7 @POR 9:00 PM
8	9 @GSW 9:00 PM	10	11 @DEN 9:00 PM	12	13 ALL-STAR BREAK	14 ALL-STAR BREAK
15 ALL-STAR BREAK	16	17	18	19	20 UTA 6:00 PM	21 @MIA 7:00 PM
22	23 SAC 7:00 PM	24	25 GSW 6:30 PM	26	27 @DAL 7:30 PM	28

MARCH

SUN	MON	TUE	WED	THU	FRI	SAT
1 @IND 4:00 PM	2	3 @MIN 7:00 PM	4 POR 7:00 PM	5	6	7 LAC 7:00 PM
8	9 @BKN 6:30 PM	10 @PHI 6:00 PM	11	12	13 @DET 6:30 PM	14
15	16 @CHI 7:00 PM	17	18 NYK 7:00 PM	19	20 BOS 7:00 PM	21 @CHA 6:00 PM
22	23 @ATL 6:00 PM	24	25 SAS 7:00 PM	26	27 HOU 7:00 PM	28 CHI 7:00 PM
29	30 PHX 7:00 PM	31				

APRIL

SUN	MON	TUE	WED	THU	FRI	SAT
			1 DAL 7:00 PM	2	3 TOR 7:00 PM	4
5 @MIL 2:30 PM	6 CLE 7:00 PM	7	8 @DEN 8:00 PM	9	10 @UTA 8:30 PM	11
12 @HOU 7:30 PM	13	14	15	16	17	18

TABLE OF CONTENTS

TABLE OF CONTENTS **1**

PLAYERS **3**
Santi Aldama 4
Kentavious Caldwell-Pope 7
Brandon Clarke 11
Cedric Coward 14
Zach Edey 15
PJ Hall 17
GG Jackson II 19
Jaren Jackson Jr. 21
Ty Jerome 26
John Konchar 29
Jock Landale 32
Ja Morant 34
Scotty Pippen Jr. 39
Olivier-Maxence Prosper 42
Javon Small 44
Cam Spencer 45
Jaylen Wells 47
Vince Williams Jr. 49
Roster 51
How the Grizzlies Were Built 53

EXECUTIVE **55**
Robert Pera 56

BASKETBALL OPERATIONS **57**
Zachary Z. Kleiman 58
Tayshaun Prince, Rich Cho 59
Chris Makris, Chantal Hassard 60
Elliot Perry, Glen Grunwald 61
Tuomas Iisalo 62
Darnell Lazare, Jason March 63
Ryan Saunders, Erik Schmidt, Brian "Penny" Collins 64
Medical and Training Staff 65
Basketball Operations Staff 67
Memphis Hustle 68

BUSINESS OPERATIONS **69**
Jason Wexler, Christopher Handy 70
Arnetria Bowman, Lauren Carnell, Dwight Johnson 71
Joy Norton, Dennis O'Connor, Abusheri Ohwofasa 72
John Pugliese, Ted Roberts 73
Kandace Stewart, Garth Webster, Zachary Denkensohn 74
Grizz, Grizz Girls, Junior Grizzlies 75
Logos and Uniforms 77

MEDIA **79**
Communications Staff 80
Broadcasters, Grind City Media 82
Grizzlies.com 87
Media Directory 88
Don Poier Media Center 89

COMMUNITY **91**
Community Engagement 92
Memphis Grizzlies Foundation 94

HISTORY **97**
Team History Statistics 98
Individual History Statistics 116
All-Time Roster 127

PLAYOFFS **179**
Playoff Statistics 180

SEASON REVIEW **207**
2024-25 Review 208
Previous Seasons 210

OPPONENTS **269**
Opponent Directories 270
Scoring Leaders 328

NBA **329**
Key Dates and Standings 330
2025 Playoffs and 2024-25 Statistical Leaders 331
2024-25 NBA Statistics 332
Attendance and 2025 NBA Draft 333
NBA Offices 334
2024-25 NBA Award Winners 335
All-Time NBA Award Winners 336
NBA G League Offices 341
2024-25 NBA G League Standings and Statistics 342

FEDEXFORUM **347**
FedExForum Information 348

MEDIA GUIDE CREDITS

MANAGING EDITOR ..... Ross Wooden

ASSOCIATE EDITORS .....
Shantonie Derrick, Kaki Glieber, Brandon Abraham, Ro Lane

DESIGN AND PRODUCTION .....
Ben Colar, Courtney Pennington, Daniel Fletcher, Kendra Petersen-Kamp, Danielle Sumler, AJ Yin

PHOTOGRAPHY ..... Joe Murphy, NBAE, Getty Images, NBA Photos

PRINTING ..... EM Printing

Special Thanks to the Elias Sports Bureau and basketball-reference.com

All NBA and team insignia depicted in this publication are the property of NBA Properties, Inc. and the respective teams of the NBA and may not be reproduced for commercial purposes without the prior written consent of NBA Properties, Inc.

The information contained in this publication was compiled by the Memphis Grizzlies and is provided as a courtesy to our fans and the press and may be used only for personal or editorial purposes. Any commercial use of this information is prohibited without the prior written consent of the Memphis Grizzlies.

Copyright © 2025 Memphis Grizzlies

2025/26 MEMPHIS GRIZZLIES
SEASON TICKETS

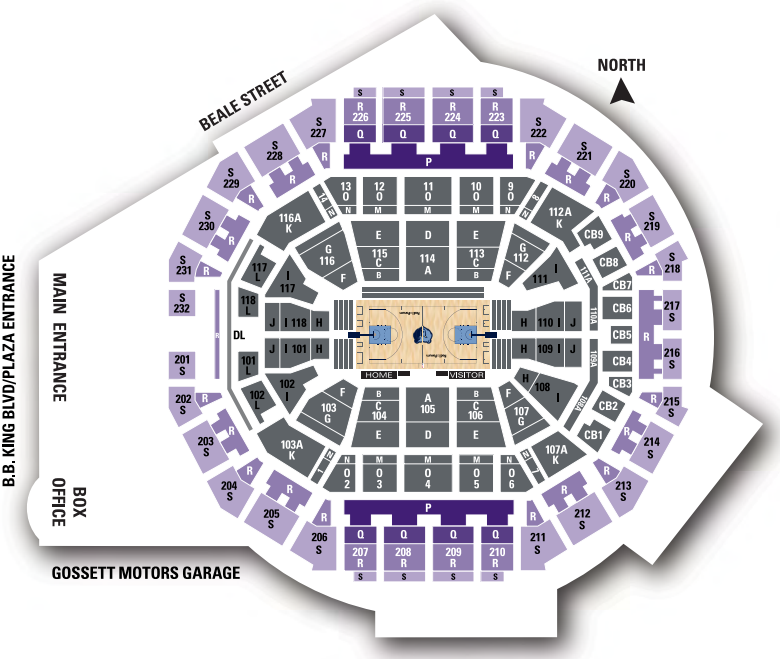

	TOTAL PRICE
PLAZA LEVEL	
F SOLD OUT	$5,719
G SOLD OUT	$4,816
H SOLD OUT	$4,171
I SOLD OUT	$3,784
J SOLD OUT	$3,010
K SOLD OUT	$2,408
L SOLD OUT	$2,193
PINNACLE LEVEL	
SOLD OUT	$3,784
M SOLD OUT	$3,956
N SOLD OUT	$3,741
O SOLD OUT	$3,182
BIG RIVER STEEL TERRACE	
P BRS Terrace I	$1,935
Q BRS Terrace II	$1,204
R BRS Terrace III	$946
S BRS Terrace IV	$688

MVP Savings – Save major bucks on individual game tickets all season long.

MVP Priority – Choose the best seats ahead of all non-MVPs.

MVPCentral – Get account info, manage preferences, and access giveaways and events in the exclusive MVP Central portion of your Grizzlies app.

MVP Service – Enjoy a personal service Account Executive for all of your Grizz needs.

MVP Access – Get the inside dig at exclusive team events like pre-game Chalk Talks and our annual MVP Thank You Party.

MVP Videoboard Welcome – Celebrate your birthday, anniversaries and more with a FedExForum videoboard message.

MVP E-News – Receive the latest NBA and Grizzlies news, announcements and updates, customized and e-mailed directly to you.

MVP Suites & Group Nights – Special group offers for all MVPs.

Convenient Payment Plans – Pay up front or take advantage of convenient payment options.

Playoff Priority – Reserve and purchase Playoff tickets before the public.

Upgrade Priority – Enjoy the option to upgrade your seat location every year before tickets go on sale to the public.

Priority Purchasing – Purchase additional Grizzlies and select FedExForum event tickets, before they go on sale to the public.

PLAYERS

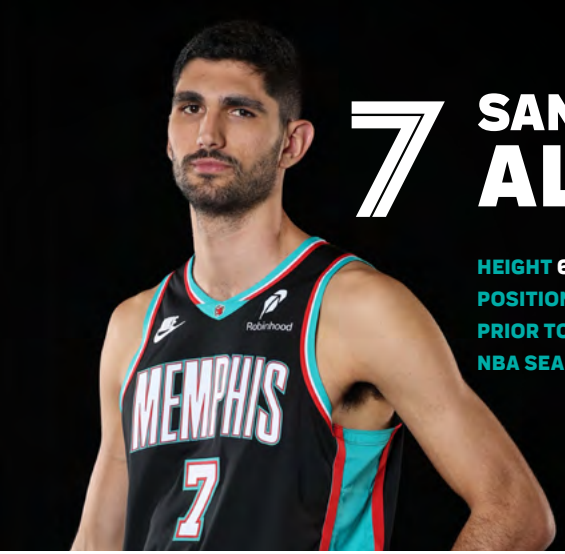

7 SANTI ALDAMA

HEIGHT 6'11" **WEIGHT** 224
POSITION FORWARD
PRIOR TO NBA LOYOLA (MD)
NBA SEASONS 4

NBA REGULAR SEASON STATISTICS

SEASON	TM	G	GS	MP	FG	FGA	FG%	3P	3PA	3P%	FT	FTA	FT%	ORB	DRB	TRB	AST	STL	BLK	TOV	PF	PTS	RPG	APG	PPG
2021-22	MEM	32	0	360	53	132	.402	6	48	.125	20	32	.625	33	54	87	21	6	10	16	36	132	2.7	0.7	4.1
2022-23	MEM	77	20	1618	247	525	.470	94	266	.353	108	144	.750	85	286	371	97	45	48	60	143	696	4.8	1.3	9.0
2023-24	MEM	61	35	1618	247	568	.435	106	304	.349	54	87	.621	72	280	352	138	43	54	69	89	654	5.8	2.3	10.7
2024-25	MEM	65	16	1660	313	648	.483	120	326	.368	65	94	.691	94	322	416	188	52	29	71	76	811	6.4	2.9	12.5
CAREER		**235**	**71**	**5320**	**860**	**1873.**	**459**	**326**	**944**	**.345**	**247**	**357**	**.692**	**284**	**942**	**1226**	**444**	**146**	**141**	**216**	**344**	**2293**	**5.2**	**1.9**	**9.8**

NBA PLAYOFFS STATISTICS

SEASON	TM	G	GS	MP	FG	FGA	FG%	3P	3PA	3P%	FT	FTA	FT%	ORB	DRB	TRB	AST	STL	BLK	TOV	PF	PTS	RPG	APG	PPG
2022-23	MEM	6	0	101	15	33	.455	7	15	.467	2	2	1.000	7	19	26	7	3	0	2	5	39	4.3	1.2	6.5
2024-25	MEM	4	1	122	21	44	.477	10	24	.417	0	0	-	2	22	24	7	0	1	5	7	52	6.0	1.8	13.0
CAREER		**10**	**1**	**223**	**36**	**77**	**.468**	**17**	**39**	**.436**	**2**	**2**	**1.000**	**9**	**41**	**50**	**14**	**3**	**1**	**7**	**12**	**91**	**5.0**	**1.4**	**9.1**

NBA G LEAGUE REGULAR SEASON STATISTICS

SEASON	TM	G	GS	MP	FG	FGA	FG%	3P	3PA	3P%	FT	FTA	FT%	ORB	DRB	TRB	AST	STL	BLK	TOV	PF	PTS	RPG	APG	PPG
2021-22	MHU	16	16	478	137	276	.496	21	77	.273	44	63	.698	59	90	149	37	21	21	39	37	362	9.3	2.3	22.6
CAREER		**16**	**16**	**478**	**137**	**276**	**.496**	**21**	**77**	**.273**	**44**	**63**	**.698**	**59**	**90**	**149**	**37**	**21**	**21**	**39**	**37**	**362**	**9.3**	**2.3**	**22.6**

PRO CAREER

NBA Regular Season: Four-year veteran has appeared in 235 games (71 starts) for the Memphis Grizzlies… Has averaged 9.8 points, 5.2 rebounds and 1.9 assists in 22.6 minutes while shooting 45.9% from the field, 34.5% from 3-point range and 69.2% from the free throw line… Has missed 53 games due to injury/illness, 27 games as a DNP (Coach's Decision) and 13 games while on assignment to the NBA G League… Has scored in double figures 109 times, including 18 games with at least 20 points… Has grabbed double-digit rebounds 24 times… Has posted 21 double-doubles.

NBA Playoffs: Has competed in 10 postseason games (one start) for the Memphis Grizzlies… Has averaged 9.1 points, 5.0 rebounds and 1.4 assists in 22.3 minutes while shooting 46.8% from the field and 43.6% from 3-point range… Has scored in double figures four times, including one game with at least 20 points.

NBA G League: Has started all 16 regular season appearances in one season with the Memphis Hustle… Has averaged 22.6 points, 9.3 rebounds, 2.3 assists, 1.31 steals and 1.31 blocks in 29.9 minutes while shooting 49.6% from the field and 69.8% from the free throw line… Has scored in double figures 15 times, including 12 games with at least 20 points and two 30-point performances… Has grabbed double-digit rebounds eight times… Has posted seven double-doubles.

NBA Transactions: Selected by the Utah Jazz with the 30th overall pick in the 2021 NBA Draft on July 29, 2021… Draft rights traded by the Utah Jazz to the Memphis Grizzlies for the draft rights to Jared Butler (40th overall in 2021) and two future second round draft picks on Aug. 7, 2021… Signed a multi-year contract with the Memphis Grizzlies on Aug. 8, 2021… Re-signed to a multi-year contract on July 15, 2025.

2024-25 (Memphis): Appeared in 65 games (16 starts) in his fourth NBA season… Averaged 12.5 points, 6.4 rebounds and 2.9 assists in 25.5 minutes while shooting 48.3% from the field, 36.8% from 3-point range and 69.1% from the free throw line… Set career highs for scoring average, rebounds per game, assists per game, steals per game, field goal percentage and 3-point percentage… Missed 17 games due to injury, including six games (Dec. 27-Jan. 6) with a left ankle sprain, two games (Jan. 24-25)

due to illness, eight games (March 3-5, March 9-17) with a right calf strain and one game (April 13) with left ankle soreness… Scored in double figures 43 times, including 10 games with at least 20 points… Grabbed double-digit rebounds 10 times… Recorded double-digit assists once… Posted 10 double-doubles… Scored 27 points in the season opener on Oct. 23 at Utah… Secured 10 rebounds in the first quarter on Oct. 28 vs. Chicago, becoming one of six players in franchise history to secure double-digit rebounds in a single quarter… Recorded 28 points and 11 rebounds on Nov. 19 vs. Denver… Grabbed a career-high 17 rebounds (including a career-high seven offensive rebounds) in 22 minutes on Nov. 25 vs. Portland… Totaled 19 points and a season-high three blocks in 20 minutes on Dec. 8 at Washington… Tallied 21 points and 14 rebounds in 25 minutes on Dec. 19 vs. Golden State, matching his career high with 12 defensive rebounds… Scored a career-high 29 points (10-19 FG, 5-12 3P, 4-4 FT) on Jan. 17 at San Antonio… Recorded 15 points, eight rebounds and a career-high 11 assists in a season-high 37 minutes on March 1 vs. San Antonio… **Play-In:** Averaged 12.5 points, 6.0 rebounds and 2.5 assists in 27.8 minutes in two games against Golden State and Dallas… **Playoffs:** Appeared in four games (one start) during the Grizzlies' first-round series with the Oklahoma City Thunder and averaged 13.0 points, 6.0 rebounds and 1.8 assists in 30.5 minutes… Scored in double figures three times, including one game with at least 20 points… Scored a playoff career-high 23 points on April 26 at Oklahoma City.

2023-24 (Memphis): Appeared in 61 games (35 starts) in his third NBA season… Averaged 10.7 points, 5.8 rebounds and 2.3 assists in 26.5 minutes while shooting 43.5% from the field, 34.9% from 3-point range and 62.1% from the free throw line… Set career highs in scoring average, rebounds per game, assists per game and minutes per game… Missed 21 games due to injury/illness, including the first six games of the season (Oct. 25-Nov. 3) with a right ankle sprain, two games (Dec. 28, March 30) due to illness, three games (Jan. 9-13) with a left knee contusion, one game (Jan. 24) with right knee soreness), one game (Feb. 4) with a tailbone contusion, one game (March 13) with left elbow soreness and the final seven games of the season (April 3-14) with a right foot strain… Scored in double figures 32 times, including five games with at least 20 points… Grabbed double-digit rebounds six times… Posted five double-doubles… Scored 24 points off the bench on Nov. 14 at LA Lakers… Recorded consecutive double-doubles for the first time in his career from Nov. 18-19… Posted a career-high 28 points (11-27 FG, 6-15 3P), 12 rebounds and six assists on Nov. 19 vs. Boston… Registered 17 points and 12 assists off the bench on Dec. 1 at Dallas… Tied his career high with three steals on Dec. 2 at Phoenix… Tied his career high with seven assists on March 6 at Philadelphia… Scored 27 points and tied a career high with six 3-pointers, all in the first half, on March 20 at Golden State… Recorded 15 points and a season-high 13 rebounds on March 22 at San Antonio… Registered a career-high four blocks on March 25 at Denver.

2022-23 (Memphis): Competed in 77 games (20 starts) in his second NBA season… Averaged 9.0 points, 4.8 rebounds and 1.3 assists in 21.8 minutes while shooting 47.0% from the field, 35.3% from 3-point range and 75.0% from the free throw line… Missed five games due to injury/illness, including one game (Nov. 25) with a non-COVID illness, two games (Dec. 31-Jan. 1) with left ankle soreness and the final two games of the regular season (April 7-9) with left elbow soreness… Scored in double figures 31 times, including two games with at least 20 points… Grabbed double-digit rebounds six times… Posted four double-doubles… Started the first 14 games of the season… Recorded 18 points and 11 rebounds in a career-high 39 minutes in his first career start in the season opener on Oct. 19 vs. New York… Tallied a season-high 10 defensive rebounds and a career-high three steals on Nov. 6 vs. Washington… Tied his career high with three steals on Nov. 22 vs. Sacramento… Scored 21 points on Feb. 2 at Cleveland… Posted 22 points and a career-high 14 rebounds on March 20 vs. Dallas… **Playoffs:** Appeared in six games during the Grizzlies' first round series with the Los Angeles Lakers and averaged 6.5 points, 4.3 rebounds and 1.2 assists in 16.8 minutes… Scored a playoff career-high 16 points on April 28 at LA Lakers.

2021-22 (Memphis): Appeared in 32 games as a reserve during his rookie season… Averaged 4.1 points and 2.7 rebounds in 11.3 minutes… Shot 40.2% from the field and 62.5% from the free throw line… Missed 50 games… Sidelined 10 games due to injury or illness, including four games (Dec. 17-23) with right calf soreness, three games (Dec. 26-29) with right ankle soreness, two games (Feb. 8-10) with right foot soreness and one game (April 9) with a non-COVID illness… DNP (Coach's Decision) 27 times… Inactive 13 games (Jan. 31-Feb. 5, March 3-20, March 28) while on assignment to the NBA G League… Scored in double figures three times, including one game with at least 20 points… Grabbed double-digit rebounds twice… Posted two double-doubles… Totaled seven points and two rebounds in six minutes in his NBA debut on Oct. 27 at Portland… Recorded his first career double-double with 18 points and 10 rebounds and set the single-game franchise record with a +52 plus-minus rating in 28 minutes on Dec. 2 vs. Oklahoma City… Scored 12 points on April 1 vs. Phoenix… Scored a season-high 20 points and season-high tying 10 rebounds on April 10 vs. Boston… **Playoffs:** Missed all 12 playoff games, including one game as a DNP (Coach's Decision) and 11 games with right knee soreness… **NBA G League:** Started all 16 of his appearances with the Memphis Hustle and averaged 22.9 points, 9.3 rebounds, 2.5 assists, 1.47 steals and 1.42 blocks in 30.1 minutes… Shot 50.8% from the field and 68.2% from the free throw line… Scored in double figures 16 times, including 13 games with at least 20 points and two games with at least 30 points… Grabbed double-digit rebounds eight times… Posted seven double-doubles.

SANTI ALDAMA

COLLEGE CAREER

Played two years at Loyola Maryland (2019-21)… Appeared in 27 games (26 starts) for the Greyhounds and averaged 19.0 points, 9.2 rebounds, 2.2 assists and 1.70 blocks in 33.3 minutes… Shot 49.5% from the field, 30.6% from 3-point range and 63.9% from the free throw line… Selected to the 2020-21 All-Patriot League First Team, 2021 Patriot League All-Tournament Team and NABC All-District (13) First Team as a sophomore after averaging 21.2 points, 10.1 rebounds, 2.3 assists, 1.00 steals and 1.71 blocks in 35.0 minutes… Named to the 2019-20 Patriot League All-Rookie Team as a freshman… Posted 30 points and a career-high 22 rebounds in a triple-overtime game on Feb. 13, 2021 vs. Lafayette, tying **Adonal Foyle**'s conference record for rebounds in a game… Scored a career-best 33 points with 12 rebounds on March 10, 2021 in a win over Army in the Patriot League Tournament semifinals, helping Loyola advance to its first-ever Patriot League final.

NATIONAL TEAM

Named MVP of the 2019 FIBA U18 European Championships after leading Spain to the gold medal in Greece… Selected to the event's All-Tournament Team… A member of the Spanish National Age-Group Teams since he was 14, he competed in five games and averaged 11.2 points, 4.0 rebounds and 1.0 blocks in 19.4 minutes during the 2023 FIBA World Cup... Averaged 17.7 points, 9.3 rebounds, 2.0 assists and 1.7 blocks in 28.0 minutes in three games during the 2024 Olympics in Paris.

PERSONAL

Born Jan. 10, 2001 in Las Palmas, Spain… Full name is Santiago Aldama Toledo… Son of Maria Isabel Toledo Jiménez and Santiago Aldama Alesón… His father was a professional basketball player in Spain and Portugal and a longtime member of the Spanish National Team who played in the 1992 Olympics in Barcelona… His uncle, Santiago Toledo, also played basketball professionally in Spain, Portugal and Italy.

REGULAR SEASON CAREER HIGHS

MIN	39	11/19/2023, MEM VS BOS
FG	12	11/19/2024, MEM VS DEN
FGA	27	11/19/2023, MEM VS BOS
3P	6	03/20/2024, MEM AT GSW (2X)
3PA	15	11/19/2023, MEM VS BOS
FT	8	03/20/2023, MEM VS DAL
FTA	9	03/20/2023, MEM VS DAL
OREB	7	11/25/2024, MEM VS POR
DREB	12	12/19/2024, MEM VS GSW (3X)
REB	17	11/25/2024, MEM VS POR
AST	11	03/01/2025, MEM VS SAS
STL	3	02/25/2025, MEM VS PHO (6X)
TOV	4	03/31/2025, MEM VS BOS (5X)
BLK	4	03/25/2024, MEM AT DEN
PTS	29	01/17/2025, MEM AT SAS

3 KENTAVIOUS CALDWELL-POPE

HEIGHT 6'5" **WEIGHT** 204
POSITION WING
PRIOR TO NBA GEORGIA
NBA SEASONS 12

NBA REGULAR SEASON STATISTICS

SEASON	TM	G	GS	MP	FG	FGA	FG%	3P	3PA	3P%	FT	FTA	FT%	ORB	DRB	TRB	AST	STL	BLK	TOV	PF	PTS	RPG	APG	PPG
2013-14	DET	80	41	1583	182	460	.396	59	185	.319	47	61	.770	38	118	156	55	75	12	28	145	470	2.0	0.7	5.9
2014-15	DET	82	82	2587	390	972	.401	153	444	.345	110	158	.696	46	209	255	109	93	18	94	161	1043	3.1	1.3	12.7
2015-16	DET	76	76	2789	403	960	.420	114	369	.309	185	228	.811	70	212	282	138	110	17	105	167	1105	3.7	1.8	14.5
2016-17	DET	76	75	2529	370	928	.399	153	437	.350	154	185	.832	55	193	248	193	89	12	86	118	1047	3.3	2.5	13.8
2017-18	LAL	74	74	2458	340	798	.426	159	415	.383	153	194	.789	60	327	387	162	106	16	97	145	992	5.2	2.2	13.4
2018-19	LAL	82	23	2035	325	756	.430	151	435	.347	137	158	.867	48	190	238	110	73	13	65	137	938	2.9	1.3	11.4
2019-20	LAL	69	26	1762	237	507	.467	92	239	.385	79	102	.775	38	104	142	111	57	14	62	128	645	2.1	1.6	9.3
2020-21	LAL	67	67	1902	218	506	.431	120	293	.410	97	112	.866	27	152	179	127	62	26	66	114	653	2.7	1.9	9.7
2021-22	WAS	77	77	2329	361	829	.435	159	408	.390	137	154	.890	41	220	261	145	83	26	97	139	1018	3.4	1.9	13.2
2022-23	DEN	76	76	2381	292	632	.462	135	319	.423	103	125	.824	35	173	208	183	112	35	86	145	822	2.7	2.4	10.8
2023-24	DEN	76	76	2402	270	587	.460	125	308	.406	101	113	.894	31	152	183	183	98	42	75	151	766	2.4	2.4	10.1
2024-25	ORL	77	77	2279	239	544	.439	113	330	.342	82	95	.863	33	136	169	136	99	34	62	136	673	2.2	1.8	8.7
CAREER		**912**	**770**	**27036**	**3627**	**8479**	**.428**	**1533**	**4182**	**.367**	**1385**	**1685**	**.822**	**522**	**2186**	**2708**	**1652**	**1057**	**265**	**923**	**1686**	**10172**	**3.0**	**1.8**	**11.2**

NBA PLAYOFFS STATISTICS

SEASON	TM	G	GS	MP	FG	FGA	FG%	3P	3PA	3P%	FT	FTA	FT%	ORB	DRB	TRB	AST	STL	BLK	TOV	PF	PTS	RPG	APG	PPG
2015-16	DET	4	4	161	22	50	.440	12	27	.444	5	7	.714	2	15	17	11	7	1	2	7	61	4.3	2.8	15.3
2019-20	LAL	21	21	608	79	189	.418	45	119	.378	22	27	.815	8	36	44	28	21	4	15	40	225	2.1	1.3	10.7
2020-21	LAL	5	5	146	11	29	.379	4	19	.211	5	5	1.000	2	12	14	5	5	0	2	15	31	2.8	1.0	6.2
2022-23	DEN	20	20	671	74	162	.457	35	92	.380	29	35	.829	14	51	65	31	26	13	15	48	212	3.3	1.6	10.6
2023-24	DEN	12	12	420	34	86	.395	18	55	.327	11	11	1.000	5	30	35	31	17	5	10	37	97	2.9	2.6	8.1
2024-25	ORL	5	5	163	8	30	.267	6	23	.261	3	4	.750	1	14	15	9	7	3	2	11	25	3.0	1.8	5.0
CAREER		**67**	**67**	**2169**	**228**	**546**	**.418**	**120**	**335**	**.358**	**75**	**89**	**.843**	**32**	**158**	**190**	**115**	**83**	**26**	**46**	**158**	**651**	**2.8**	**1.7**	**9.7**

PRO CAREER

NBA Regular Season: Twelve-year veteran has appeared in 912 games (770 starts) with the Detroit Pistons, Los Angeles Lakers, Washington Wizards, Denver Nuggets and Orlando Magic… Has averaged 11.2 points, 3.0 rebounds, 1.8 assists and 1.2 steals in 29.6 minutes while shooting 42.8% from the field, 36.7% from 3-point range and 82.2% from the free throw line… Has scored in double figures 500 times, including 109 games with at least 20 points and nine games with at least 30 points… Has recorded double-digit rebounds four times… Has recorded double-digit assists once… Has posted five double-doubles… His longest career streak of games scoring in double figures is 12 (Feb. 15-March 14, 2018)… His longest career streak of games scoring at least 20 points is four (March 27-April 1, 2022).

NBA Playoffs: Has started all 67 playoff appearances for the Detroit Pistons, Los Angeles Lakers, Denver Nuggets and Orlando Magic… Has averaged 9.7 points, 2.8 rebounds, 1.7 assists and 1.2 steals in 32.4 minutes while shooting 41.8% from the field, 35.8% from 3-point range and 84.3% from the free throw line… Has scored in double figures 34 times, including three games with at least 20 points… Has won two NBA championships with the Lakers (2019-20) and Nuggets (2022-23)… One of four active players to win multiple championships as a starter for different NBA franchises (**LeBron James, Kawhi Leonard, Jrue Holiday**)… Has a career 9-4 record in playoff series (9-2 with Western Conference teams).

NBA Transactions: Selected by the Detroit Pistons with the eighth overall pick in the first round of the 2013 NBA Draft on June 27, 2013… Signed a multi-year contract with the Detroit Pistons on July 19, 2013… Signed a contract with the Los Angeles Lakers on July 13, 2017… Signed a contract with the Los Angeles Lakers on July 6, 2018… Signed a multi-year contract with the Los Angeles Lakers on July 6, 2019… Signed a multi-year contract with the Los Angeles Lakers on Nov. 22, 2020… Traded by the Los Angeles Lakers with Kyle Kuzma and Montrezl Harrell to the Washington Wizards as part of a five-team trade that also included the Brooklyn Nets, Indiana Pacers and San Antonio Spurs on Aug. 6, 2021… Traded by the Washington Wizards with Ish

KENTAVIOUS CALDWELL-POPE

Smith to the Denver Nuggets for Will Barton and Monte Morris on July 6, 2022… Signed a multi-year contract extension with the Denver Nuggets on July 16, 2022… Signed a multi-year contract with the Orlando Magic on July 6, 2024… Traded by the Orlando Magic with Cole Anthony and four future first round draft picks and one future first round draft pick swap for Desmond Bane on June 15, 2025.

2024-25 (Orlando): Started all 77 appearances in his 12th NBA season… Averaged 8.7 points, 2.2 rebounds, 1.8 assists and 1.3 steals in 29.6 minutes while shooting 43.9% from the field, 34.2% from 3-point range and 86.3% from the free throw line… Ranked fifth in the NBA in steals-to-turnover ratio (1.6) and 27th in steals… Missed five games… Sidelined two games due to injury, including one game (Jan. 12) with left knee soreness and one game (April 11) with a left knee strain… Missed one game (Nov. 21) due to personal reasons and two games (Feb. 1, March 14) for rest… Scored in double figures 27 times, including five games with at least 20 points… Started the season 23-of-23 from the free throw line, the most consecutive free throws made to start a season in Magic history… Scored a season-high 24 points on Nov. 27 vs. Chicago and Dec. 21 vs. Miami… Recorded 1,000 career steals on Dec. 8 vs. Phoenix… Reached 10,000 career points and 1,500 career 3-pointers on March 2 vs. Toronto… Played his 900th career regular season game on March 16 at Cleveland… Made a season-high seven 3-pointers (7-9 3P) on April 1 at San Antonio… **Playoffs:** Started all five games during the Magic's first round series with the Boston Celtics and averaged 5.0 points, 3.0 rebounds, 1.8 assists and 1.4 steals in 32.6 minutes.

2023-24 (Denver): Started all 76 appearances in his 11th NBA season… Averaged 10.1 points, 2.4 rebounds, 2.4 assists and 1.3 steals in 31.6 minutes while shooting 46.0% from the field, 40.6% from 3-point range and a career-high 89.4% from the free throw line… Ranked 16th in the NBA in steals and 34th in 3-point percentage… Missed six games… Sidelined five games due to injury, including two games (Dec. 14-16) while in concussion protocol, two games (Feb. 8-9) with right hamstring tightness) and one game (Feb. 14) with right hamstring tendinosis… Not with team one game (March 2) due to personal reasons… Scored in double figures 39 times, including five games with at least 20 points… Tied his career high with five steals on Oct. 27 at Memphis… Notched a career-high four blocks on Dec. 23 at Charlotte… Scored a season-high 24 points on April 6 vs. Atlanta… **Playoffs:** Started all 12 appearances to help Denver advance to the Western Conference Semifinals… Averaged 8.1 points, 2.9 rebounds, 2.6 assists and 1.4 steals in 35.0 minutes… Scored in double figures four times… Averaged 8.4 points, 2.0 rebounds, 2.2 assists and 2.0 steals in 36.0 minutes in five games during the Nuggets' first round series with the Los Angeles Lakers… Averaged 7.9 points, 3.6 rebounds, 2.9 assists and 1.0 steals in 34.3 minutes in seven games during the Nuggets' conference semifinals series with the Minnesota Timberwolves.

2022-23 (Denver): Started all 76 appearances in his 10th NBA season… Averaged 10.8 points, 2.7 rebounds, 2.4 assists and a career-high 1.5 steals in 31.3 minutes while shooting 46.2% from the field, a career-high 42.3% from 3-point range and 82.4% from the free throw line… Ranked 11th in the NBA in 3-point percentage and 12th in steals… Scored in double figures 42 times, including five games with at least 20 points… Scored a season-high 21 points on Oct. 22 vs. Oklahoma City and April 8 at Utah… **Playoffs:** Started 20 playoff games to help Denver win the 2022-23 NBA championship… Averaged 10.6 points, 3.3 rebounds, 1.6 assists and 1.3 steals in 33.6 minutes… Scored a playoff career-high 21 points on May 11 at Phoenix in the series-clinching Game 6 of the Western Conference Semifinals and on May 16 vs. LA Lakers in Game 1 of the Western Conference Finals.

2021-22 (Washington): Started all 77 appearances in his ninth NBA season… Averaged 13.2 points, 3.4 rebounds, 1.9 assists and 1.1 steals in 30.2 minutes while shooting 43.5% from the field, 39.0% from 3-point range and 89.0% from the free throw line… Tied for eighth in the NBA in free throw percentage… Scored in double figures 52 times, including 12 games with at least 20 points and one game with at least 30 points… Grabbed double-digit rebounds twice… Posted two double-doubles… Registered 12 points and a season-high 10 rebounds on Jan. 12 vs. Orlando… Tallied 28 points (10-12 FG, 6-6 3P) on March 4 vs. Atlanta… Recorded 18 points and a season-high tying 10 rebounds on March 19 vs. LA Lakers… Scored a season-high 35 points (13-19 FG, 6-11 3P, 3-3 FT) on April 1 vs. Dallas.

2020-21 (LA Lakers): Started all 67 appearances in his eighth NBA season… Averaged 9.7 points, 2.7 rebounds and 1.9 assists in 28.4 minutes while shooting 43.1% from the field, 41.0% from 3-point range and 86.6% from the free throw line… Finished 11th in the voting for the NBA Defensive Player of the Year award… Tied for 32nd in the NBA in 3-point percentage… Scored in double figures 31 times, including five games with at least 20 points… Grabbed double-digit rebounds once… Posted one double-double… Totaled 13 points and a season-high 10 rebounds on April 2 at Sacramento… Scored a season-high 29 points (9-17 FG, 6-12 3P, 5-5 FT) on April 22 at Dallas… **Playoffs:** Started all five playoff appearances during the Lakers' first round series with the Phoenix Suns and averaged 6.2 points, 2.8 rebounds, 1.0 assists and 1.0 steals in 29.2 minutes.

2019-20 (LA Lakers): Appeared in 69 games (26 starts) in his seventh NBA season… Averaged 9.3 points, 2.1 rebounds and 1.6 assists in 25.5 minutes while shooting 46.7% from the field, 38.5% from 3-point range and 77.5% from the free throw line… Scored in double figures 34 times, including one game with at least 20 points, a season-high 20 points on Jan. 18 at Houston… **Playoffs:** Started 21 playoff games to help the Lakers win the 2019-20 NBA championship… Averaged 10.7 points, 2.1 rebounds, 1.3 assists and 1.0 steals in 29.0 minutes… Scored in double figures in 15 of his 21 appearances to help the Lakers go 16-5 in the postseason… Averaged 12.8 points and scored in double figures in five of six games during the NBA Finals against the Miami Heat.

2018-19 (LA Lakers): Played in all 82 games (23 starts) in his sixth NBA season… Averaged 11.4 points, 2.9 rebounds and 1.3 assists in 24.8 minutes while shooting 43.0% from the field, 34.7% from 3-point range and 86.7% from the free throw line… The only Laker during the season to appear in all 82 games… Tied for 17th in the NBA in free throw percentage… Scored in double figures 42 times, including 12 games with at least 20 points and three games with at least 30 points… Equaled his career high with five steals on Nov. 25 vs. Orlando… Scored a season-high 35 points (12-20 FG, 8-14 3P, 3-4 FT) on March 19 at Milwaukee, tying his career high for 3-pointers made.

2017-18 (LA Lakers): Started all 74 appearances in his fifth NBA season… Averaged 13.4 points, a career-high 5.2 rebounds, 2.2 assists and 1.4 steals in 33.2 minutes while shooting 42.6% from the field, 38.3% from 3-point range and 78.9% from the free throw line… Ranked 25th in the NBA in steals and tied for 33rd in minutes played… Scored in double figures 55 times, including 13 games with at least 20 points and one game with at least 30 points… Grabbed double-digit rebounds four times… Posted four double-doubles… Notched a career-high five steals on Jan. 11 vs. San Antonio… Registered a season-high 34 points (12-20 FG, 8-14 3P, 2-3 FT) on Feb. 24 at Sacramento, matching his career best for 3-pointers made… Totaled 10 points and a career-high 14 rebounds the next game on Feb. 26 at Atlanta.

2016-17 (Detroit): Appeared in 76 games (75 starts) in his fourth NBA season… Averaged 13.8 points, 3.3 rebounds, 2.5 assists and 1.2 steals in 33.3 minutes while shooting 39.9% from the field, 35.0% from 3-point range and 83.2% from the free throw line… Ranked 37th in the NBA in minutes played… Scored in double figures 49 times, including 20 games with at least 20 points and two games with at least 30 points… Recorded double-digit assists once… Posted one double-double… Tallied his lone double-double with 16 points and a career-high 10 assists on Nov. 25 vs. LA Clippers… Scored a career-high 38 points (12-18 FG, 8-11 3P, 6-8 FT) on Feb. 1 vs. New Orleans, setting a career best for 3-pointers made.

2015-16 (Detroit): Started all 76 appearances in his third NBA season… Averaged a career-high 14.5 points, 3.7 rebounds, 1.8 assists and 1.4 steals in 36.7 minutes while shooting 42.0% from the field, 30.9% from 3-point range and 81.1% from the free throw line… Ranked fourth in the NBA in minutes played and 28th in steals… Scored in double figures 59 times, including 16 games with at least 20 points and one game with at least 30 points… Grabbed double-digit rebounds once… Posted one double-double… Scored 17 points in a career-high 49 minutes in a 147-144 quadruple-overtime victory on Dec. 18 at Chicago… Registered his first career double-double with 16 points and a season-high 10 rebounds on Jan. 2 at Indiana… Scored a season-high 31 points on Feb. 16 vs. Boston… **Playoffs:** Started all four playoff games during the Pistons' first round series with the Cleveland Cavaliers and averaged 15.3 points, 4.3 rebounds, 2.8 assists and 1.8 steals in 40.3 minutes… Scored a postseason career-high 21 points on April 17 at Cleveland in his playoff debut.

2014-15 (Detroit): Played and started in all 82 games in his second NBA season… Averaged 12.7 points, 3.1 rebounds, 1.3 assists and 1.1 steals in 31.5 minutes while shooting 40.1% from the field, 34.5% from 3-point range and 69.6% from the free throw line… Selected to play in the Rising Stars Challenge as part of NBA All-Star 2015 in Brooklyn… Scored in double figures 55 times, including 14 games with at least 20 points… Scored a season-high 28 points on Jan. 31 vs. Houston.

2013-14 (Detroit): Appeared in 80 games (41 starts) in his rookie NBA season… Averaged 5.9 points and 2.0 rebounds in 19.8 minutes while shooting 39.6% from the field, 31.9% from 3-point range and 77.0% from the free throw line… Scored in double figures 15 times, including one game with at least 20 points and one game with at least 30 points… Grabbed double-digit rebounds once… Made his NBA debut with nine points, one rebound, two assists and two steals in 27 minutes on Oct. 30 vs. Washington… Made his first career NBA start on Nov .15 at Sacramento, recording seven points, two rebounds and two assists in 21 minutes… Snagged a season-high 10 rebounds on March 19 at Denver… Scored a season-high 30 points on April 16 at Oklahoma City.

COLLEGE CAREER

Played two years at Georgia (2011-13)… Appeared in 64 games (60 starts) for the Bulldogs and averaged 15.8 points, 6.1 rebounds, 1.5 assists and 1.9 steals in 33.0 minutes… Named 2012-13 SEC Player of the Year and selected to the All-SEC First Team after averaging 18.5 points, 7.1 rebounds, 1.8 assists and 2.0 steals in 33.9 minutes as a sophomore… Named to the 2011-12 All-SEC Freshman Team by the coaches.

KENTAVIOUS CALDWELL-POPE

PERSONAL

Born Feb. 18, 1993 in Thomaston, Ga… Full name is Kentavious Tannell Caldwell-Pope… Married to wife, McKenzie, and has five children… Son of Rhonda Caldwell and Lawrence Pope… Lists his parents as his role models… Enjoys golf… Chosen to the 2016 USA Men's Select Team… Earned McDonald's and Jordan Brand All-American honors in 2011 as a senior at Greenville High School in Greenville, Ga… Averaged 31.0 points and 8.2 rebounds during his final year at Greenville and led the Patriots to the State Class A Final Four.

REGULAR SEASON CAREER HIGHS

MIN	49	12/18/2015, DET AT CHI
FG	13	04/01/2022, WAS VS DAL (2X)
FGA	31	04/09/2019, LAL VS POR
3P	8	03/19/2019, LAL AT MIL (4X)
3PA	16	01/09/2015, DET VS ATL
FT	12	12/21/2024, ORL VS MIA
FTA	12	12/21/2024, ORL VS MIA
OREB	4	10/30/2016, DET VS MIL (5X)
DREB	12	02/26/2018, LAL AT ATL
REB	14	02/26/2018, LAL AT ATL
AST	10	11/25/2016, DET VS LAC
STL	5	12/04/2024, ORL AT PHI (4X)
TOV	5	12/30/2016, DET AT ATL (2X)
BLK	4	12/23/2023, DEN AT CHA
PTS	38	02/01/2017, DET VS NOP

15 BRANDON CLARKE

HEIGHT 6'7 3/4" **WEIGHT** 210
POSITION FORWARD
PRIOR TO NBA GONZAGA
NBA SEASONS 6

NBA REGULAR SEASON STATISTICS

SEASON	TM	G	GS	MP	FG	FGA	FG%	3P	3PA	3P%	FT	FTA	FT%	ORB	DRB	TRB	AST	STL	BLK	TOV	PF	PTS	RPG	APG	PPG
2019-20	MEM	58	4	1300	296	479	.618	23	64	.359	85	112	.759	92	253	345	81	32	48	55	100	700	5.9	1.4	12.1
2020-21	MEM	59	16	1415	256	495	.517	20	77	.260	78	113	.690	97	231	328	95	60	51	33	84	610	5.6	1.6	10.3
2021-22	MEM	64	1	1246	288	447	.644	5	22	.650	85	130	.654	135	207	342	86	39	68	34	122	666	5.3	1.3	10.4
2022-23	MEM	56	8	1090	229	349	.656	1	6	.167	99	137	.723	92	218	310	72	34	37	55	131	558	5.3	1.3	10.0
2023-24	MEM	6	1	134	33	59	.559	1	6	.167	1	7	.143	13	19	32	9	5	6	3	8	68	5.3	1.5	11.3
2024-25	MEM	64	18	1207	236	380	.621	1	17	.059	61	87	.701	127	199	326	66	52	36	41	145	534	5.1	1.0	8.3
CAREER		**307**	**48**	**6392**	**1338**	**2209**	**.606**	**51**	**192**	**.266**	**409**	**586**	**.698**	**556**	**1127**	**1683**	**409**	**222**	**246**	**221**	**590**	**3136**	**5.5**	**1.3**	**10.2**

NBA PLAYOFFS STATISTICS

SEASON	TM	G	GS	MP	FG	FGA	FG%	3P	3PA	3P%	FT	FTA	FT%	ORB	DRB	TRB	AST	STL	BLK	TOV	PF	PTS	RPG	APG	PPG
2020-21	MEM	2	0	9	1	2	.500	0	0	-	0	0	-	0	1	1	0	0	1	0	0	2	0.5	0.0	1.0
2021-22	MEM	12	0	296	56	91	.615	0	1	.000	36	54	.667	37	46	83	24	9	10	12	23	148	6.9	2.0	12.3
CAREER		**14**	**0**	**305**	**57**	**93**	**.613**	**0**	**1**	**.000**	**36**	**54**	**.667**	**37**	**47**	**84**	**24**	**9**	**11**	**12**	**23**	**150**	**6.0**	**1.7**	**10.7**

PRO CAREER

NBA Regular Season: Six-year veteran has appeared in 307 games (48 starts) with the Memphis Grizzlies… Has averaged 10.7 points, 5.6 rebounds and 1.4 assists in 21.3 minutes while shooting 60.6% from the field, 26.6% from 3-point range and 69.8% from the free throw line… Has officially missed 160 games due to injury and five games as a DNP (Coach's Decision)… Has scored in double figures 172 times, including 11 games with at least 20 points… Has grabbed double-digit rebounds 26 times… Has posted 18 double-doubles… Set an NBA rookie record by shooting 61.8% from the field during the 2019-20 season.

NBA Playoffs: Has competed in 14 postseason games as a reserve for the Memphis Grizzlies… Has averaged 10.7 points, 6.0 rebounds and 1.7 assists in 21.8 minutes while shooting 61.3% from the field and 66.7% from the free throw line… Has officially missed 10 games due to injury… DNP (Coach's Decision) four times… Has scored in double figures nine times, including two games with at least 20 points… Has grabbed double-digit rebounds three times… Has posted three double-doubles.

NBA Transactions: Selected by the Oklahoma City Thunder in the first round (21st overall) of the 2019 NBA Draft on June 23, 2019… Draft rights traded by the Oklahoma City Thunder to the Memphis Grizzlies for the draft rights to Darius Bazley (23rd overall in 2019) and a future second round draft pick on July 6, 2019… Signed a multi-year contract with the Memphis Grizzlies on July 7, 2019… Signed a multi-year contract extension with the Memphis Grizzlies on July 16, 2022.

Honors: NBA Summer League MVP and SL Finals MVP (2019)… NBA All-Rookie First Team (2019-20)… NBA Rising Stars (2020).

2024-25 (Memphis): Appeared in 64 games (18 starts) in his sixth NBA season… Averaged 8.3 points, 5.1 rebounds and 1.0 assists in 18.9 minutes while shooting 62.1% from the field and 70.1% from the free throw line… Missed 18 games due to injury, including one game (Nov. 13) with left toe soreness, two games (Dec. 29-31) with a right soleus strain, one game (Feb. 3) with back soreness, one game (March 1) with a lip laceration, one game (March 10) with right knee soreness and the final 12 games of the season (March 21-April 13) with right PCL sprain… Scored in double figures 27 times… Grabbed double-digit rebounds four times… Posted two double-doubles… Hauled in a season-high 11 rebounds on Nov. 29 vs. New Orleans… Scored a season-high 18 points (9-11 FG) in a road win on Dec. 7 at Boston… Scored 14 points and collected a season-high seven offensive rebounds on Jan. 24 vs. New Orleans… Double-doubled with 13 points and a season-high tying 11 rebounds on Feb. 21 at Orlando… Had 13 points and a season-high tying 11 rebounds on March 5 at Oklahoma City… Tallied 17 points, eight rebounds and a season-high four blocks on March 7 at Dallas… **Play-In:** Inactive twice (April 15-18) with a right PCL sprain… **Playoffs:** Inactive all four games during the Grizzlies' first round series with the Oklahoma City Thunder with a right PCL sprain.

BRANDON CLARKE

2023-24 (Memphis): Appeared in six games (one start) in his fifth NBA season… Averaged 11.3 points, 5.3 rebounds and 1.5 assists in 22.4 minutes while shooting 55.9% from the field… Missed 76 games due to injury, including the first 72 games of the season (Oct. 25-March 25) due to left Achilles tendon repair, one game (April 5) due to left Achilles tendon maintenance and the final three games of the season (April 10-14) with a right hand contusion… Scored in double figures four times… Tallied six points and five rebounds in 21 minutes in his season debut on March 27 vs. LA Lakers, his first game since March 3, 2023… Scored a season-high 15 points on April 1 at Detroit… Recorded a season-high eight rebounds on April 6 vs. Philadelphia.

2022-23 (Memphis): Competed in 56 games (eight starts) in his fourth NBA season… Averaged 10.0 points, 5.5 rebounds and 1.3 assists in 19.5 minutes while shooting a career-high 65.6% from the field and 72.3% from the free throw line… Missed 26 games due to injury, including six games (Jan. 1-11) with left hip soreness and the final 20 games of the regular season (March 5-April 9) with a left Achilles tear sustained on March 3 at Denver… Scored in double figures 28 times, including two games with at least 20 points… Grabbed double-digit rebounds seven times… Posted six double-doubles… Recorded 14 points and a season-high 14 rebounds on Dec. 4 at Detroit… Scored a season-high 24 points, shooting a career-high 10-of-10 from the free throw line, with 10 rebounds on Dec. 23 at Phoenix… **Playoffs:** Inactive all six games during the Grizzlies' first round series with the Los Angeles Lakers with a left Achilles tear.

2021-22 (Memphis): Appeared in 64 games (one start) in his third NBA season… Averaged 10.4 points, 5.3 rebounds, 1.3 assists and 1.06 blocks in 19.5 minutes while shooting 64.4% from the field and 65.4% from the free throw line… Missed 18 games… Sidelined 14 games due to injury, including 11 games (Dec. 4-23) with right knee soreness, one game (Jan. 23) with back soreness and two games (March 24-26) with left hip soreness… DNP (Coach's Decision) three times… Set career highs in games played, blocks per game and field goal percentage… Scored in double figures 38 times, including three games with at least 20 points… Grabbed double-digit rebounds four times… Posted four double-doubles… Registered 18 points and a career-high 15 rebounds on Jan. 8 at LA Clippers… Scored a season-high 22 points on Jan. 28 vs. Utah… Tied his career high with five blocks on March 18 at Atlanta… Scored 20 points (10-10 FG) on April 9 vs. New Orleans… **Playoffs:** Appeared in all 12 postseason games as a reserve in helping the Grizzlies reach the Western Conference Semifinals… Averaged 12.3 points, 6.9 rebounds and 2.0 assists in 24.7 minutes while shooting 61.5% from the field and 66.7% from the free throw line… Scored in double figures nine times, including two games with at least 20 points… Grabbed double-digit rebounds three times… Posted three double-doubles… Averaged 16.5 points, 9.0 rebounds and 2.7 assists in 29.4 minutes while shooting 67.9% from the field in Memphis' 4-2 first round series victory over the Minnesota Timberwolves… Set postseason career highs with 21 points and 15 rebounds on April 26 vs. Minnesota… Averaged 8.2 points, 4.8 rebounds and 1.3 assists in 20.0 minutes while shooting 51.4% from the field in the Grizzlies' conference semifinals series against the Golden State Warriors.

2020-21 (Memphis): Competed in 59 games (16 starts) in his second NBA season… Averaged 10.3 points, 5.6 rebounds, 1.6 assists and 1.02 steals in 24.0 minutes while shooting 51.7% from the field and 69.0% from the free throw line… Missed 13 games… Sidelined 11 games due to injury, including five games (Feb. 6-12) due to right calf soreness, one game (Feb. 20) for return from injury maintenance (right calf), two games (April 6-7) with left calf soreness, two games (April 16-17) with right hip soreness and one game (May 14) with right thigh soreness… DNP (Coach's Decision) twice… Missed one game (March 31) for personal reasons… Scored in double figures 33 times, including two games with at least 20 points… Grabbed double-digit rebounds five times… Posted three double-doubles… Scored a season-high 21 points (9-22 FG, 3-7 3P) on Jan. 8 vs. Brooklyn, setting a new career high for 3-pointers made and tying a career best with five assists… Scored 17 points in a career-high 35 minutes on Jan. 18 vs. Phoenix… Registered 16 points and a career-high 12 rebounds on Feb. 28 at Houston… Set a career high with four steals on March 2 at Washington…. Tallied a career-high five blocks on March 24 at Oklahoma City … **Play-In:** DNP (Coach's Decision) twice… **Playoffs:** Appeared in two games as a reserve in the Grizzlies' first round series with the Utah Jazz, totaling two points, one rebound and one block in nine minutes… DNP (Coach's Decision) four times.

2019-20 (Memphis): Appeared in 58 games (four starts) during his rookie season… Averaged 12.1 points, 5.9 rebounds and 1.4 assists in 22.4 minutes while shooting 61.8% from the field, 35.9% from 3-point range and 75.9% from the free throw line… Named to the NBA All-Rookie First Team… Finished fourth in NBA Rookie of the Year voting… Ranked fourth in the NBA in field goal percentage and fifth in effective field goal percentage (.642)… Set the NBA rookie record for field goal percentage (among qualifiers), effective field goal percentage and true shooting percentage (.663)… Posted 22 points, eight rebounds and two assists in 24 minutes for the World Team in the 2020 NBA Rising Stars on Feb. 15 as part of 2020 NBA All-Star Weekend… Missed 15 games due to injury, including one game (Nov. 9) due to injury maintenance (back), two games (Dec. 2, Jan. 31) with left hip soreness, three games (Dec. 4-9) with left oblique soreness, one game (Dec. 13) due to injury maintenance (left oblique) and eight games (Feb. 26-March 10) with a right quadriceps strain suffered on Feb. 24 at LA Clippers… Scored in double figures 40 times, including four games with at least 20 points… Grabbed double-digit rebounds six times… Posted three double-doubles… Recorded eight points, seven rebounds, one assist and one block in 23 minutes in his NBA debut on Oct. 23 at Miami… Recorded his first career double-double with 16 points (7-9 FG, 1-1 3P, 1-2 FT) and a career-high 11 rebounds to go with three steals and

two blocks in 22 minutes on Nov. 2 vs. Phoenix… Became the first rookie in franchise history to record a double-double with multiple steals and multiple blocks off the bench… Made his first career start on Nov. 4 vs. Houston, tallying a career-high four blocks… Recorded 18 points on perfect shooting (7-7 FG, 4-4 FT) and eight rebounds with a +30 plus-minus on Nov. 6 vs. Minnesota, becoming the first Grizzlies rookie to register a +30 plus-minus rating… Posted 19 points (8-8 FG, 2-2 3P) on Nov. 17 vs. Denver… Scored 25 points (11-14 FG) on Dec. 14 vs. Washington and a career-high 27 points (13-19 FG) on Dec. 18 at Oklahoma City… Tied a career high with 11 rebounds on Nov. 23 vs. LA Lakers, Jan. 12 vs. Golden State, Jan. 24 at Detroit and Feb. 20 at Sacramento… Tied his career high with 27 points (12-14 FG, 3-5 FT) on Feb. 12 vs. Portland… Averaged 12.3 points, 6.6 rebounds and 1.1 assists while shooting 59.2% from the field in 26.7 minutes during the Grizzlies' eight-game seeding schedule at Walt Disney World in Orlando… Scored 21 points (7-8 FG, 7-8 FT), setting career highs for free throws made and attempted, in a career-high 34 minutes on July 31 at Portland… **Play-In:** Recorded 20 points (8-11 FG, 4-5 3P), four rebounds, three assists and two blocks in 25 minutes in Memphis' play-in game on Aug. 15 vs. Portland.

COLLEGE CAREER

Played one year at Gonzaga (2018-19) after playing two years at San Jose State (2015-17)… Appeared in 37 games (36 starts) for the Bulldogs and averaged 16.9 points, 8.6 rebounds, 1.9 assists, 1.16 steals and 3.16 blocks in 28.1 minutes… Led the nation in field goal percentage (68.7 percent) and total blocks (117) and led Gonzaga to the Elite Eight in the 2019 NCAA Tournament during his lone season with the program, scoring a school tournament-record 36 points in the second round on March 23, 2019 vs. Baylor… With the Bulldogs, he was named West Coast Conference Defensive Player of the Year and was one of four finalists for the Naismith Defensive Player of the Year Award… Also selected to The Wooden Award All-American Team, All-WCC First Team, WCC All-Tournament Team, AP All-American Third Team and NABC District (9) First Team… Also named WCC Newcomer of the Year and earned WCC Player of the Week honors twice… Competed in 61 games (33 starts) at San Jose State and averaged 13.0 points, 7.1 rebounds, 1.9 assists and 1.89 blocks in 27.6 minutes… During his time with the Spartans, he was selected to the All-Mountain West Conference First Team, MWC All-Defensive Team and NABC All-District (17) First Team as a sophomore and the MWC Sixth Man of the Year as a freshman… Scored in double figures 75 times during his collegiate career, including 21 games with at least 20 points and two games with at least 30 points… Grabbed double-digit rebounds 28 times and posted 28 double-doubles.

PERSONAL

Born Sept. 19, 1996 in Vancouver, British Columbia, Canada… Recently established the Brandon Clarke Foundation, focused on supporting Memphis families in need and promoting youth literacy… A graduate of Desert Vista High School in Phoenix, where he was one of the state's top shot blockers… Led Desert Vista to the Division I state championship game in 2015… Named first-team All-Arizona Division I honoree by The Arizona Republic… Recorded 10 triple-doubles as a high school senior that included points, rebounds and blocks… Registered 15.0 points, 7.0 rebounds, 4.0 assists and 4.0 blocks as a junior.

REGULAR SEASON CAREER HIGHS

MIN	35	01/18/2021, MEM VS PHO
FG	13	12/18/2019, MEM AT OKC
FGA	22	01/08/2021, MEM VS BKN
3P	3	01/08/2021, MEM VS BKN
3PA	7	01/08/2021, MEM VS BKN
FT	10	12/23/2022, MEM AT PHO
FTA	10	01/20/2023, MEM AT LAL (3X)
OREB	8	02/21/2020, MEM AT LAL
DREB	11	02/07/2023, MEM VS CHI (2X)
REB	15	01/08/2022, MEM AT LAC
AST	5	03/26/2021, MEM AT UTA (3X)
STL	4	03/02/2021, MEM AT WAS
TOV	4	11/13/2019, MEM AT CHA
BLK	5	03/18/2022, MEM AT ATL (2X)
PTS	27	02/12/2020, MEM VS POR (2X)

23 CEDRIC COWARD

HEIGHT 6'5 1/4" **WEIGHT** 213
POSITION WING
PRIOR TO NBA WASHINGTON STATE
NBA SEASONS ROOKIE

NCAA *(D-I)* STATISTICS

SEASON	TM	G	GS	MP	FG	FGA	FG%	3P	3PA	3P%	FT	FTA	FT%	ORB	DRB	TRB	AST	STL	BLK	TOV	PF	PTS	RPG	APG	PPG
2022-23	E WASHINGTON	34	2	735	95	139	.683	13	33	.394	46	62	.742	53	136	189	61	27	21	32	69	249	5.6	1.8	7.3
2023-24	E WASHINGTON	32	32	977	183	324	.565	51	133	.383	77	86	.895	48	167	215	54	32	30	71	64	494	6.7	1.7	15.4
2024-25	WASH STATE	6	6	198	34	61	.557	12	30	.400	26	31	.839	11	31	42	22	5	10	13	16	106	7.0	3.7	17.7
CAREER		**72**	**40**	**1910**	**312**	**524**	**.595**	**76**	**196**	**.388**	**149**	**179**	**.832**	**112**	**334**	**446**	**137**	**64**	**61**	**116**	**149**	**849**	**6.2**	**1.9**	**11.8**
EASTERN WASHINGTON		**66**	**34**	**1712**	**278**	**463**	**.600**	**64**	**166**	**.386**	**123**	**148**	**.831**	**101**	**303**	**404**	**115**	**59**	**51**	**103**	**133**	**743**	**6.1**	**1.7**	**11.3**
WASHINGTON STATE		**6**	**6**	**198**	**34**	**61**	**.557**	**12**	**30**	**.400**	**26**	**31**	**.839**	**11**	**31**	**42**	**22**	**5**	**10**	**13**	**16**	**106**	**7.0**	**3.7**	**17.7**

PRO CAREER

NBA Transactions: Selected by the Portland Trail Blazers with the 11th overall pick in the 2025 NBA Draft on June 25, 2025… Draft rights traded by the Portland Trail Blazers to the Memphis Grizzlies for the draft rights to Yang Hansen (16th overall in 2025), a future first round draft pick and two future second round draft picks on June 25, 2025… Signed a multi-year contract with the Memphis Grizzlies on July 7, 2025.

COLLEGE CAREER

Played one year at Washington State (2024-25) after playing two years at Eastern Washington (2022-24) and one year at Division III Willamette University (2021-22)… Started six games for the Cougars during the 2024-25 season and averaged 17.7 points, 7.0 rebounds, 3.7 assists and 1.7 blocks in 32.8 minutes while shooting 55.7% from the field, 40.0% from 3-point range and 38.9% from the free throw line before sustaining a season-ending right shoulder injury… Appeared in 66 games (34 starts) in two seasons for the Eagles and averaged 11.3 points, 6.1 rebounds and 1.7 assists in 25.9 minutes while shooting 60.0% from the field, 38.6% from 3-point range and 83.1% from the free throw line… Appeared in 24 games (19 starts) for Willamette and averaged 19.5 points, 12.0 rebounds, 3.8 assists, 1.5 steals and 2.8 blocks in 30.4 minutes… 2021-22 Northwest Conference Freshman of the Year and 2021-22 All-Northwest Conference First Team… Ranked second in the Northwest Conference with 19 double-doubles.

PERSONAL

Born Sept. 11, 2003 in Fresno, Calif… Son of Shanel and Ray Coward… Has one sister… Grandfather, Maxie Parks, ran track and field at UCLA… Hobbies include customizing shoes and baking cookies… Two-time Tri River All-Conference at Central High School in Fresno, where he was named the Grizzlies' MVP as a senior and Best Offensive Player as a junior… 2021 Central High School Athlete of the Year… On the High Academic Honor Roll all four years in high school.



14 ZACH EDEY

HEIGHT 7'3 3/4" **WEIGHT** 299
POSITION CENTER
PRIOR TO NBA PURDUE
NBA SEASONS 1 YEAR

NBA REGULAR SEASON STATISTICS

SEASON	TM	G	GS	MP	FG	FGA	FG%	3P	3PA	3P%	FT	FTA	FT%	ORB	DRB	TRB	AST	STL	BLK	TOV	PF	PTS	RPG	APG	PPG
2024-25	MEM	66	55	1416	251	433	.580	18	52	.346	90	127	.709	232	316	548	65	36	85	88	182	610	8.3	1.0	9.2
CAREER		**66**	**55**	**1416**	**251**	**433**	**.580**	**18**	**52**	**.346**	**90**	**127**	**.709**	**232**	**316**	**548**	**65**	**36**	**85**	**88**	**182**	**610**	**8.3**	**1.0**	**9.2**

NBA PLAYOFFS STATISTICS

SEASON	TM	G	GS	MP	FG	FGA	FG%	3P	3PA	3P%	FT	FTA	FT%	ORB	DRB	TRB	AST	STL	BLK	TOV	PF	PTS	RPG	APG	PPG
2024-25	MEM	4	4	108	10	15	.667	0	0	-	5	7	.714	11	20	31	7	0	10	6	12	25	7.8	1.8	6.3
CAREER		**4**	**4**	**108**	**10**	**15**	**.667**	**0**	**0**	**-**	**5**	**7**	**.714**	**11**	**20**	**31**	**7**	**0**	**10**	**6**	**12**	**25**	**7.8**	**1.8**	**6.3**

PRO CAREER

NBA Regular Season: Appeared in 66 games (55 starts) during his rookie season with the Memphis Grizzlies… Has averaged 9.2 points, 8.3 rebounds, 1.0 assists and 1.3 blocks in 21.5 minutes while shooting 58.0% from the field, 34.6% from 3-point range and 70.9% from the free throw line… Has officially 16 games due to injury… Has scored in double figures 27 times, including two games with at least 20 points… Has grabbed double-digit rebounds 20 times, including one game with at least 20 rebounds… Has posted 12 double-doubles… 2024-25 All-Rookie First Team selection who finished fifth in the Rookie of the Year voting.

NBA Playoffs: Has started all four of his postseason appearances with the Memphis Grizzlies… Has averaged 6.3 points, 7.8 rebounds, 1.8 assists and 2.5 blocks in 27.0 minutes while shooting 66.7% from the field and 71.4% from the free throw line… Shares (with **Jaren Jackson Jr.**) the single-game postseason franchise record for blocks with seven on April 26, 2025.

NBA Transactions: Selected by the Memphis Grizzlies with the ninth overall pick in the 2024 NBA Draft on June 26, 2024… Signed a multi-year contract with the Grizzlies on July 6, 2024.

2024-25 (Memphis): Appeared in 66 games (55 starts) in his rookie NBA season… Averaged 9.2 points, 8.3 rebounds, 1.0 assists and 1.3 blocks in 21.5 minutes while shooting 58.0% from the field, 34.6% from 3-point range and 70.9% from the free throw line… All-Rookie First Team selection who finished fifth in the Rookie of the Year voting… 2025 Rising Stars selection and a member of the winning Rising Stars team that advanced to Sunday's NBA All-Star Game… Led the team in rebounds per game… Shared the rookie lead in rebounds per game… Missed 16 games due to injury, including 12 games (Nov. 19-Dec. 13) with a left ankle sprain, two games (Dec. 29-31) with a migraine, one game (March 10) with right ankle soreness and one game (April 13) with left ankle soreness… Scored in double figures 27 times, including two games with at least 20 points… Grabbed double-digit rebounds 20 times (third-most in franchise rookie history), including one game with at least 20 rebounds… Posted 12 double-doubles (sixth-most in franchise rookie history)… Recorded five points and five rebounds in 15 minutes in his NBA debut on Oct. 23 at Utah… Posted his first career double-double with 10 points and 10 rebounds on Nov. 2 at Philadelphia… Recorded career highs with 25 points (11-12 FG, 1-1 3P, 2-4 FT) and four blocks with 12 rebounds on Nov. 4 at Brooklyn… Became the first rookie since **Hakeem Olajuwon** in 1984 to register 25+ points, 10+ rebounds and 4+ blocks while shooting at least 90 percent from the field… The first Grizzlies rookie to record consecutive point-rebound double-doubles (Nov. 2-4) since **Marc Gasol** in January 2009… Tallied 12 points and a career-high four steals on Nov. 10 at Portland… Grabbed 14 rebounds (seven offensive) on Dec. 23 vs. LA Clippers and 16 rebounds (nine offensive) to go with 21 points on Dec. 26 vs. Toronto, tying **Bryant Reeves'** franchise rookie record for offensive rebounds… Recorded a positive plus-minus in an NBA rookie-record 15 consecutive games from Oct. 31-Dec. 27, which also tied the franchise record set by **Marc Gasol** and **Tayshaun Prince**… Became the first Grizzlies rookie

ZACH EDEY

since **Pau Gasol** in 2002 to post three straight point-rebound double-doubles when he did so from Jan. 30-Feb. 5… Scored 17 points (7-7 FG) on March 1 vs. San Antonio… Tied his career high with nine offensive rebounds on March 7 at Dallas… Tied his career high with four blocks on March 17 at Sacramento… Snagged 16 rebounds and matched a career high with four blocks on April 1 vs. Golden State… Broke **Bryant Reeves**' 29-year-old franchise rookie record for rebounds with a career-high 21 rebounds on April 5 at Detroit, the most rebounds by a rookie during the 2024-25 season… Registered 17 points and 19 rebounds on April 8 at Charlotte… Became the first rookie since **Shaquille O'Neal** in 1993 to total 40+ rebounds over a two-game span (April 5-8)… Grabbed double-digit defensive rebounds in four straight games from April 1-8, a franchise rookie record… Pulled down 16 rebounds in a career-high 33 minutes on April 11 at Denver… Averaged 13.4 rebounds over his last eight games… Led the NBA in April with 15.7 rebounds (11.7 defensive) and 1.8 blocks in 30.3 minutes in six games… **Play-In:** Recorded 14.5 points and 14.0 rebounds in 32.5 minutes in two games against Golden State and Dallas... Posted two double-doubles… **Playoffs:** Started all four appearances during the Grizzlies' first round playoff series with the Oklahoma City Thunder and averaged 6.3 points, 7.8 rebounds, 1.8 assists and 2.5 blocks in 27.0 minutes while shooting 66.7% from the field… Tied a single-game playoff franchise record with seven blocks on April 26 vs. Oklahoma City.

COLLEGE CAREER

Played four seasons at Purdue (2020-24), where as a junior and senior he became the first player to sweep every major National Player of the Year award (six total) in consecutive seasons since UCLA's **Bill Walton** (1971-72, 1972-73)… His 12 major National Player of the Year trophies rank second in NCAA history behind only **Ralph Sampson**'s 14… Started all 39 appearances as a senior and averaged 25.2 points, 12.2 rebounds, 2.0 assists and 2.2 blocks in 32.0 minutes while shooting 62.3% from the field and 71.1% from the free throw line to lead the Boilermakers to the NCAA Tournament championship game… His 37 points in the tournament final were the most since 1978… As a senior, became the first player to lead the nation in both total points and total rebounds since **Hank Gathers** in 1988-89 and the first player to lead the nation in scoring and make a Final Four since **Oscar Robertson** in 1959-60… Tied the second-most free throw attempts in a season in NCAA history (436)… During his four-year collegiate career, competed in 138 games (108 starts) and averaged 18.2 points, 9.6 rebounds, 1.4 assists and 1.7 blocks in 24.9 minutes while shooting 62.1% from the field… Left Purdue ranked third in Big Ten history in points (2,516) and second in rebounds (1,321)… Individual honors include: Naismith College Player of the Year (2023, 2024); John R. Wooden Award (2023, 2024); AP Player of the Year (2023, 2024); NABC Player of the Year (2023, 2024); USBWA Player of the Year (2023, 2024); Sporting News Player of the Year (2023, 2024); NCAA Midwest Region Most Outstanding Player (2024); NCAA Final Four All-Tournament Team (2024); Kareem Abdul-Jabbar Award (2023, 2024); Pete Newell Big Man Award (2023, 2024); Lute Olsen Award (2024); The Wooden Award All-American Team (2023, 2024); consensus All-American First Team (2023, 2024); Maui Invitational MVP (2024); consensus Big Ten Player of the Year (2023, 2024); consensus All-Big Ten First Team (2023, 2024); Big Ten All-Defensive Team (2023, 2024); Big Ten All-Tournament Team (2023, 2024); Big Ten Tournament Most Outstanding Player (2023); consensus All-Big Ten Second Team (2022); conference-record 12-time Big Ten Player of the Week.

NATIONAL CAREER

A member of the Canadian senior men's national team… Represented Canada at the 2021 FIBA U19 Basketball World Cup in Latvia and averaged 15.1 points, a tournament-high 14.1 rebounds and 2.3 blocks in 23.7 minutes to help guide the team to the bronze medal… Selected as Team Canada's lone collegian to play in the 2023 FIBA Basketball World Cup and helped the team earn the bronze medal – the country's first-ever World Cup medal – and qualify for the 2024 Olympics.

PERSONAL

Born May 14, 2002 in Toronto, Ontario, Canada… As a member of the Canadian senior men's national team, helped Canada win the bronze medal in the 2023 FIBA Basketball World Cup, Canada's first-ever World Cup medal and first medal at a major global tournament since the 1936 Summer Olympics… Competed at IMG Academy (Fla), helping IMG to the UnderArmour Rise Championship as a senior.. Played hockey and baseball growing up before picking up basketball during his sophomore year of high school.

REGULAR SEASON CAREER HIGHS

MIN	33	04/11/2025, MEM AT DEN	FT	7	01/25/2025, MEM VS UTA	AST	6	04/05/2025, MEM AT DET
FG	11	11/04/2024, MEM AT BKN	FTA	8	01/25/2025, MEM VS UTA	STL	4	11/10/2024, MEM AT POR
FGA	15	12/26/2024, MEM VS TOR	OREB	9	03/07/2025, MEM AT DAL (2X)	TOV	6	11/10/2024, MEM AT POR
3P	2	03/25/2025, MEM AT UTA (3X)	DREB	14	04/08/2025, MEM AT CHA (2X)	BLK	4	04/01/2025, MEM VS GSW (4X)
3PA	5	12/26/2024, MEM VS TOR	REB	21	04/05/2025, MEM AT DET	PTS	25	11/04/2024, MEM AT BKN

16 PJ HALL

HEIGHT 6'8 1/4" **WEIGHT** 240
POSITION CENTER
PRIOR TO NBA CLEMSON
NBA SEASONS 1 YEAR

TWO-WAY CONTRACT

NBA REGULAR SEASON STATISTICS

SEASON	TM	G	GS	MP	FG	FGA	FG%	3P	3PA	3P%	FT	FTA	FT%	ORB	DRB	TRB	AST	STL	BLK	TOV	PF	PTS	RPG	APG	PPG
2024-25	DEN	19	0	66	14	24	.583	2	8	.250	3	4	.750	6	16	22	4	0	4	2	11	33	1.2	0.2	1.7
CAREER		**19**	**0**	**66**	**14**	**24**	**.583**	**2**	**8**	**.250**	**3**	**4**	**.750**	**6**	**16**	**22**	**4**	**0**	**4**	**2**	**11**	**33**	**1.2**	**0.2**	**1.7**

NBA G LEAGUE REGULAR SEASON STATISTICS

SEASON	TM	G	GS	MP	FG	FGA	FG%	3P	3PA	3P%	FT	FTA	FT%	ORB	DRB	TRB	AST	STL	BLK	TOV	PF	PTS	RPG	APG	PPG
2024-25	GRG	13	13	409	97	198	.490	18	53	.340	20	24	.833	46	117	163	31	11	14	30	36	249	12.5	2.4	19.2
CAREER		**13**	**13**	**409**	**97**	**198**	**.490**	**18**	**53**	**.340**	**20**	**24**	**.833**	**46**	**117**	**163**	**31**	**11**	**14**	**30**	**36**	**249**	**12.5**	**2.4**	**19.2**

PRO CAREER

NBA Regular Season: Appeared in 19 games off the bench during his rookie season with the Denver Nuggets… Has averaged 1.7 points and 1.2 rebounds in 3.5 minutes while shooting 58.3% from the field and 75.0% from the free throw line… Has officially missed 36 games as a two-way transfer to the NBA G League.

NBA G League: Has started all 13 regular season appearances in one season with the Grand Rapids Gold… Has averaged 19.2 points, 12.5 rebounds, 2.4 assists and 1.1 blocks in 31.5 minutes while shooting 49.0% from the field, 34.0% from 3-point range and 83.3% from the free throw line… Has scored in double figures 13 times, including four games with at least 20 points and one game with at least 30 points… Has grabbed double-digit rebounds 12 times… Has posted 12 double-doubles.

Transactions: Went unselected in the 2024 NBA Draft on June 27, 2024… Signed a two-way contract with the Denver Nuggets on July 10, 2024… Signed a two-way contract with the Memphis Grizzlies on July 20, 2025.

2024-25 (Denver): Split his rookie season between the Denver Nuggets and Grand Rapids Gold as a two-way player… Appeared in 19 games off the bench for the Nuggets and averaged 1.7 points and 1.2 rebounds in 3.5 minutes while shooting 58.3% from the field… Did not play 36 games while on a two-way transfer to the NBA G League… Played one minute in his NBA debut on Nov. 17 at Memphis… Scored a season-high seven points in five minutes on March 28 vs. Utah… **NBA G League:** Started all 20 of his appearances for the Grand Rapids Gold and averaged 18.9 points, 11.8 rebounds, 2.1 assists and 1.1 blocks in 32.0 minutes while shooting 45.8% from the field, 31.5% from 3-point range and 76.5% from the free throw line… Scored in double figures in all 20 games, including seven games with at least 20 points and one game with at least 30 points… Grabbed double-digit rebounds 16 times… Posted 16 double-doubles… **(Showcase Cup)** Started seven games and averaged 18.3 points, 10.3 rebounds, 1.7 assists and 1.0 blocks in 33.0 minutes… **(Regular Season)** Started 13 games and averaged 19.2 points, 12.5 rebounds, 2.4 assists and 1.1 blocks in 31.5 minutes.

PJ HALL

COLLEGE CAREER

Played four years at Clemson (2020-24)… Appeared in 120 games (91 starts) for the Tigers and averaged 14.2 points, 5.3 rebounds, 1.1 assists and 1.1 blocks in 24.0 minutes while shooting 50.3% from the field, 32.6% from 3-point range and 78.0% from the free throw line… Led the Tigers to the 2024 Elite Eight in the NCAA Tournament and named to the 2023-24 All-ACC First Team after scoring a school-record 659 points as a senior… and the 2022-23 All-ACC Third Team as a junior.

PERSONAL

Born Feb. 21, 2002 in Spartanburg, S.C.… Son of Melanie and Jerome Hall… Has one sister and one brother… Committed to Clemson out of Dorman High School as the 2019-20 South Carolina Gatorade Player of the Year and the No. 1 recruit in the state… Led Dorman High School to two 5A state championships.

REGULAR SEASON CAREER HIGHS

MIN	8	03/19/2025, DEN AT LAL
FG	3	03/28/2025, DEN VS UTA
FGA	4	03/28/2025, DEN VS UTA
3P	1	03/28/2025, DEN VS UTA (2X)
3PA	1	03/28/2025, DEN VS UTA (8X)
FT	2	01/25/2025, DEN AT MIN
FTA	2	01/25/2025, DEN AT MIN (2X)
OREB	1	03/28/2025, DEN VS UTA (6X)
DREB	2	03/28/2025, DEN VS UTA (3X)
REB	3	03/28/2025, DEN VS UTA (2X)
AST	1	03/19/2025, DEN AT LAL (4X)
STL	0	03/28/2025, DEN VS UTA
TOV	1	02/22/2025, DEN VS LAL (2X)
BLK	2	03/19/2025, DEN AT LAL
PTS	7	03/28/2025, DEN VS UTA

45 GG JACKSON II

HEIGHT 6'9" **WEIGHT** 215
POSITION FORWARD
PRIOR TO NBA SOUTH CAROLINA
NBA SEASONS 2

NBA REGULAR SEASON STATISTICS

SEASON	TM	G	GS	MP	FG	FGA	FG%	3P	3PA	3P%	FT	FTA	FT%	ORB	DRB	TRB	AST	STL	BLK	TOV	PF	PTS	RPG	APG	PPG
2023-24	MEM	48	18	1233	241	563	.428	102	286	.357	115	153	.752	53	143	196	59	28	24	65	64	699	4.1	1.2	14.6
2024-25	MEM	29	3	459	74	199	.372	32	95	.337	29	40	.725	27	65	92	29	12	5	31	30	209	3.2	1.0	7.2
CAREER		**77**	**21**	**1692**	**315**	**762**	**.413**	**134**	**381**	**.352**	**144**	**193**	**.746**	**80**	**208**	**288**	**88**	**40**	**29**	**96**	**94**	**908**	**3.7**	**1.1**	**11.8**

NBA G LEAGUE REGULAR SEASON STATISTICS

SEASON	TM	G	GS	MP	FG	FGA	FG%	3P	3PA	3P%	FT	FTA	FT%	ORB	DRB	TRB	AST	STL	BLK	TOV	PF	PTS	RPG	APG	PPG
2023-24	MHU	6	6	220	45	90	.500	9	33	.273	9	12	.750	18	30	48	12	6	5	13	8	116	8.0	2.0	19.3
2024-25	MHU	9	9	275	50	125	.400	19	57	.333	30	41	.732	5	50	55	28	7	5	28	18	162	6.1	3.1	18.0
CAREER		**15**	**15**	**495**	**95**	**215**	**.442**	**28**	**90**	**.311**	**39**	**53**	**.736**	**23**	**80**	**103**	**40**	**13**	**10**	**41**	**26**	**278**	**6.9**	**2.7**	**18.5**

PRO CAREER

NBA Regular Season: NBA Regular Season: Two-year pro has appeared in 77 games (21 starts) with the Memphis Grizzlies… Has averaged 11.8 points, 3.7 rebounds and 1.1 assists in 22.0 minutes while shooting 41.3% from the field, 35.2% from 3-point range and 74.6% from the free throw line… Has officially missed 45 game due to injury, 11 games as a DNP (Coach's Decision), one game while on the inactive list and 32 games while on assignment to the NBA G League… Has scored in double figures 44 times, including 13 games with at least 20 points, four games with at least 30 points and one game with at least 40 points… Has grabbed double-digit rebounds twice… Has posted two double-doubles… 2023-24 NBA All-Rookie Second Team selection… The youngest player in the league during his rookie season, set a Grizzlies rookie franchise record by scoring a career-high 44 points on April 14, 2024 vs. Denver, the second-highest single-game scoring total by a teenager in NBA history.

NBA G League: Has started all 15 regular season appearances in one season with the Memphis Hustle… Has averaged 18.5 points, 6.9 rebounds and 2.7 assists in 33.0 minutes while shooting 44.2% from the field, 31.1% from 3-point range and 73.6% from the free throw line… Has scored in double figures 13 times, including seven games with at least 20 points and one game with at least 30 points… Grabbed double-digit rebounds twice and has posted two double-doubles.

NBA Transactions: Selected by the Memphis Grizzlies with the 45th overall pick in the 2023 NBA Draft on June 22, 2023… Signed a two-way contract with the Memphis Grizzlies on Aug. 31, 2023… Signed a multi-year contract with the Memphis Grizzlies on Feb. 9, 2024.

Honors: NBA All-Rookie Second Team (2023-24)… NBA Summer League First Team (2024).

2024-25 (Memphis): Appeared in 28 games (three starts) in his second NBA season… Averaged 7.2 points, 3.2 rebounds and 1.0 assists in 15.8 minutes while shooting 37.2% from the field, 33.7% from 3-point range and 72.5% from the free throw line… Missed 54 games… Sidelined 41 games due to injury, including 40 games (Oct. 23-Jan. 13) following left fifth metatarsal repair during the offseason and one game (Feb. 28) with left corneal inflammation… DNP (Coach's Decision) five times (March 29-April 3, April 11)… Inactive six games (Jan. 15-17, March 17-27) while on assignment to the NBA G League… Scored in double figures nine times, including one game with at least 20 points… Scored a season-high 27 points in 28 minutes off the bench on Feb. 3 vs. San Antonio… Grabbed a season-high eight rebounds on Feb. 2 at Milwaukee and Feb. 12 at LA Clippers… **Play-In:** DNP (Coach's Decision) on April 15 at Golden State… Recorded two points in two minutes on April 18 vs. Dallas… **Playoffs:** Not with team for personal reasons on April 20 at Oklahoma City… DNP (Coach's Decision) three times… **NBA G League: (Regular Season)** Started nine games for the Memphis Hustle and averaged 18.0 points, 6.9 rebounds, 2.7 assists in 30.6 minutes.

GG JACKSON II

2023-24 (Memphis): Appeared in 48 games (18 starts) during his rookie season… Averaged 14.6 points, 4.1 rebounds and 1.2 assists in 25.7 minutes while shooting 42.8% from the field, 35.7% from 3-point range and 75.2% from the free throw line as the youngest player in the league… Started the season on a two-way contract before signing a multi-year contract on Feb. 9… Named to the All-Rookie Second Team… Ranked fourth among rookies in scoring average… Missed 34 games… Sidelined one game (March 8) with left knee soreness… DNP (Coach's Decision) six times… Inactive once (Feb. 12)… Inactive 26 games (Nov. 1-5, Nov. 10-18, Nov. 26-Dec. 15, Dec. 19-21, Dec. 26-Jan. 7) as a two-way transfer to the Memphis Hustle… Scored in double figures 35 times, including 12 games with at least 20 points, four games with at least 30 points and one game with at least 40 points… Grabbed double-digit rebounds twice… Posted two double-doubles… His four 30-point performances tied (with **Anthony Edwards**) for seventh-most in a single season by a teenager behind **LeBron James** (twice), **Carmelo Anthony, Kevin Durant, Luka Doncic, Devin Booker**… Became the youngest player in franchise history to appear in a game (18 years, 317 days) when he logged one minute in his NBA debut on Oct. 30 vs. Dallas… Scored 20 points off the bench on Jan. 13 vs. New York and followed up with 23 points on Jan. 15 vs. Golden State, becoming the second-youngest player in NBA history (**LeBron James**) to record consecutive 20-point games and the youngest in league history to do so while coming off the bench… Tallied 18 points in his first career start on Feb. 4 at Boston… Scored 27 points on Feb. 8 vs. Chicago, surpassing **Kobe Bryant** as the youngest player (19 years, 53 days) to score at least 25 points off the bench… Recorded 20 points, nine rebounds and a career-high three blocks on Feb. 14 vs. Houston… Scored 27 points (10-17 FG, 6-10 3P, 1-3 FT) on Feb. 15 vs. Milwaukee, becoming the youngest player in NBA history to make at least six 3s in a game… Scored 30 points on March 10 at Oklahoma City, becoming the fifth-youngest player in NBA history to reach 30 points in a game (**LeBron James, Kevin Durant, Devin Booker, Jaren Jackson Jr.**)… Posted 35 points (11-19 FG, 7-14 3P, 6-7 FT) on March 20 at Golden State, becoming the youngest player in NBA history to record at least seven 3s in a game… Notched his first career double-double with 15 points and a career-high 12 rebounds on April 3 at Milwaukee… Registered 31 points (12-23 FG, 7-13 3P), tying his career high for 3-pointers made, and a career-high three steals, on April 12 vs. LA Lakers… Tallied a career-high 44 points (17-36 FG, 4-13 3P, 6-7 FT) and a career-high tying 12 rebounds in the season finale on April 14 vs. Denver, recording the second-highest total by a teenager in NBA history (45, **Cliff Robinson**)… His 44 points set a single-game rookie franchise record… Also became the second-youngest player in NBA history to do all of the following: score 30 points in consecutive games; score 40 points in a game; and notch a 40-point, 10-rebound game (**LeBron James**)… **NBA G League: (Regular Season)** Started all six appearances for the Memphis Hustle and averaged 19.3 points, 8.0 rebounds, 2.0 assists and 1.0 steals in 36.7 minutes… Scored in double figures in all six games, including four games with at least 20 points and one game with at least 30 points… Grabbed double-digit rebounds twice and posted two double-doubles… **(Showcase Cup)** Started all 16 appearances during the Showcase Cup and averaged 20.2 points, 7.1 rebounds, 1.8 assists, 1.0 steals and 1.3 blocks in 34.9 minutes… Scored in double figures 15 times, including 10 games with at least 20 points and one game with at least 30 points… Grabbed double-digit rebounds three times and posted three double-doubles.

COLLEGE CAREER

Played one year at South Carolina (2022-23)… Appeared in 32 games (29 starts) for the Gamecocks and averaged 15.4 points and 5.9 rebounds in 31.9 minutes while shooting 38.4% from the field, 32.4% from 3-point range and 67.7% from the free throw line… Selected to the 2022-23 SEC All-Freshman Team… Named SEC Freshman of the Week (Nov. 14, 2022).

PERSONAL

Born Dec. 17, 2004 in Columbia, S.C.… First name is Gregory… The consensus top player in the 2023 class, reclassified in July 2022 to become part of the 2022 class… Majored in sport and entertainment management at South Carolina… Five-star prospect who was named the 2021-22 South Carolina Boys Basketball Gatorade Player of the Year as a senior at Ridge View High School… Guided Ridge View to back-to-back state titles in 2021 and 2022… Played in the Nike Elite Youth Basketball League for Team CP3.

REGULAR SEASON CAREER HIGHS

MIN	44	04/14/2024, MEM VS DEN
FG	17	04/14/2024, MEM VS DEN
FGA	36	04/14/2024, MEM VS DEN
3P	7	04/12/2024, MEM VS LAL (2X)
3PA	14	03/20/2024, MEM AT GSW
FT	8	03/02/2024, MEM VS POR
FTA	10	03/02/2024, MEM VS POR
OREB	6	04/14/2024, MEM VS DEN
DREB	12	04/03/2024, MEM AT MIL
REB	12	04/14/2024, MEM VS DEN (2X)
AST	4	04/05/2024, MEM VS DET (3X)
STL	3	02/03/2025, MEM VS SAS (3X)
TOV	5	03/03/2025, MEM VS ATL
BLK	3	02/14/2024, MEM VS HOU
PTS	44	04/14/2024, MEM VS DEN

8 JAREN JACKSON JR.

HEIGHT 6'11" **WEIGHT** 242
POSITION FORWARD/CENTER
PRIOR TO NBA MICHIGAN STATE
NBA SEASONS 6

NBA REGULAR SEASON STATISTICS

SEASON	TM	G	GS	MP	FG	FGA	FG%	3P	3PA	3P%	FT	FTA	FT%	ORB	DRB	TRB	AST	STL	BLK	TOV	PF	PTS	RPG	APG	PPG
2018-19	MEM	58	56	1515	298	589	.506	51	142	.359	151	197	.766	73	199	272	64	52	82	98	220	798	4.7	1.1	13.8
2019-20	MEM	57	57	1622	353	753	.469	145	368	.394	139	186	.747	55	207	262	78	40	92	99	232	990	4.6	1.4	17.4
2020-21	MEM	11	4	258	53	125	.424	17	60	.283	35	42	.833	17	45	62	12	12	18	15	42	158	5.6	1.1	14.4
2021-22	MEM	78	78	2126	430	1036	.415	128	401	.319	284	345	.823	119	335	454	86	73	177	130	272	1272	5.8	1.1	16.3
2022-23	MEM	63	63	1787	416	822	.506	100	282	.355	241	306	.788	108	318	426	60	65	189	107	227	1173	6.8	1.0	18.6
2023-24	MEM	66	66	2124	516	1162	.444	117	366	.320	337	417	.808	85	280	365	154	80	106	160	235	1486	5.5	2.3	22.5
2024-25	MEM	74	74	2207	592	1213	.488	146	389	.375	311	398	.781	91	326	417	148	92	113	153	257	1641	5.6	2.0	22.2
CAREER		**407**	**398**	**11639**	**2658**	**5700**	**.466**	**704**	**2008**	**.351**	**1498**	**1891**	**.792**	**548**	**1710**	**2258**	**602**	**414**	**777**	**762**	**1485**	**7518**	**5.5**	**1.5**	**18.5**

NBA PLAYOFFS STATISTICS

SEASON	TM	G	GS	MP	FG	FGA	FG%	3P	3PA	3P%	FT	FTA	FT%	ORB	DRB	TRB	AST	STL	BLK	TOV	PF	PTS	RPG	APG	PPG
2020-21	MEM	5	5	137	23	54	.426	8	28	.286	14	16	.875	9	19	28	5	5	6	4	21	68	5.6	1.0	13.6
2021-22	MEM	12	12	332	59	156	.378	27	72	.375	40	53	.755	26	55	81	11	9	30	17	53	185	6.8	0.9	15.4
2022-23	MEM	6	6	220	35	83	.422	7	25	.280	31	36	.861	20	27	47	9	6	12	18	24	108	7.8	1.5	18.0
2024-25	MEM	4	4	137	22	58	.379	3	11	.273	17	20	.850	9	11	20	6	4	2	11	14	64	5.0	1.5	16.0
CAREER		**27**	**27**	**826**	**139**	**351**	**.396**	**45**	**136**	**.331**	**102**	**125**	**.816**	**64**	**112**	**176**	**31**	**24**	**50**	**50**	**112**	**425**	**6.5**	**1.1**	**15.7**

PRO CAREER

NBA Regular Season: Seven-year veteran has appeared in 407 games (398 starts) for the Memphis Grizzlies… Has averaged 18.5 points, 5.5 rebounds, 1.5 assists and 1.9 blocks in 28.6 minutes while shooting 46.6% from the field, 35.1% from 3-point range and 79.2% from the free throw line… Has officially missed 147 games due to injury and one game due to a league suspension… Has scored in double figures 337 times, including 175 games with at least 20 points, 33 games with at least 30 points and six games with at least 40 points… Has grabbed double-digit rebounds 31 times… Has posted 30 double-doubles... Has recorded multiple blocks in a game 262 times… His career high for consecutive games scoring in double figures is 60 (April 1, 2024-March 1, 2025)… His career high for consecutive games with a 3-pointer made is 29 (Nov. 17, 2019-Jan. 14, 2020)… His career high for consecutive games with a block is 26 (Feb. 12-Nov. 25, 2022)… 2022-23 NBA Defensive Player of the Year, the second-youngest recipient of the award… Three-time NBA All-Defensive selection, including two First Team selections (2021-22, 2022-23) and one Second Team selection (2024-25)… Two-time NBA All-Star (2023, 2025)… 2018-19 All-Rookie First Team selection… Led the NBA in blocks (177) and blocks per game (2.3) in 2021-22… Set single-season Grizzlies franchise records for blocks (189), blocks per game (league-leading 3.0) and "stocks" (4.0) in 2022-23… Became the first player in NBA history to average at least one 3-pointer per game, one steal per game and three blocks per game in a season in 2022-23.

NBA Playoffs: Has started all 27 playoff appearances for the Memphis Grizzlies… Has averaged 15.7 points, 6.5 rebounds and 1.9 blocks in 30.6 minutes while shooting 39.6% from the field, 33.1% from 3-point range and 81.6% from the free throw line… Has scored in double figures 22 times, including six games with at least 20 points and two games with at least 30 points… Has grabbed double-digit rebounds four times… Has posted four double-doubles… Shares (with **Zach Edey**) the single-game postseason franchise record for blocks with seven on April 16, 2022.

NBA Transactions: Selected by the Memphis Grizzlies in the first round (fourth overall) of the 2018 NBA Draft on June 21, 2018… Signed a multi-year contract with the Memphis Grizzlies on July 1, 2018… Signed a multi-year contract extension with the Memphis Grizzlies on Oct. 18, 2021… Renegotiated and signed a multi-year contract extension with the Memphis Grizzlies on July 13, 2025.

JAREN JACKSON JR.

Honors: NBA Defensive Player of the Year (2022-23)… Three-time selection to the NBA All-Defensive Team (First Team in 2021-22 and 2022-23; Second Team in 2024-25)… Two-time NBA All-Star (2023, 2025)… Western Conference Defensive Player of the Month (December 2024)… NBA All-Rookie First Team (2018-19)… NBA Rising Stars (2019, 2020)… One-time Western Conference Player of the Week (Jan. 26, 2025).

2024-25 (Memphis): Started all 74 appearances in his seventh NBA season… Averaged 22.2 points, 5.6 rebounds, 2.0 assists, 1.2 steals and 1.5 blocks in 29.8 minutes while shooting 48.8% from the field, 37.5% from 3-point range and 78.1% from the free throw line… Named 2025 NBA All-Star as a reserve… Named the Western Conference Defensive Player of the Month for December… Named Western Conference Player of the Week for games played from Jan. 20-26, his first career weekly honor… Missed eight games due to injury, including two games (Oct. 23-25) with a left hamstring strain, five games (March 5-12) with a left ankle sprain and one game (April 13) with low back soreness… Scored in double figures 73 times, including 46 games with at least 20 points, 12 games with at least 30 points and one game with at least 40 points… Grabbed double-digit rebounds six times… Posted six double-doubles… Reached 6,000 career points on Nov. 6 vs. LA Lakers… Scored 39 points on Nov. 8 vs. Washington… Recorded multiple 3-pointers, multiple blocks and at least one steal in five consecutive games from Nov. 17-25, becoming the first player in NBA history to record such a streak… Posted 27 points, three steals and four blocks on Dec. 7 at Boston… Had 20 points and a season-high five steals on Dec. 13 vs. Brooklyn… Totaled 33 points, four steals and three blocks on Dec. 27 at New Orleans… Posted 38 points, 12 rebounds, two steals and one block in a season-high 38 minutes on Dec. 31 at Phoenix… Recorded 35 points, 13 rebounds, five assists and three steals on Jan. 6 vs. Dallas… Had a season-high six blocks on Jan. 9 vs. Houston… Scored 29 points and tied a career high with seven assists on Jan. 24 vs. New Orleans… Registered 37 points, including a season-high seven 3-pointers, on Feb. 2 at Milwaukee… Recorded nine straight 20-point games from Jan. 20-Feb. 5 and three straight 30-point games from Feb. 2-5, both career-high streaks… Blocked **Paolo Banchero** with seconds left to preserve a 105-104 road win and complete a 19-point comeback victory on Feb. 21 at Orlando… Scored a season-high 42 points, including 31 in the second half, on March 1 vs. San Antonio… Posted 20 points and a career-high 15 rebounds on March 31 vs. Boston… **Play-In:** Averaged 21.0 points, 6.5 rebounds and 4.5 assists in 37.5 minutes in two games against Golden State and Dallas… **Playoffs:** Started all four games during the Grizzlies' first round series with the Oklahoma City Thunder and averaged 16.0 points, 5.0 rebounds and 1.5 assists in 34.3 minutes… Scored in double figures three times, including two games with at least 20 points.

2023-24 (Memphis): Started all 66 appearances during his sixth NBA season… Averaged 22.5 points, 5.5 rebounds, 2.3 assists, 1.2 steals and 1.6 blocks in 32.2 minutes while shooting 44.4% from the field, 32.0% from 3-point range and 80.8% from the free throw line… Set career highs for scoring average, assists per game, steals per game and minutes per game… One of six players to record 100+ 3-pointers and 100+ blocks… Missed 16 games due to injury, including two games (Jan. 9, Jan. 13) with a right knee contusion, two games (Feb. 4-6) with right hip soreness and 12 games (Feb. 15, March 1-4, April 5-14) with right quadriceps tendonitis… Scored in double figures 62 times, including 41 games with at least 20 points, 11 games with at least 30 points and a career-best three games with at least 40 points… Had more 30-point games (11) and more 40-point games (3) in his sixth season than in his first five NBA seasons combined (10 30-point games, two 40-point games)… Grabbed double-digit rebounds five times… Posted five double-doubles… Blocked multiple shots 24 times, including 15 games with three-or-more blocks… Blocked a season-high six shots on Nov. 29 vs. Utah… Scored 41 points (15-29 FG, 6-10 3P, 5-5 FT) on Dec. 11 vs. Dallas and followed up with a career-high 44 points (15-24 FG, 3-8 3P, 11-13 FT) on Dec. 13 at Houston, becoming the second player in franchise history (**Ja Morant**) to score at least 40 points in consecutive games… Led the team with 31 points (11-14 FG, 5-6 3P, 4-4 FT) on Jan. 5 at LA Lakers… Recorded 27 points and a career-high six steals on Jan. 22 at Toronto, setting a single-quarter franchise record by tallying all six steals in the first quarter… Recorded 33 points and 13 rebounds on Feb. 28 at Minnesota… Posted 30 points, 11 rebounds and a season-high tying six blocks on March 6 at Philadelphia, becoming the first player in franchise history to record 30+ points, 10+ rebounds and 1+ blocks in consecutive games… Set a career high with seven assists on March 16 vs. Oklahoma City… Recorded 28 points, including the game-winning basket with 1.2 seconds remaining, on March 22 at San Antonio… Scored 40 points (13-23 FG, 2-3 3P, 12-14 FT), including 21 in the third quarter, on April 1 at Detroit, setting a career high for free throws made.

2022-23 (Memphis): Started all 63 appearances during his fifth NBA season… Averaged 18.6 points, 6.8 rebounds, 1.0 assists, 1.0 steals and 3.0 blocks in 28.4 minutes while shooting 50.6% from the field, 35.5% from 3-point range and 78.8% from the free throw line… Received the Hakeem Olajuwon Trophy as NBA Defensive Player of the Year, becoming the second-youngest player to win the award since its inception in 1982-83 (**Dwight Howard**)… Selected to the NBA All-Defensive First Team for the second straight season and led all players receiving votes (96 First-Team votes, 195 points)… Named to the 2023 NBA All-Star Game as a reserve, his first career All-Star selection… Set single-season franchise records for blocks (189), blocks per game, block percentage (9.6) and stocks (4.0)… Led the NBA in blocks per game for the second straight season… Topped in the NBA in block percentage and stocks… Set career highs for rebounds per game and blocks per game… Became the first player in NBA history to average at least one 3-pointer per game, one steal per game and three blocks per game… Recorded at least 100 3-pointers made and 150 blocks in a season for the second time in his career and sixth time in NBA history… Held opponents to 46.9% shooting at the rim, the lowest percentage allowed in the NBA… Missed 19 games due to injury, including the first 14 games of the season (Oct. 19-Nov. 13) while recovering from offseason right foot surgery, two games (Nov. 20, Dec. 5) due to return from injury management (right foot surgery recovery), one game (Feb. 2) with right thigh soreness, one game (March 29) with left calf soreness and one game (April 9) with left elbow soreness… Scored in double figures 54 times. Including 24 games with at least 20 points, six games with at least 30 points and two games with at least 40 points… Grabbed double-digit rebounds eight times… Posted seven double-doubles… Blocked three-or-more shots 37 times… Blocked five-or-more shots 14 times, a single-season franchise record… Recorded seven

points, six rebounds and five blocks in his season debut on Nov. 15 at New Orleans… Posted 25 points and 12 rebounds on Nov. 18 vs. Oklahoma City… Tied the single-game franchise record with a career-high eight blocks on Dec. 12 vs. Atlanta… Recorded 31 points (12-14 FG) and 10 rebounds on Jan. 5 at Orlando… Tallied 21 points and a season-high 12 rebounds on Jan. 11 vs. San Antonio… Recorded 28 points in a career-high tying 43 minutes to help Memphis complete a franchise-record 29-point comeback victory on March 17 at San Antonio… Surpassed his previous single-season franchise record (177 in 2021-22) on March 31 vs. LA Clippers… Scored a season-high 40 points (13-28 FG, 3-9 3P, 11-12 FT) on April 5 at New Orleans, setting a career high for free throws made… Scored 36 points (12-18 FG, 5-6 3P, 7-8 FT) in 27 minutes on April 7 at Milwaukee… Averaged 31.0 points in four games during the month of April… **Playoffs:** Started all six games during the Grizzlies' first round series with the Los Angeles Lakers and averaged 18.0 points, 7.8 rebounds, 1.5 assists, 1.0 steals and 2.0 blocks in 36.7 minutes… Scored in double figures six times, including one game with at least 30 points… Grabbed double-digit rebounds twice and posted two double-doubles… Tied his postseason career high with 14 rebounds on April 24 at LA Lakers.

2021-22 (Memphis): Started all 78 appearances during his fourth NBA season… Averaged 16.3 points, 5.8 rebounds, 1.1 assists and 2.3 blocks in 27.3 minutes while shooting 41.5% from the field, 31.9% from 3-point range and 82.3% from the free throw line… Named to the 2021-22 NBA All-Defensive First Team and finished fifth in the voting for the NBA Defensive Player of the Year Award… Led the NBA in total blocks (177) and blocks per game, setting single-season franchise records in each category… Led the team and set a career high for games played… Set career highs for minutes, field goals made and attempted, free throws made and attempted, offensive, defensive and total rebounds per game, rebounds per game, steals, blocks, blocks per game and points… Scored in double figures 67 times, including 27 games with at least 20 points… Grabbed double-digit rebounds seven times… Posted seven double-doubles… Blocked at least five shots eight times… Held opponents to 41.7% shooting as the primary defender, the second-best defended field goal percentage in the NBA… Held opponents to a field goal percentage 6.0% lower than when defended by other players, also the second-best mark in the league… Recorded 27 games with multiple 3s made and multiple blocks, nine more games than any other NBA player… Missed four games due to injury, including one game (Dec. 11) with left knee soreness, one game (March 28) with right thigh soreness, one game (April 1) with return from injury management (right thigh) and one game (April 10) with left thigh soreness… Scored 26 points and knocked down the game-winning 3-pointer with 5.7 seconds remaining on Nov. 22 at Utah… Posted 25 points and five blocks on Nov. 30 at Toronto… Scored 27 points (9-11 FG, 6-7 3P, 3-3 FT) and recorded a career-high +42 plus-minus in 20 minutes in a 73-point win on Dec. 2 vs. Oklahoma City, the largest margin of victory in NBA history… Scored 21 points (10-13 FT) on Dec. 26 at Sacramento, setting a career high for free throws made… Scored 26 points (10-10 FT) with three steals and five blocks on Jan. 8 at LA Clippers… Registered 21 points, a season-high 12 rebounds and a season-high six blocks on Jan. 9 at LA Lakers… Scored a season-high 29 points on Jan. 19 at Milwaukee… Led the NBA in blocks per game (3.4) and total blocks (54) in January… Snared a career-high eight offensive rebounds on Feb. 8 vs. LA Clippers… Tied his career high with five assists on March 30 at San Antonio… Surpassed **Pau Gasol** (169 in 2001-02) as the Grizzlies' single-season recordholder for blocks on April 5 at Utah… **Playoffs:** Started all 12 postseason games in helping the Grizzlies reach the Western Conference Semifinals… Averaged 15.4 points, 6.8 rebounds and 2.5 blocks in 27.7 minutes while shooting 37.8% from the field, 37.5% from 3-point range and 75.5% from the free throw line… Scored in double figures 10 times, including three games with at least 20 points and one game with at least 30 points… Grabbed double-digit rebounds twice… Posted two double-doubles… Averaged 11.8 points, 7.2 rebounds and 2.7 blocks in 24.5 minutes during Memphis' 4-2 first round series victory over the Minnesota Timberwolves… Set a postseason franchise record with seven blocks on April 16 vs. Minnesota… Posted his first career postseason double-double with 18 points and a postseason career-high 14 rebounds on April 19 at Minnesota… Averaged 19.0 points, 6.3 rebounds, 1.3 assists and 2.3 blocks in 30.8 minutes during the Grizzlies' conference semifinals series against the Golden State Warriors… Set a postseason career high with 33 points to go with 10 rebounds on May 1 vs. Golden State.

2020-21 (Memphis): Appeared in 11 games (four starts) during his third NBA season… Averaged 14.4 points, 5.6 rebounds, 1.1 assists and 1.6 blocks in 23.5 minutes while shooting 42.4% from the field and 83.3% from the free throw line… Missed 61 games, including the first 56 games of the season (Dec. 23-April 19) due to left knee meniscus surgery recovery and five games (April 25, April 30, May 5, May 11, May 14) due to return from injury management (left knee)… Scored in double figures 10 times, including two games with at least 20 points… Tallied 15 points, eight rebounds and four blocks in 18 minutes off the bench in his season debut on April 21 at LA Clippers… Scored a season-high 23 points (10-14 FG) in 25 minutes on April 23 at Portland. Notched 15 points (4-8 FG, 2-4 3P) to go with three rebounds in 20 minutes of action on May 3 vs. the Knicks... Tied a career high with four steals on May 6 at Detroit… Led the team with 20 points in his first start of the season on May 8 at Toronto… **Play-In:** Averaged 10.0 points, 3.0 rebounds, 2.0 assists and 1.50 blocks in 23.0 minutes in two play-in games… **Playoffs:** Started all five games during the Grizzlies' first round series with the Utah Jazz and averaged 14.4 points, 5.6 rebounds, 1.0 assists, 1.0 steals and 1.2 blocks in 27.5 minutes while shooting 42.6% from the field and 87.5% from the free throw line… Made his playoff debut with seven points, three rebounds and three steals in 24 minutes on April 23 at Utah… Scored 21 points on May 31 vs. Utah.

2019-20 (Memphis): Started all 57 of his appearances during his second NBA season… Averaged 17.4 points, 4.6 rebounds, 1.4 assists and 1.6 blocks in 28.5 minutes while shooting 46.9% from the field, 39.4% from 3-point range and 74.7% from the free throw line… Selected to the 2020 Rising Stars Challenge as part of 2020 NBA All-Star Weekend in Chicago and registered 12 points and seven rebounds in 20 minutes to lead the U.S. Team to a 151-131 win over the World Team on Feb. 15… Ranked 10th in the NBA in blocks per game… Missed 16 games… Sidelined 15 games due to injury, including one game (Nov. 4) with right knee soreness, nine games (Feb. 24-March 10) with a left knee sprain sustained on Feb. 21 at LA Lakers and five games (Aug.

JAREN JACKSON JR.

5-13) due to a meniscus tear in his left knee suffered on Aug. 3 at New Orleans… Not with team one game (Jan. 31) due to a league suspension… Scored in double figures 43 times, including 21 games with at least 20 points, two games with at least 30 points and one game with at least 40 points… Grabbed double-digit rebounds three times… Posted three double-doubles… Became the fourth player in NBA history to average at least 2.5 3-pointers made per game and 1.00 blocks per game (qualified for the NBA's minutes per game leaderboard), joining **Kevin Durant** (twice), **Danny Granger** and **Paul Pierce**… Averaged 2.8 threes made and 2.00 blocks in his final 36 contests, making multiple threes in 30 of those 36 games… Recorded 24 points in a season-high 38 minutes on Nov. 11 vs. San Antonio… Scored 31 points on Dec. 2 vs. Indiana, setting a career high for free throws made (9-9 FT)… Scored 43 points (14-21 FG, 9-15 3P, 6-9 FT) in 29 minutes on Dec. 13 vs. Milwaukee, setting franchise records for points in a single quarter (26, 3Q) and single half (34, 2H), field goals made in a single quarter (9, 3Q) and single half (12, 2H) and 3-pointers made in a single quarter (7, 3Q) and single half (8, 2H)… He also tied the single-game franchise record for threes made (**Mike Miller**, twice), became the youngest player (20 years, 89 days) in NBA history to make at least nine threes in a game and became the youngest player in 10 years to score at least 40 points (**Brandon Jennings**, 55 points on Nov. 14, 2009 at 20 years, 52 days)… Registered 14 points and a career-high 12 rebounds on Dec. 29 vs. Charlotte… Made multiple 3-pointers in 13 consecutive games from Dec. 20-Jan. 14, tying **Mike Miller**'s franchise-record streak… Tied a career high with seven blocks on Jan. 28 vs. Denver… Averaged 25.3 points, 2.7 rebounds, 1.33 steals and 1.67 blocks in 36.7 minutes in three appearances during the Grizzlies' eight-game seeding schedule at Walt Disney World in Orlando… Recorded 33 points (10-22 FG, 6-15 3P, 7-9 FT) in a career-high tying 43 minutes in the team's first seeding game on July 31 at Portland… Scored 21 points on Aug. 2 vs. San Antonio and 22 points on Aug. 3 at New Orleans before being diagnosed with a season-ending torn meniscus in his left knee.

2018-19 (Memphis): Appeared in 58 games (56 starts) during his rookie season… Averaged 13.8 points, 4.7 rebounds, 1.1 assists and 1.4 blocks in 26.1 minutes while shooting 50.6% from the field, 35.9% from 3-point range and 76.6% from the free throw line… Missed 24 games due to injury, including two games (Feb. 1, Feb. 22) with right quad soreness) and the final 22 games of the season (Feb. 22-April 10) with a right deep thigh bruise... Selected to the 2019 MTN DEW ICE Rising Stars Challenge as part of 2019 NBA All-Star Weekend and recorded 10 points and six rebounds in 15:32 as a member of Team USA on Feb. 15… Scored in double figures 43 times, including 11 games with at least 20 points and one game with at least 30 points… Has grabbed double-digit rebounds twice… Posted two double-doubles… Tied a career high with four steals on Jan. 5 at San Antonio… Recorded 36 points (13-22 FG, 3-7 3P, 7-7 FT) in a career-high 43 minutes in a double-overtime victory on Nov. 30 at Brooklyn, converting a four-point play and sinking a game-tying 3-pointer in the final 30 seconds of regulation to send the game into the first of two overtimes… At 19 years and 76 days old, became the third-youngest player in NBA history (behind **LeBron James** and **Kevin Durant**) to score at least 35 points in a game and became one of four active players (**James**, **Durant**, **Devin Booker**) to register a 35-point game before their 20th birthdays… Totaled 16 points (6-6 FG, 4-4 3P) and seven blocks, which tied the franchise rookie record (**Pau Gasol**, **Bryant Reeves**), on Nov. 25 vs. New York… Recorded his first career double-double with 10 points and 11 rebounds to go with five blocks on Nov. 12 vs. Utah, becoming the first Grizzlies rookie to notch a double-double with at least five blocks since **Pau Gasol** (March 15, 2002)… Had 11 points and seven rebounds in 27 minutes in his first career start on Oct. 22 at Utah… Recorded 24 points off the bench in his second career game (and home debut) on Oct. 19 vs. Atlanta… Became the youngest player in franchise history to appear in a game (at 19 years and 32 days old) when he totaled 10 points, five rebounds, three steals and one block in 25 minutes in his NBA debut on Oct. 17 at Indiana.

NATIONAL TEAM

A member of the USA Junior National Select Team that participated in the 2017 Nike Hoop Summit in Portland, Ore… Helped the United States win the gold medal at the 2016 FIBA U17 World Cup… Started seven games for Team USA during the 2023 FIBA World Cup in the Philippines, Japan and Indonesia and averaged 8.1 points and 2.9 rebounds blocks in 16.5 minutes while shooting 62.1% from the field.

JAREN JACKSON JR.

COLLEGE CAREER

Played one year at Michigan State (2017-18)… Appeared in 35 games (34 starts) in his lone season with the Spartans and averaged 10.9 points, 5.8 rebounds, 1.1 assists and 3.03 blocks in 21.8 minutes while shooting 51.3% from the field, 39.6% from 3-point range and 79.7% from the free throw line… Became the second player to be named Big Ten Freshman and Defensive Player of the Year in the same year (**Greg Oden**)… Selected to the All-Big Ten Third Team and to the Big Ten All-Defensive Team by the coaches and media… Named Big Ten Freshman of the Week four times… Led the Spartans and ranked seventh in the nation in blocks per game, and his 106 blocks set the school single-season record… Scored in double figures 25 times, including two games with at least 20 points… Scored a career-high 27 points on Feb. 13 at Minnesota… Grabbed double-digit rebounds six times… Hauled in a career-high 13 rebounds on Nov. 10 vs. North Florida in his collegiate debut and matched that total on Dec. 9 vs. Southern Utah… Posted six double-doubles… Set a school record with a career-high eight blocks on Dec. 5 vs. Rutgers.

PERSONAL

Born Sept. 15, 1999 in Plainfield, N.J. and grew up in Carmel, Ind. outside Indianapolis… Son of Terri and Jaren Jackson Sr… Jaren Sr. played for nine teams over his 12-year NBA career, winning the 1999 NBA Championship as a member of the San Antonio Spurs… Terri is director of operations for the Women's National Basketball Players Association (WNBPA)… Named Vice President of the NBA Player's Association in 2023… Named one of five finalists for the 2022-23 Kareem Abdul-Jabbar Social Justice Champion Award… Majored in communications at Michigan State… A 2017 McDonald's and Jordan Brand All-American… Played for La Lumiere as a prep senior, leading the team to a 29-1 record and the MaxPreps Independent Top 10 National Championship… Attended Park Tudor High School, leading the school to the 2016 Class 3A regional semifinals (20-5 record) and back-to-back Indiana Class 2A state championships in 2014 (24-4) and 2015 (26-2).

REGULAR SEASON CAREER HIGHS

MIN	43	07/31/2020, MEM AT POR
FG	15	03/01/2025, MEM VS SAS (4X)
FGA	30	01/26/2024, MEM VS ORL
3P	9	12/13/2019, MEM VS MIL
3PA	15	07/31/2020, MEM AT POR (2X)
FT	12	04/01/2024, MEM AT DET
FTA	17	12/31/2024, MEM AT PHO
OREB	8	02/08/2022, MEM VS LAC
DREB	15	03/31/2025, MEM VS BOS
REB	15	03/31/2025, MEM VS BOS
AST	7	01/24/2025, MEM VS NOP (2X)
STL	6	01/22/2024, MEM AT TOR
TOV	7	11/19/2024, MEM VS DEN (2X)
BLK	8	12/12/2022, MEM VS ATL
PTS	44	12/13/2023, MEM AT HOU

2 TY JEROME

HEIGHT 6'5" **WEIGHT** 200
POSITION GUARD
PRIOR TO NBA VIRGINIA
NBA SEASONS 6

NBA REGULAR SEASON STATISTICS

SEASON	TM	G	GS	MP	FG	FGA	FG%	3P	3PA	3P%	FT	FTA	FT%	ORB	DRB	TRB	AST	STL	BLK	TOV	PF	PTS	RPG	APG	PPG
2019-20	PHO	31	0	328	38	113	.336	14	50	.280	12	16	.750	7	39	46	44	15	3	18	29	102	1.5	1.4	3.3
2020-21	OKC	33	1	788	128	287	.446	71	168	.423	26	34	.765	10	81	91	120	20	6	47	61	353	2.8	3.6	10.7
2021-22	OKC	48	4	801	124	328	.378	54	186	.290	38	47	.809	19	59	78	109	30	5	37	73	340	1.6	2.3	7.1
2022-23	GSW	45	2	816	118	242	.488	35	90	.389	38	41	.927	7	71	78	135	23	5	30	64	309	1.7	3.0	6.9
2023-24	CLE	2	0	15	2	4	.500	0	1	.000	0	0	-	1	0	1	3	0	0	1	2	4	0.5	1.5	2.0
2024-25	CLE	70	3	1392	319	618	.516	111	253	.439	129	148	.872	50	123	173	237	78	3	92	102	878	2.5	3.4	12.5
CAREER		**229**	**10**	**4140**	**729**	**1592**	**.458**	**285**	**748**	**.381**	**243**	**286**	**.850**	**94**	**373**	**467**	**648**	**166**	**22**	**225**	**331**	**1986**	**2.0**	**2.8**	**8.7**

NBA PLAYOFFS STATISTICS

SEASON	TM	G	GS	MP	FG	FGA	FG%	3P	3PA	3P%	FT	FTA	FT%	ORB	DRB	TRB	AST	STL	BLK	TOV	PF	PTS	RPG	APG	PPG
2024-25	CLE	9	1	191	37	92	.402	14	36	.389	17	20	.850	5	17	22	32	5	1	11	16	105	2.4	3.6	11.7
CAREER		**9**	**1**	**191**	**37**	**92**	**.402**	**14**	**36**	**.389**	**17**	**20**	**.850**	**5**	**17**	**22**	**32**	**5**	**1**	**11**	**16**	**105**	**2.4**	**3.6**	**11.7**

NBA G LEAGUE REGULAR SEASON STATISTICS

SEASON	TM	G	GS	MP	FG	FGA	FG%	3P	3PA	3P%	FT	FTA	FT%	ORB	DRB	TRB	AST	STL	BLK	TOV	PF	PTS	RPG	APG	PPG
2019-20	NAS	3	0	61	18	38	.474	5	14	.357	6	10	.600	2	9	11	15	4	0	3	5	50	3.7	5.0	16.7
2020-21	OKL	9	7	218	37	94	.394	13	44	.295	14	15	.933	3	20	23	29	8	3	14	17	109	2.6	3.2	12.1
2022-23	SCW	1	0	0	0	0	-	0	0	-	0	0	-	0	0	0	0	0	0	0	0	0	0.0	0.0	0.0
CAREER		**13**	**7**	**279**	**55**	**132**	**.417**	**18**	**58**	**.310**	**20**	**25**	**.800**	**5**	**29**	**34**	**44**	**12**	**3**	**17**	**22**	**159**	**2.6**	**3.4**	**12.2**

PRO CAREER

NBA Regular Season: Six-year veteran has appeared in 229 games (10 starts) for the Phoenix Suns, Oklahoma City Thunder, Golden State Warriors and Cleveland Cavaliers… Has averaged 8.7 points, 2.0 rebounds and 2.8 assists in 18.1 minutes while shooting 45.8% from the field, 38.1% from 3-point range and 85.0% from the free throw line… Has scored in double figures 95 times, including 19 games with at least 20 points and one game with at least 30 points… Has made at least three 3-pointers in a game 37 times.

NBA Playoffs: Has appeared in nine playoff games (one start) for the Cleveland Cavaliers… Has averaged 11.7 points, 2.4 rebounds and 3.6 assists in 21.2 minutes while shooting 40.2% from the field, 38.9% from 3-point range and 85.0% from the free throw line… Has scored in double figures four times, including two games with at least 20 points… Has recorded double-digit assists once… Has posted one double-double.

NBA G League: Has appeared in 13 regular season games (seven starts) over three seasons with the Northern Arizona Suns, Oklahoma City Blue and Santa Cruz Warriors… Has averaged 12.2 points, 2.6 rebounds and 3.4 assists in 21.5 minutes… Has scored in double figures eight times, including two games with at least 20 points.

NBA Transactions: Selected by the Philadelphia 76ers in the first round (24th overall) of the 2019 NBA Draft on June 20, 2019… Draft rights traded by the Philadelphia 76ers with the draft rights to Carsen Edwards (33rd in 2019) to the Boston Celtics for the draft rights to Matisse Thybulle (20th in 2019) on June 21, 2019… Draft rights traded by the Boston Celtics with Aron Baynes to the Phoenix Suns for a conditional future first round draft pick on July 6, 2019… Signed a multi-year contract with the Phoenix Suns on July 6, 2019… Traded by the Phoenix Suns with Jalen Lecque, Kelly Oubre Jr., Ricky Rubio and a future first round draft pick to the Oklahoma City Thunder for Chris Paul and Abdel Nader on Nov. 16, 2020… Traded by the Oklahoma City Thunder with Derrick Favors, Maurice Harkless, Theo Maldeon and a future second round draft pick to the Houston Rockets for Sterling Brown, Trey Burke, Marquese Chriss and David Nwaba and Sept. 30, 2022… Waived by the Houston Rockets on Oct. 1, 2022… Signed a contract with the Golden State

Warriors on Oct. 4, 2022… Signed a two-way contract with the Golden State Warriors on Oct. 14, 2022… Signed a multi-year contract with the Cleveland Cavaliers on July 6, 2023… Signed a multi-year contract with the Memphis Grizzlies on July 14, 2025.

2024-25 (Cleveland): Competed in 70 games (three starts) in his sixth NBA season… Averaged 12.5 points, 2.5 rebounds, 3.4 assists and 1.1 steals in 19.9 minutes while shooting 51.6% from the field, 43.9% from 3-point range and 87.2% from the free throw line… Set career highs for scoring average, steals per game, field goal percentage and 3-point percentage… Finished third in voting for the NBA Sixth Man of the Year award… Missed 12 games… Missed 11 games due to injury/illness, including three games (Dec. 3, Jan. 12-14) due to illness, one game (Feb. 12) with right calf soreness, five games (March 27-April 4) with left knee soreness/tendinitis and two games (April 11-13) with left knee injury management… Inactive once (March 11) for rest… The only player during the 2024-25 season to average 12+ points in less than 20 minutes per game… The first player in NBA history to average 11+ points and 1+ steals while shooting 50+ FG%, 40+ 3P% and 85+ FT% off the bench in a season… Scored in double figures 43 times, including 13 games with at least 20 points and one game with at least 30 points… Posted 24 points and a career-high tying eight assists in 32 minutes in his first start with the Cavaliers on Nov. 17 vs. Charlotte… Scored 29 points (10-19 FG, 7-12 3P) on Nov. 20 vs. New Orleans, including 27 points in the first half… Chipped in with 26 points in 28 minutes off the bench on Nov. 24 vs. Toronto, the first time in his career to score 20+ points in consecutive games… Recorded a career-high 33 points (11-14 FG, 8-8 3P) in 33 minutes off the bench on Jan. 24 at Philadelphia, becoming the 11th player in NBA history and first player in franchise history to finish 8-8 or better from 3-point range… Recorded 26 points in 23 minutes off the bench on Feb. 23 vs. Memphis, including a career-high 15 fourth-quarter points… Tallied 25 points and a career-high six steals as a reserve on March 2 vs. Portland… **Playoffs:** Appeared in nine playoff games (one start) in helping the Cavaliers reach the Eastern Conference Semifinals… Averaged 11.7 points, 2.4 rebounds and 3.6 assists in 21.2 minutes while shooting 40.2% from the field, 38.9% from 3-point range and 85.0% from the free throw line… Scored in double figures four times, including two games with at least 20 points… Recorded double-digit assists once… Posted one double-double… Appeared in four games off the bench during the Cavaliers' first round series with the Miami Heat and averaged 16.3 points, 3.5 rebounds and 4.8 assists in 23.0 minutes… Finished with 28 points (10-15 FG, 5-8 3P) off the bench in his playoff debut on April 20 vs. Miami, the fourth-highest scoring total by a reserve playing his first career postseason game and third-highest point total in franchise history by any player in a playoff debut behind **LeBron James** (32 points on April 22, 2006) and **Kyrie Irving** (30 points on April 19, 2015)… Recorded his first career postseason double-double with 13 points and a postseason career-high 11 assists on April 26 at Miami… His 11 assists were the most in a game by a reserve in franchise playoff history… Appeared in five games (one start)during the Cavaliers' conference semifinals series with the Indiana Pacers and averaged 8.0 points, 1.6 rebounds and 2.6 assists in 19.8 minutes.

2023-24 (Cleveland): Appeared in two games as a reserve in his fifth NBA season before missing the remaining 80 games of the season due to a right ankle injury… Totaled four points, one rebound and three assists in 15 minutes over two games… **Playoffs:** Inactive all 12 postseason games with a right ankle injury.

2022-23 (Golden State): Saw action in 45 games (two starts) in his fourth NBA season… Averaged 6.9 points, 1.7 rebounds and 3.0 assists in 18.1 minutes while shooting 48.8% from the field, 38.9% from 3-point range and 92.7% from the free throw line… As a two-way player, appeared in 45 of the maximum 50 games allowed with the Warriors… Missed two games (April 7-9) due to illness… DNP (Coach's Decision) three times… Scored in double figures 11 times, including two games with at least 20 points… Scored a season-high 22 points (9-13 FG, 3-4 3P) and tied a career high with eight assists in his second start of the season on Jan. 20 at Cleveland… Registered 20 points on Feb. 23 at LA Lakers… **NBA G League: (Regular Season)** Made one appearance for the Santa Cruz Warriors.

2021-22 (Oklahoma City): Appeared in 48 games (four starts) in his third NBA season… Averaged 7.1 points, 1.6 rebounds and 2.3 assists in 16.7 minutes while shooting 37.8% from the field, 29.0% from 3-point range and 80.9% from the free throw line… Missed 34 games… Sidelined 25 games (Feb. 16-April 10) with left hip soreness/sports hernia… DNP (Coach's Decision) nine times… Scored in double figures 19 times, including one game with at least 20 points… Registered a season-high 24 points on Dec. 29 at Phoenix… **NBA G League: (Showcase Cup)** Started his lone appearance for the Oklahoma City Blue and totaled six points, four rebounds and seven assists in 20 minutes on Dec. 17 vs. Stockton.

2020-21 (Oklahoma City): Played 33 games (one start) in his second NBA season… Averaged 10.7 points, 2.8 rebounds and 3.6 assists in 23.9 minutes while shooting 44.6% from the field, 42.3% from 3-point range and 76.5% from the free throw line… Missed 39 games… Sidelined 23 games due to injury, including the first 19 games of the season (Dec. 26-Feb. 1) with a left ankle sprain, one game (March 31) with a right ankle sprain and three games (May 8-11) with a left calf strain… Scored in double figures 19 times, including three games with at least 20 points… Scored a season-high 23 points on April 8 vs. Cleveland and May 6 at Golden State… **NBA G League: (Regular Season)** Appeared in nine games (seven starts) on assignment with the Oklahoma City Blue and averaged 12.1 points, 2.6 rebounds and 3.2 assists in 24.2 minutes… Scored 20 points and hit the game-winning shot on Feb. 19 vs. Lakeland.

2019-20 (Phoenix): Appeared in 31 games as a reserve during his rookie NBA season… Averaged 3.3 points, 1.5 rebounds and 1.4 assists in 10.6 minutes… Sidelined 20 games due to injury, including the first 17 games of the season (Oct. 23-Nov. 27) with a right ankle sprain and three games (Feb. 2-5) with left calf soreness… Scored in double figures three times, including a season-high 15 points on Dec. 21 vs. Houston… Recorded four points, three rebounds, four assists and three steals in 12 minutes in his NBA debut

TY JEROME

on Dec. 2 at Charlotte… **NBA G League: (Regular Season**) Appeared in three games as a reserve for the Northern Arizona Suns and averaged 16.7 points, 3.7 rebounds, 5.0 assists and 1.3 steals in 20.3 minutes.

COLLEGE CAREER

Played three years at Virginia (2016-19)… Appeared in 105 games (76 starts) with the Cavaliers and averaged 9.6 points, 3.0 rebounds, 3.7 assists and 1.2 steals in 26.4 minutes while shooting 43.5% from the field, 39.2% from 3-point range and 78.8% from the free throw line… Led Virginia to a 66-6 overall record over his final two seasons, which culminated in the program's first NCAA National Championship title in 2019… Selected to the 2018-19 All-ACC Second Team and 2017-18 All-ACC Third Team… Guided Virginia to a school-record 35 wins en route to its first national championship and led the ACC with 5.5 assists per game as a junior… Named to the 2019 NCAA Final Four All-Tournament Team.

PERSONAL

Born July 8, 1997 in New York, N.Y… Son of Melanie Walker, who played collegiately at Brandeis, and Mark Jerome, who played at Lafayette… Has two brothers and two sisters… Played AAU with Donovan Mitchell for Riverside Church… Attended Iona Preparatory School in New Rochelle, N.Y., and was named First Team All-Conference as a junior.

REGULAR SEASON CAREER HIGHS

MIN	41	01/20/2023, GSW AT CLE
FG	11	01/24/2025, CLE AT PHI
FGA	22	12/29/2021, OKC AT PHO
3P	8	01/24/2025, CLE AT PHI
3PA	12	11/20/2024, CLE VS NOP (2X)
FT	9	03/04/2025, CLE AT CHI
FTA	9	03/04/2025, CLE AT CHI
OREB	5	12/29/2021, OKC AT PHO
DREB	7	12/28/2022, GSW VS UTA
REB	8	12/29/2021, OKC AT PHO
AST	8	11/17/2024, CLE VS CHA (3X)
STL	6	03/02/2025, CLE VS POR
TOV	5	12/02/2021, OKC AT MEM (2X)
BLK	2	02/02/2023, GSW AT DEN (2X)
PTS	33	01/24/2025, CLE AT PHI

46 JOHN KONCHAR

HEIGHT 6' 4 3/4" **WEIGHT** 210
POSITION WING
PRIOR TO NBA FORT WAYNE
NBA SEASONS 6

NBA REGULAR SEASON STATISTICS

SEASON	TM	G	GS	MP	FG	FGA	FG%	3P	3PA	3P%	FT	FTA	FT%	ORB	DRB	TRB	AST	STL	BLK	TOV	PF	PTS	RPG	APG	PPG
2019-20	MEM	19	0	181	24	37	.649	5	10	.500	1	2	.500	18	29	47	22	7	3	7	7	54	2.5	1.2	2.8
2020-21	MEM	43	0	575	69	138	.500	21	56	.375	25	30	.833	35	93	128	47	30	9	18	40	184	3.0	1.1	4.3
2021-22	MEM	72	7	1292	135	262	.515	52	126	.413	27	49	.551	87	242	329	109	45	22	29	90	349	4.6	1.5	4.8
2022-23	MEM	72	23	1494	138	320	.431	60	177	.339	28	36	.778	64	246	310	100	77	25	37	112	364	4.3	1.4	5.1
2023-24	MEM	55	23	1173	88	208	.423	38	120	.317	21	25	.840	72	185	257	110	51	51	46	76	235	4.7	2.0	4.3
2024-25	MEM	46	4	558	41	91	.451	23	62	.371	7	8	.875	37	114	151	42	30	14	16	32	112	3.3	0.9	2.4
CAREER		**307**	**57**	**5273**	**495**	**1056**	**.469**	**199**	**551**	**.361**	**109**	**150**	**.727**	**313**	**909**	**1222**	**430**	**240**	**124**	**153**	**357**	**1298**	**4.0**	**1.4**	**4.2**

NBA PLAYOFFS STATISTICS

SEASON	TM	G	GS	MP	FG	FGA	FG%	3P	3PA	3P%	FT	FTA	FT%	ORB	DRB	TRB	AST	STL	BLK	TOV	PF	PTS	RPG	APG	PPG
2020-21	MEM	1	0	3	0	1	.000	0	1	.000	0	0	-	0	1	1	0	0	1	0	0	0	1.0	0.0	0.0
2021-22	MEM	8	0	56	3	11	.273	1	6	.167	2	2	1.000	3	16	19	5	3	1	1	7	9	2.4	0.6	1.1
2022-23	MEM	5	0	49	2	9	.222	0	4	.000	0	0	=	4	6	10	4	2	2	1	6	4	2.0	0.8	0.8
2024-25	MEM	4	0	69	3	9	.333	1	6	.167	4	4	1.000	3	10	13	6	2	2	2	8	11	3.3	1.5	2.8
CAREER		**18**	**0**	**177**	**8**	**30**	**.267**	**2**	**17**	**.118**	**6**	**6**	**1.000**	**10**	**33**	**43**	**15**	**7**	**6**	**4**	**21**	**24**	**2.4**	**0.8**	**1.3**

NBA G LEAGUE REGULAR SEASON STATISTICS

SEASON	TM	G	GS	MP	FG	FGA	FG%	3P	3PA	3P%	FT	FTA	FT%	ORB	DRB	TRB	AST	STL	BLK	TOV	PF	PTS	RPG	APG	PPG
2019-20	MEM	20	20	582	100	177	.565	18	54	.333	15	22	.682	46	120	166	81	35	13	22	48	243	8.3	4.1	12.2
CAREER		**20**	**20**	**582**	**100**	**177**	**.565**	**18**	**54**	**.333**	**15**	**22**	**.682**	**46**	**120**	**166**	**81**	**35**	**13**	**22**	**48**	**243**	**8.3**	**4.1**	**12.2**

PRO CAREER

NBA Regular Season: Six-year veteran has appeared in 307 games (57 starts) for the Memphis Grizzlies… Has averaged 4.2 points, 4.0 rebounds and 1.4 assists in 17.2 minutes while shooting 46.9% from the field, 36.1% from 3-point range and 72.7% from the free throw line… Has officially missed 47 games due to injury/illness, six games while in health and safety protocols, 69 games as a DNP (Coach's Decision) and 44 games as a two-way transfer to the NBA G League… Has scored in double figures 29 times… Has grabbed double-digit rebounds 18 times… Has recorded double-digit assists once… Has posted six double-doubles, including one triple-double.

NBA Playoffs: Has competed in 18 postseason games as a reserve for the Memphis Grizzlies… Has averaged 1.3 points and 2.4 rebounds in 9.8 minutes… DNP (Coach's Decision) nine times.

NBA G League: Has started all 20 of his appearances with the Memphis Hustle… Has averaged 12.2 points, 8.3 rebounds, 4.1 assists and 1.75 steals in 29.1 minutes while shooting 56.5% from the field, 33.3% from 3-point range and 68.2% from the free throw line… Has scored in double figures 14 times, including one game with at least 30 points… Has grabbed double-digit rebounds five times… Has recorded double-digit assists once… Has posted five double-doubles.

NBA Transactions: Went undrafted in the 2019 NBA Draft on June 20, 2019… Signed a two-way contract with the Memphis Grizzlies on July 7, 2019… Re-signed with the Memphis Grizzlies to a multi-year contract on Nov. 22, 2020… Signed a multi-year contract extension with the Memphis Grizzlies on July 7, 2022.

2024-25 (Memphis): Appeared in 46 games (four starts) in his sixth NBA season… Averaged 2.4 points and 3.3 rebounds in 12.1 minutes while shooting 45.1% from the field, 37.1% from 3-point range and 87.5% from the free throw line… Missed 36 games… Sidelined 10 games due to injury/illness, including two games (Oct. 26-28) with right posterior tibial tendinitis, four games (Oct.

JOHN KONCHAR

31-Nov. 6) with a right quad contusion, two games (Nov. 20, April 1) due to illness, one game (Jan. 4) with left shoulder soreness and one game (March 5) with right knee soreness… DNP (Coach's Decision) 26 times… Averaged 10.8 rebounds in four starts… Grabbed double-digit rebounds three times, all as a starter… Scored a season-high nine points (3-3 FG, 3-3 3P) on Dec. 26 vs. Toronto… Corralled a season-high 15 rebounds in his first start on Dec. 29 at Oklahoma City… Started the following game and hauled in 12 rebounds in a season-high 36 minutes on Dec. 31 at Phoenix…. Collected 13 rebounds in his third start on Jan. 6 vs. Dallas… Posted a career-high six steals on April 13 vs. Dallas… **Play-In:** Averaged 5.5 points and 6.5 rebounds in 18.5 minutes in two games against Golden State and Dallas… **Playoffs:** Appeared in four games off the bench during the Grizzlies' first round series against the Oklahoma City Thunder and averaged 2.8 points, 3.3 rebounds and 1.5 assists in 17.3 minutes.

2023-24 (Memphis): Appeared in 55 games (23 starts) in his fifth NBA season… Averaged 4.3 points, 4.7 rebounds and 2.0 assists in 21.3 minutes while shooting 42.3% from the field, 31.7% from 3-point range and 84.0% from the free throw line… Set career highs in rebounds per game, assists per game, free throw percentage and minutes per game while tying his career high for starts… Missed 27 games… Sidelined 22 games due to injury/illness, including two games (Nov. 5-8) with a right hip strain, two games (Dec. 26, Dec. 29) with illness, one game (Jan. 29) with a left ankle sprain, one game (Feb. 4) with a right calf contusion, one game (Feb. 15) with a left quadriceps contusion, three games (Feb. 26-March 1) with a left thumb sprain, one game (March 10) with right ankle soreness and 11 games (March 25-April 14) with right plantar fasciitis… DNP (Coach's Decision) five times… Scored in double figures twice… Grabbed double-digit rebounds six times… Posted one double-double… Recorded a career-high five blocks on Jan. 22 at Toronto, tying **Michael Dickerson**'s single-game franchise record for blocks by a guard… Made a 3-pointer in a career-high nine consecutive games from Feb. 14-March 16… Grabbed a season-high 12 rebounds on Feb. 2 vs. Golden State… Scored a season-high 13 points on March 13 vs. Charlotte.

2022-23 (Memphis): Appeared in 72 games (23 starts) in his fourth NBA season… Averaged 5.1 points, 4.3 rebounds, 1.4 assists and 1.07 steals in 20.8 minutes while shooting 43.1% from the field, 33.9% from 3-point range and 77.8% from the free throw line… Set career highs in starts, points per game and steals per game… Missed 10 games due to injury/illness, including one game (Oct. 27) with left shoulder soreness, one game (Dec. 5) with right toe soreness, two games (Jan. 14-16) with a non-COVID illness, four games (Jan. 25-Feb. 1) while in concussion protocol and two games (March 29-31) with left hip soreness… Scored in double figures 12 times… Grabbed double-digit rebounds twice… Posted two double-doubles… Totaled 12 points and 11 rebounds while starting the regular season opener on Oct. 19 vs. New York… Scored a career-high 19 points, including a career-best five 3-pointers, and added 10 rebounds on Nov. 18 vs. Oklahoma City… Set a career high with five steals on April 7 at Milwaukee… **Playoffs:** Came off the bench in five games during the Grizzlies' first round series with the Los Angeles Lakers and averaged 0.8 points and 2.0 rebounds in 9.8 minutes… DNP (Coach's Decision) once.

2021-22 (Memphis): Competed in 72 games (seven starts) in his third NBA season… Averaged 4.8 points, 4.6 rebounds and 1.5 assists in 17.9 minutes while shooting 51.5% from the field, 41.3% from 3-point range and 55.1% from the free throw line… Missed 10 games… Sidelined one game (Feb. 28) with a left ankle sprain… Inactive six games (Dec. 29-Jan. 8) while in health and safety protocols… DNP (Coach's Decision) three times… Scored in double figures 10 times… Grabbed double-digit rebounds six times… Recorded double-digit assists once… Posted three double-doubles, including one triple-double… Scored 17 points (7-8 FG, 3-4 3P) in a 152-79 win on Dec. 2 vs. Oklahoma City; his fast break dunk in the fourth quarter gave Memphis 145 points, which broke the single-game franchise record… Recorded 11 points and 14 rebounds for his first career double-double in his first career start on Dec. 26 at Sacramento, becoming the third player in franchise history to post a double-double in his first career start (**Andre Brown**, **Marc Gasol**)… Registered 15 points and a career-high 17 rebounds (14 defensive) off the bench on Jan. 13 vs. Minnesota… Tied his career high with 18 points on March 24 vs. Indiana… Posted his first career triple-double with 17 points, 13 rebounds and a career-high 10 assists in a career-high 39 minutes on April 10 vs. Boston… **Playoffs:** Appeared in eight games off the bench in helping the Grizzlies reach the Western Conference Semifinals… Averaged 1.1 points and 2.4 rebounds in 7.0 minutes… DNP (Coach's Decision) four times.

2020-21 (Memphis): Appeared in 43 games as a reserve in his second NBA season… Averaged 4.3 points, 3.0 rebounds and 1.1 assists in 13.4 minutes while shooting 50.0% from the field, 37.5% from 3-point range and 83.3% from the free throw line… Missed 29 games… Sidelined four games (Jan. 5-11) due to a left ankle sprain… DNP (Coach's Decision) 25 times… Scored in double figures four times… Totaled seven points, nine rebounds and five assists in a career-high 27 minutes on Jan. 1 at Charlotte… Tied his career high with three steals on Feb. 16 vs. New Orleans and matched that total on April 17 at Milwaukee… Scored a career-high 18 points (7-10 FG) on May 11 vs. Dallas… **Play-In:** DNP (Coach's Decision) twice… **Playoffs:** Appeared in one game during the Grizzlies' first round series with the Utah Jazz, logging three minutes… DNP (Coach's Decision) four times.

JOHN KONCHAR

2019-20 (Memphis): Came off the bench in all 19 appearances during his rookie season… Averaged 2.8 points, 2.5 rebounds and 1.2 assists in 9.5 minutes while shooting 64.9% from the field and 50.0% from 3-point range… Missed 54 games… DNP (Coach's Decision) six times… Away from the team for 44 games as a two-way transfer to the NBA G League's Memphis Hustle… Scored in double figures once… Grabbed double-digit rebounds once… Logged seven minutes his NBA debut on Nov. 9 vs. Dallas… Recorded eight points, seven rebounds and a career-high four assists in 18 minutes on Feb. 24 at LA Clippers… Scored 10 points on March 2 at Atlanta… Pulled down a career-high 10 rebounds in 14 minutes on March 7 vs. Atlanta… Averaged 4.9 points (.667 FG/.571 3P), 4.9 rebounds and 2.0 assists in 14.8 minutes from Feb. 24-March 10… Made four appearances during the Grizzlies' eight-game seeding schedule at Walt Disney World in Orlando, totaling three points, one rebound and one assist in 14 minutes… **Play-In:** DNP (Coach's Decision) on Aug. 15 vs. Portland… **NBA G League:** Started all 20 of his games for the Memphis Hustle and averaged 12.2 points, 8.3 rebounds, 4.1 assists and 1.75 steals in 29.1 minutes while shooting 56.5% from the field, 33.3% from 3-point range and 68.2% from the free throw line… Scored in double figures 14 times, including one game with at least 30 points… Grabbed double-digit rebounds five times… Recorded double-digit assists once… Posted five double-doubles… Posted a career-high 33 points with 16 rebounds on Dec. 22 vs. Wisconsin… Collected a career-high 17 rebounds to go with 10 points and five assists on Dec. 27 at Sioux Falls… Recorded a career-high 13 assists on Jan. 24 vs. Raptors 905.

COLLEGE CAREER

Played four years at Fort Wayne (2015-19)… Appeared in 133 games (130 starts) for the Mastodons and averaged 15.5 points, 8.6 rebounds, 4.2 assists and 2.05 steals in 35.1 minutes while shooting 55.6% from the field, 41.6% from 3-point range and 69.7% from the free throw line… Named All-Summit League First Team all four years, a conference first and selected to the Summit League All-Tournament Team as a junior and senior… Named NABC All-District (12) First Team as a senior… The first player in NCAA Division I history to compile at least 2,000 points, 1,000 rebounds, 500 assists and 200 steals… Fort Wayne's all-time leading scorer (2,065 points)… Recorded 47 double-doubles… Scored a career-high 38 points (14-24 FG, 5-10 3P, 5-8 FT) on Dec. 30, 2018 vs. North Dakota State.

PERSONAL

Born March 22, 1996 in West Chicago, Ill… Son of Jan and Jim Konchar... Has one sister, Jen and one brother, Petey… Graduated with a degree in information technology… Pursuing a master's degree in organizational leadership… Averaged 28.9 points, 14.1 rebounds, 4.1 assists, 3.2 steals and 2.5 blocks as a senior at West Chicago High School… West Chicago High School's all-time leading scorer (1,551 points).

REGULAR SEASON CAREER HIGHS

MIN	39	04/10/2022, MEM VS BOS
FG	7	11/18/2022, MEM VS OKC (7X)
FGA	11	01/01/2023, MEM VS SAC (5X)
3P	5	11/18/2022, MEM VS OKC
3PA	9	10/19/2022, MEM VS NYK
FT	6	11/20/2022, MEM AT BKN
FTA	6	11/20/2022, MEM AT BKN
OREB	7	04/10/2022, MEM VS BOS
DREB	14	01/13/2022, MEM VS MIN
REB	17	01/13/2022, MEM VS MIN
AST	10	04/10/2022, MEM VS BOS
STL	6	04/13/2025, MEM VS DAL
TOV	4	11/22/2022, MEM VS SAC
BLK	5	01/22/2024, MEM AT TOR
PTS	19	11/18/2022, MEM VS OKC

31 JOCK LANDALE

HEIGHT 6'11" **WEIGHT** 255
POSITION CENTER
PRIOR TO NBA ST. MARY'S
NBA SEASONS 4

NBA REGULAR SEASON STATISTICS

SEASON	TM	G	GS	MP	FG	FGA	FG%	3P	3PA	3P%	FT	FTA	FT%	ORB	DRB	TRB	AST	STL	BLK	TOV	PF	PTS	RPG	APG	PPG
2021-22	SAS	54	1	589	101	204	.495	29	89	.326	34	41	.829	63	75	138	45	10	14	31	53	265	2.6	0.8	4.9
2022-23	PHO	69	4	979	178	337	.528	21	84	.250	79	105	.752	119	161	280	68	16	30	59	126	456	4.1	1.0	6.6
2023-24	HOU	56	3	763	106	206	.515	10	40	.250	52	65	.800	88	84	172	65	20	33	31	74	274	3.1	1.2	4.9
2024-25	HOU	42	3	500	81	152	.533	11	26	.423	27	40	.675	56	81	137	37	13	10	21	49	200	3.3	0.9	4.8
CAREER		**221**	**11**	**2831**	**466**	**899**	**.518**	**71**	**239**	**.297**	**192**	**251**	**.765**	**326**	**401**	**727**	**215**	**59**	**87**	**142**	**302**	**1195**	**3.3**	**1.0**	**5.4**

NBA PLAYOFFS STATISTICS

SEASON	TM	G	GS	MP	FG	FGA	FG%	3P	3PA	3P%	FT	FTA	FT%	ORB	DRB	TRB	AST	STL	BLK	TOV	PF	PTS	RPG	APG	PPG
2022-23	PHO	7	1	113	17	27	.630	0	1	.000	9	14	.643	10	18	28	3	3	3	2	15	43	4.0	0.1	6.1
2024-25	HOU	1	0	5	1	2	.500	0	0	-	0	0	-	0	0	0	0	0	0	0	0	2	0.0	0.0	2.0
CAREER		8	1	118	18	29	.621	0	1	.000	9	14	.643	10	18	28	3	3	3	2	15	45	3.5	0.4	5.6

NBA G LEAGUE REGULAR SEASON STATISTICS

SEASON	TM	G	GS	MP	FG	FGA	FG%	3P	3PA	3P%	FT	FTA	FT%	ORB	DRB	TRB	AST	STL	BLK	TOV	PF	PTS	RPG	APG	PPG
2021-22	AUS	2	2	67	22	27	.815	4	5	.800	3	5	.600	7	7	14	7	0	1	7	7	54	7.0	3.5	27.0
CAREER		**2**	**2**	**67**	**22**	**27**	**.815**	**4**	**5**	**.800**	**3**	**5**	**.600**	**7**	**7**	**14**	**7**	**0**	**1**	**7**	**7**	**54**	**7.0**	**3.5**	**27.0**

PRO CAREER

NBA Regular Season: Four-year veteran has appeared in 221 games (11 starts) for the San Antonio Spurs, Phoenix Suns and Houston Rockets… Has averaged 5.4 points, 3.3 rebounds and 1.0 assists in 12.8 minutes while shooting 51.8% from the field, 29.7% from 3-point range and 76.5% from the free throw line… Has scored in double figures 42 times, including two games with at least 20 points… Has grabbed double-digit rebounds nine times… Has posted six double-doubles.

NBA Playoffs: Has appeared in eight playoff games (one start) for the Phoenix Suns and Houston Rockets… Has averaged 5.6 points and 3.5 rebounds in 14.8 minutes while shooting 62.1% from the field and 64.3% from the free throw line… Has scored in double figures once.

NBA G League: Started two appearances for the Austin Spurs during the 2021-22 season… Averaged 27.0 points, 7.0 rebounds and 3.5 assists in 33.5 minutes while shooting 81.5% from the field, 80.0% from 3-point range and 60.0% from the free throw line.

NBA Transactions: Went unselected in the 2018 NBA Draft on June 21, 2018… Signed a multi-year contract with the San Antonio Spurs on Aug. 19, 2021… Traded by the San Antonio Spurs with Dejounte Murray to the Atlanta Hawks for Danilo Gallinari, two future first round draft picks, a conditional future first round draft pick and a first round draft pick swap on June 30, 2022… Traded by the Atlanta Hawks to the Phoenix Suns for cash considerations on July 6, 2022… Signed a multi-year contract with the Houston Rockets on July 6, 2023… Waived by the Houston Rockets on July 3, 2025… Signed a contract with the Memphis Grizzlies on July 15, 2025.

2024-25 (Houston): Appeared in 42 games (three starts) in his fourth NBA season… Averaged 4.8 points and 3.3 rebounds in 11.9 minutes while shooting 53.3% from the field, 42.3% from 3-point range and 67.5% from the free throw line… Missed 40 games… Sidelined five games due to injury/illness, including one game (Nov. 11) with a left shoulder strain and one game (Feb. 3) due to illness… Not with team three games (Jan. 15-18) for personal reasons… DNP (Coach's Decision) 35 times… Scored in double figures nine times (seven times in the final 18 games of the season)… Grabbed double-digit rebounds once… Posted one double-double… Averaged 8.3 points, 5.7 rebounds and 2.0 assists in 26.7 minutes in three starts… Shot 60.6% over his final 21 games played… Scored a season-high 13 points on Oct. 26 at San Antonio and Feb. 13 vs. Golden State… Notched his lone double-double of the season with 11 points and a season-high 10 rebounds on Feb. 9 vs. Toronto… **Playoffs:** Made one appearance during the Rockets' first round series with the Golden State Warriors and recorded two points in five minutes.

2023-24 (Houston): Competed in 56 games (three starts) in his third NBA season… Averaged 4.9 points, 3.1 rebounds and 1.2 assists in 13.5 minutes while shooting 51.5% from the field and 80.0% from the free throw line… Missed 26 games… Sidelined four games due to injury/illness, including two games (Oct. 27-29) while in concussion protocol and two games (Dec. 6-8) due to illness… DNP (Coach's Decision) 22 times… Averaged 14.0 points, 5.7 rebounds and 2.3 assists in 28.4 minutes in three starts… Scored in double figures nine times, including one game with at least 20 points… Grabbed double-digit rebounds once… Posted one double-double… Set a career high with seven blocks on March 19 at Washington… Tallied his lone double-double of the season with 17 points and a career-high 12 rebounds on March 21 vs. Chicago… Scored a season-high 20 points on April 12 at Portland.

2022-23 (Phoenix): Appeared in 69 games (four starts) in his second NBA season… Averaged 6.6 points, 4.1 rebounds and 1.0 assists in 14.2 minutes while shooting 52.8% from the field and 75.2% from the free throw line… Sidelined two games (Dec. 19-20) while in concussion protocol… DNP (Coach's Decision) 11 times… Scored in double figures 13 times… Grabbed double-digit rebounds five times… Posted three double-doubles… Scored a season-high 17 points on Oct. 25 vs. Golden State, March 24 at Sacramento and April 7 at LA Lakers… Snared a season-high 11 rebounds on Dec. 30 at Toronto… **Playoffs:** Appeared in seven games (one start) during the Suns' run to the Western Conference Semifinals and averaged 6.1 points and 4.0 rebounds in 16.1 minutes while shooting 63.0% from the field… Shot 73.7% in the final four games of the conference semifinals series against Denver.

2021-22 (San Antonio): Saw action in 54 games (one start) during his rookie NBA season… Averaged 4.9 points and 2.6 rebounds in 10.9 minutes while shooting 49.5% from the field and 82.9% from the free throw line… Scored in double figures 10 times, including one game with at least 20 points… Grabbed double-digit rebounds twice… Posted one double-double… Scored a career-best 26 points (12-15 FG) in a career-high 35 minutes on March 12 vs. Indiana… Pulled down a season-high 11 rebounds on Jan. 15 vs. LA Clippers and April 9 vs. Golden State.

INTERNATIONAL CAREER

2020-21 (Melbourne United): Appeared in 41 games (40 starts) for Melbourne United in the Australian NBL and averaged 16.4 points, 7.8 rebounds, 2.3 assists and 1.3 blocks in 27.6 minutes while shooting 54.4% from the field, 38.9% from 3-point range and 71.2% from the free throw line… Named Melbourne United MVP after guiding the team to a 3-0 series sweep of the defending champion Perth Wildcats in the 2021 NBL Grand Final.

2019-20 (Zalgiris Kaunas): Competed in 48 games (25 starts) for Zalgiris Kaunas in Lithuania and averaged 9.3 points, 4.1 rebounds and 1.1 assists in 17.9 minutes while shooting 53.8% from the field and 78.2% from the free throw line across LKL and Euroleague competitions.

2018-19 (KK Partizan): Appeared in 47 games (34 starts) for KK Partizan in Serbia and averaged 11.9 points, 5.8 rebounds and 1.7 assists in 24.2 minutes while shooting 59.2% from the field and 72.5% from the free throw line across Liga ABA, EuroCup, Serbian RK Cup, ABA SuperCup and KLS competitions.

NATIONAL TEAM

Represented Australia at the 2024 Paris Olympics and averaged 14.5 points, 8.8 rebounds, 2.5 assists and 1.3 steals in 28.3 minutes… Helped Australia win its first Olympic men's basketball medial with a bronze performance in the 2020 Tokyo Olympics, where he was the Boomers' second-leading scorer with 12.8 points to go with 4.7 rebounds and 2.2 assists in 21.8 minutes.

PERSONAL

Born Oct. 25, 1995 in Melbourne, Australia.

REGULAR SEASON CAREER HIGHS

MIN	35	03/12/2022, SAS VS IND
FG	12	03/12/2022, SAS VS IND
FGA	15	03/12/2022, SAS VS IND
3P	3	01/24/2023, PHO VS CHA
3PA	7	01/24/2023, PHO VS CHA
FT	6	12/27/2022, PHO AT MEM
FTA	8	02/04/2023, PHO AT DET
OREB	8	01/15/2022, SAS VS LAC
DREB	8	02/09/2025, HOU VS TOR (6X)
REB	12	03/21/2024, HOU VS CHI
AST	5	04/09/2025, HOU AT LAC (4X)
STL	2	04/11/2025, HOU AT LAL (4X)
TOV	4	04/14/2024, HOU AT LAC (2X)
BLK	7	03/19/2024, HOU AT WAS
PTS	26	03/12/2022, SAS VS IND

12 JA MORANT

HEIGHT 6'2 1/2" **WEIGHT** 175
POSITION GUARD
PRIOR TO NBA MURRAY STATE
NBA SEASONS 6

NBA REGULAR SEASON STATISTICS

SEASON	TM	G	GS	MP	FG	FGA	FG%	3P	3PA	3P%	FT	FTA	FT%	ORB	DRB	TRB	AST	STL	BLK	TOV	PF	PTS	RPG	APG	PPG
2019-20	MEM	67	67	2074	447	937	.477	60	179	.335	239	308	.776	51	208	259	488	58	18	220	110	1193	3.9	7.3	17.8
2020-21	MEM	63	63	2053	430	957	.449	73	241	.303	271	372	.728	59	193	252	465	57	13	203	87	1204	4.0	7.4	19.1
2021-22	MEM	57	57	1889	580	1177	.493	88	256	.344	316	415	.761	77	248	325	384	66	22	196	86	1564	5.7	6.7	27.4
2022-23	MEM	61	59	1948	566	1214	.466	92	300	.307	372	497	.748	61	296	357	493	66	16	206	100	1596	5.9	8.1	26.2
2023-24	MEM	9	9	318	80	170	.471	14	51	.275	52	64	.813	6	44	50	73	7	5	27	19	226	5.6	8.1	25.1
2024-25	MEM	50	50	1519	404	889	.454	88	285	.309	263	319	.824	34	171	205	364	61	12	185	113	1159	4.1	7.3	23.2
CAREER		**307**	**305**	**9801**	**2507**	**5344**	**.469**	**415**	**1312**	**.316**	**1513**	**1975**	**.766**	**288**	**1160**	**1448**	**2267**	**315**	**86**	**1037**	**515**	**6942**	**4.7**	**7.4**	**22.6**

NBA PLAYOFFS STATISTICS

SEASON	TM	G	GS	MP	FG	FGA	FG%	3P	3PA	3P%	FT	FTA	FT%	ORB	DRB	TRB	AST	STL	BLK	TOV	PF	PTS	RPG	APG	PPG
2020-21	MEM	5	5	203	55	113	.487	10	31	.323	31	40	.775	7	17	24	41	2	0	17	9	151	4.8	8.2	30.2
2021-22	MEM	9	9	338	81	184	.440	17	50	.340	65	87	.747	13	59	72	88	18	4	32	22	244	8.0	9.8	27.1
2022-23	MEM	5	5	187	45	106	.425	13	31	.419	20	26	.769	8	26	34	35	9	1	17	12	123	6.8	7.0	24.6
2024-25	MEM	3	3	82	22	53	.415	4	16	.250	7	11	.636	1	5	6	15	2	2	6	3	55	2.0	5.0	18.3
CAREER		**22**	**22**	**810**	**203**	**456**	**.445**	**44**	**128**	**.344**	**123**	**164**	**.750**	**29**	**107**	**136**	**179**	**31**	**7**	**72**	**46**	**573**	**6.2**	**8.1**	**26.0**

PRO CAREER

NBA Regular Season: Six-year veteran has appeared in 307 games (305 starts) with the Memphis Grizzlies… Has averaged 22.6 points, 4.7 rebounds and 7.4 assists in 31.9 minutes while shooting 46.9% from the field, 31.6% from 3-point range and 76.6% from the free throw line… Has officially missed 131 games due to injury/illness, 33 games due to suspension, one game for return to competition reconditioning and one game for rest… Has scored in double figures 294 times, including 192 games with at least 20 points, 65 games with at least 30 points, nine games with at least 40 points and one game with at least 50 points… Has grabbed double-digit rebounds 16 times… Has recorded double-digit assists 72 times… Has posted 74 double-doubles, including 12 triple-doubles… His longest career streak of games scoring in double figures is 61 (Dec. 20, 2021-Dec. 15, 2022)… His longest career streak of games scoring at least 20 points is 22 (Jan. 17-March 11, 2022), a franchise record… His longest career streak of games scoring at least 30 points is seven (Jan. 19-31, 2022), a franchise record… His longest career streak of games with double-digit assists is four (twice, last from Jan. 25-Feb. 1, 2023)… 2019-20 NBA Rookie of the Year and 2021-22 NBA Most Improved Player… 2021-22 All-NBA Second Team… Two-time NBA All-Star starter (2022, 2023) and the only player in franchise history to be named an All-Star in consecutive seasons… Three-time Western Conference Player of the Week… Holds the Grizzlies' single-game scoring record with 52 points on Feb. 28, 2022 vs. San Antonio and the single-season franchise scoring record (26.2 points in 2022-23).

NBA Playoffs: Has started all 22 playoff appearances and has averaged 26.0 points, 6.2 rebounds and 8.1 assists in 36.8 minutes while shooting 44.5% from the field, 34.4% from 3-point range and 75.0% from the free throw line… Missed five games due to injury… The fourth player in NBA history to score 100+ points through his first three career playoff games (**George Mikan**, **Wilt Chamberlain**, **Kareem Abdul-Jabbar**)… Has scored in double figures 22 times, including 14 games with at least 20 points, eight games with at least 30 points and three games with at least 40 points… Set the franchise playoff record with 47 points on May 26, 2021 at Utah and tied his record on May 3, 2022 vs. Golden State… Has grabbed double-digit rebounds three times… Has recorded double-digit assists eight times… Set the franchise playoff record with 15 assists on April 23, 2022 at Minnesota… Has posted 10 double-doubles, including one triple-double… Registered the first triple-double in franchise playoff history with 16 points, 10 rebounds and 10 assists on April 21, 2022 at Minnesota.

NBA Transactions: Selected by the Memphis Grizzlies with the second overall pick in the first round of the 2019 NBA Draft on June 20, 2019… Signed a multi-year contract with the Memphis Grizzlies on July 1, 2019… Signed a multi-year contract extension with the Memphis Grizzlies on July 6, 2022.

Honors: NBA Rookie of the Year (2019-20)… NBA All-Rookie First Team (2019-20)… NBA Rising Stars (2020, 2021)… All-NBA Second Team (2021-22)… NBA Most Improved Player (2021-22)… Two-time NBA All-Star (2022, 2023)... Three-time Western Conference Rookie of the Month (October/November 2019, December 2019, January 2020)… Three-time Western Conference Player of the Week (Jan. 3, 2022; Jan. 10, 2022; Dec. 25, 2023).

2024-25 (Memphis): Started all 50 appearances in his sixth NBA season… Averaged 23.2 points, 4.1 rebounds, 7.3 assists and 1.2 steals in 30.4 minutes while shooting 45.4% from the field, 30.9% from 3-point range and 82.4% from the free throw line… Missed 32 games due to injury/illness, including one game (Oct. 28) with right thigh soreness, eight games (Nov. 8-23) with a right hip subluxation and pelvic muscle strains, one game (Nov. 27) with a left knee contusion, two games (Dec. 8, Dec. 21) with back/low back soreness, five games (Dec. 29-Jan. 6) with a right AC joint sprain, one game (Jan. 17) with right foot soreness, two games (Jan. 24, April 5) due to illness, four games (Jan. 30-Feb. 2, March 15, April 13) with right shoulder soreness, one game (Feb. 12) with right knee soreness, two games (March 1-3) with a right deltoid contusion and five games (March 17-27) with left hamstring soreness… Scored in double figures 49 times, including 36 games with at least 20 points, eight games with at least 30 points and one game with at least 40 points… Grabbed double-digit rebounds once… Recorded double-digit assists 12 times… Posted 12 double-doubles, including one triple-double… Recorded 14 points and 11 assists on Oct. 30 vs. Brooklyn for his 61st career point-assist double-double, which surpassed **Mike Conley** for the franchise record… Posted 26 points and set season highs with 10 rebounds and 14 assists in 29 minutes on Oct. 31 vs. Milwaukee, his 12th career triple-double… Recorded a season-high 32 points, nine rebounds and nine assists in a season-high 34 minutes on Dec. 7 at Boston... Scored the team's final 11 points of regulation, including the game-tying floater with one second left, to help Memphis defeat Phoenix in overtime, 151-148, on Feb. 25… Made 41 consecutive free throw attempts from Feb. 20-March 7, eclipsing the previous franchise record held by **Jeff Green**… Tied his season high with 32 points on March 9 at New Orleans… Scored 30 points, including the game-winning jumper as time expired, on April 3 at Miami… Scored at least 20 points in his final 17 games… Six of his eight 30-point efforts came in the final 12 games… **Play-In:** Averaged 22.0 points, 5.0 rebounds, 6.0 assists and 2.0 steals in 33.0 minutes in two games against Golden State and Dallas… **Playoffs:** Started three games during the Grizzlies' first round series against the Oklahoma City Thunder and averaged 18.3 points, 2.0 rebounds and 5.0 assists in 27.3 minutes… Missed one game (April 26) with a left hip contusion… Scored in double figures in all three appearances, including one game with at least 20 points.

2023-24 (Memphis): Started all nine appearances during his fifth NBA season… Averaged 25.1 points, 5.6 rebounds and 8.1 assists in 35.3 minutes while shooting 47.1% from the field, 27.5% from 3-point range and 81.3% from the free throw line… Named Western Conference Player of the Week (Dec. 25), his third career weekly honor… Missed 73 games… Missed the first 25 games of the season (Oct. 25-Dec. 18) due to a league suspension… Sidelined 48 games due to injury/illness, including one game (Dec. 28) due to illness and the final 47 games of the season (Jan. 7-April 14) due to right shoulder labral repair… Scored in double figures in all nine appearances, including seven games with at least 20 points and three games with at least 30 points… Recorded double-digit assists three times and posted three double-doubles… Registered a season-high 34 points, including the game-winning floater to beat the horn, in his season debut on Dec. 19 at New Orleans, his sixth career game-winning basket and first career buzzer-beater… Tallied 30 points and a season-high 11 assists on Dec. 23 at Atlanta.

2022-23 (Memphis): Appeared in 61 games (59 starts) during his fourth NBA season… Averaged 26.2 points, 5.9 rebounds, 8.1 assists and 1.08 steals in 31.9 minutes while shooting 46.6% from the field, 30.7% from 3-point range and 74.8% from the free throw line… Voted a 2023 NBA All-Star starter, his second All-Star appearance, becoming the first player in franchise history to be named an All-Star in consecutive seasons… Started for Team Giannis on Feb. 19 at Vivint Arena in Salt Lake City… Set a single-season franchise record for scoring average, breaking the previous record held by **Shareef Abdur-Rahim** (23.0 points in 1998-99)… Set career highs for rebounds per game and assists per game… Ranked T-10th in the NBA in scoring and seventh in assists… Led the Grizzlies in scoring, assists per game and steals per game… Missed 21 games… Sidelined 12 games due to injury/illness, including one game (Oct. 29) with a non-COVID illness, one game (Nov. 20) with a left ankle sprain, three games (Dec. 12, Jan. 8-9) with right thigh soreness, three games (Nov. 13, Dec. 5, Jan. 23) with left ankle soreness, one game (Feb. 5) with right wrist soreness, one game (March 28) with right thigh soreness, one game (April 5) with left hip soreness and one game (April 9) with right hand soreness… Not with team eight games (March 5-18) due to a league suspension… Missed one game (March 20) due to return to competition conditioning… Scored in double figures 60 times, including 49 games with at least 20 points, 21 games with at least 30 points and one game with at least 40 points… Grabbed double-digit rebounds eight times… Recorded double-digit assists 19 times (14-5 record)… Posted 20 double-doubles, including seven triple-doubles… Scored 34 points in the season opener on Oct. 19 vs. New York, increasing his career opening-night scoring average to 32.3 points… Recorded a season-high 49 points (17-26 FG, 5-6 3P, 10-13 FT) on Oct. 21 at Houston… Registered his fifth career triple-double, tying **Marc Gasol**'s franchise record, with 27 points, 10 rebounds and 14 assists on Nov. 27 at New York… Scored 21 of his 33 points in the third quarter on Dec. 4 at Detroit, setting a new career high for points in a quarter… Posted his sixth career triple-double with 26 points, a career-high tying 13 rebounds and 11 assists on Dec. 7 vs. Oklahoma City, surpassing **Marc Gasol** for the most triple-doubles in franchise history… Recorded 25 points, 10 rebounds and 10 assists on Dec. 15 vs. Milwaukee, becoming the first player to register a triple-double within the first three quarters… Had 19 points and a career-high 17 assists on Dec. 29 at Toronto… Recorded consecutive triple-doubles for the first time in his career from Jan. 27-29… Posted 39 points, 10 rebounds and 10 assists on Feb. 28 vs. LA Lakers, recording the highest-scoring quarter in franchise history with 28 points in the third period (the most scored in a quarter by any NBA player in 2022-23)… **Playoffs:** Started all five appearances during the Grizzlies' first round series with the Los Angeles Lakers and averaged 24.6 points, 6.8 rebounds, 7.0 assists and 1.8 steals in 37.4 minutes while shooting 42.5% from

the field, 41.9% from 3-point range and 76.9% from the free throw line… Missed one game (April 19) with right hand soreness… Scored in double figures five times, including two games with at least 30 points and one game with at least 40 points… Grabbed double-digit rebounds once… Recorded double-digit assists once… Posted two double-doubles… Registered 45 points, nine rebounds and 13 assists on April 22 at LA Lakers, scoring 24 points (22 consecutive) in the fourth quarter.

2021-22 (Memphis): Started all of his 57 appearances during his third NBA season… Averaged 27.4 points, 5.7 rebounds, 6.7 assists and 1.16 steals in 33.1 minutes while shooting 49.3% from the field, 34.4% from 3-point range and 76.1% from the free throw line… Selected to the 2021-22 All-NBA Second Team… Named the 2021-22 NBA Most Improved Player… Voted a 2022 NBA All-Star starter, his first All-Star appearance, becoming the fourth (and youngest) player in franchise history to be named an All-Star and the second to be selected as a starter… Became the first guard in franchise history to play in the NBA All-Star Game, starting for Team Durant on Feb. 20 at Rocket Mortgage FieldHouse in Cleveland… Selected Western Conference Player of the Week in back-to-back weeks (Jan. 3, Jan. 10) during Memphis' franchise-record 11-game winning streak… Set career highs for points per game and steals per game… Led the team in scoring and assists… Led the NBA in points in the paint (16.6), becoming the first guard to lead the league in the category since the stat was officially kept in 1996-97… Sidelined 25 games due to injury, including 12 games (Nov. 28-Dec. 19) with a left knee sprain (in health and safety protocols from Dec. 8-17), one game (Jan. 8) with left thigh soreness, one game (Feb. 15) with left ankle soreness, one game (March 15) with back soreness, eight games (March 20-April 7) with right knee soreness and one game (April 10) under return from injury management (right knee)… Scored in double figures 56 times, including 46 games with at least 20 points, 24 games with at least 30 points, six games with at least 40 points and one 50-point performance… Grabbed double-digit rebounds four times… Recorded double-digit assists seven times… Posted 10 double-doubles, including one triple-double… Scored 37 points (17-29 FG, 1-4 3P, 2-2 FT) in the season opener on Oct. 20 vs. Cleveland, including 30 points in the paint… Posted 40 points (13-21 FG, 5-7 3P, 9-11 FT) and 10 assists on Oct. 24 at LA Lakers, the first 40-10 game in franchise history… Set a career high with five 3-pointers made in that game… Reached 1,000 career assists on Nov. 1 vs. Denver, becoming the sixth-fastest player in NBA history to record 2,500+ points and 1,000+ assists… Registered 32 points and seven assists on Nov. 22 at Utah, assisting on **Jaren Jackson Jr.**'s game-winning 3-pointer with 5.7 seconds left… Became the youngest player in NBA history to average 25+ points per game during a double-digit winning streak by averaging 26.6 points during Memphis' 11-game streak from Dec. 26-Jan. 13… Scored 33 points (14-25 FG, 3-5 3P, 2-4 FT) and sank the game-winning basket with 0.5 seconds remaining in Memphis' 114-113 win on Dec. 27 at Phoenix… Recorded 41 points (13-27 FG, 6-7 3P, 9-12 FT), setting a career high for 3-pointers made, and 10 rebounds on Dec. 29 vs. LA Lakers, his franchise-record third career 40-point performance in the regular season… Became the second player since the NBA/ABA merger (**James Harden**) to score 40+ points in consecutive matchups against the Lakers and the first player since **Bob McAdoo** in 1974 to post consecutive 40-point double-doubles against the Lakers… Became the first Grizzlies player to record multiple 40-point games in the same regular season…. Recorded his franchise-record fourth consecutive game with 30+ points by scoring 36 points (14-22 FG, 2-4 3P, 6-10 FT) on Jan. 3 at Brooklyn… Had 29 points and eight assists on Jan. 11 vs. Golden State… Set a franchise record by scoring 30+ points in seven straight games from Jan. 19-31… Registered 33 points, eight rebounds, and 14 assists on Jan. 19 at Milwaukee… Scored 41 points on Jan. 26 at San Antonio… Recorded his fourth career triple-double with 30 points, 10 rebounds and 10 assists on Jan. 28 vs. Utah… Posted 44 points (11-20 FG, 21-25 FT) and 11 assists on Feb. 16 vs. Portland, setting single-game franchise records for free throws made and attempted… Scored 46 points (15-28 FG, 3-4 3P, 13-15 FT), eclipsing **Mike Miller**'s single-game franchise record, on Feb. 26 at Chicago… Set a new single-game franchise scoring record with a career-high 52 points (22-30 FG, 4-4 3P, 4-7 FT), the first 50-point game in team history, in 34 minutes in Memphis' next game on Feb. 28 vs. San Antonio, also setting a club record for field goals made and points in the paint (34)… Became the first NBA player to set his franchise's single-game scoring record in consecutive games since **Tony Campbell** did so for Minnesota in 1989… **Playoffs:** Started all nine appearances in helping the Grizzlies reach the Western Conference Semifinals… Averaged 27.1 points, 8.0 rebounds, 9.8 assists and 2.00 steals in 37.5 minutes while shooting 44.0% from the field, 34.0% from 3-point range and 74.7% from the free throw line… Missed three games due to injury… Scored in double figures in all nine games, including six games with at least 20 points, five games with at least 30 points and one game with at least 40 points… Grabbed double-digit rebounds twice… Recorded double-digit assists five times… Posted six double-doubles, including one triple-double… Averaged 21.5 points, 8.7 rebounds, 10.5 assists and 1.50 steals in 37.1 minutes in Memphis' 4-2 first round series victory over the Minnesota Timberwolves… Became the first Grizzlies player to record a triple-double in a playoff game with 16 points, 10 rebounds and 10 assists on April 21 at Minnesota… Registered a franchise playoff record and postseason career high with 15 assists on April 23 at Minnesota… Totaled 30 points, including 18 in the fourth quarter, a playoff career-high 13 rebounds and nine assists on April 26 vs. Minnesota… Became the youngest player in at least 30 years to record six straight double-doubles in the playoffs when he did so from April 19-May 1… Averaged 38.3 points, 6.7 rebounds, 8.3 assists and 3.00 steals in 38.4 minutes in the first three games of the Grizzlies' conference semifinals series against the Golden State Warriors… Missed the final three games of the semifinals with a right knee bone bruise… Matched his franchise playoff scoring record with 47 points (15-31 FG, 5-12 3P, 12-13 FT) on May 3 vs. Golden State, which including the Grizzlies' final 15 points of the game… Became the third player in NBA history to record multiple performances of at least 45 points in the playoffs before turning 23 years old, joining **Kobe Bryant** and **LeBron James**.

2020-21 (Memphis): Started all 63 games in his second NBA season… Averaged 19.1 points, 4.0 rebounds and 7.4 assists in 32.6 minutes while shooting 44.9% from the field, 30.3% from 3-point range and 72.8% from the free throw line… At 21 years old, became the fifth-youngest player in NBA history to lead a playoff team in both points per game and assists per game during the regular season… Named to the 2021 NBA Rising Stars as part of NBA All-Star Weekend in Atlanta… Set a career high for assists

per game… Missed nine games due to injury, including eight games (Dec. 30-Jan. 13) due to a left ankle sprain sustained on Dec. 28 at Brooklyn and one game (May 14) with back soreness… Scored in double figures 58 times, including 25 games with at least 20 points, eight games with at least 30 points and one game with at least 40 points… Grabbed double-digit rebounds once… Recorded double-digit assists 15 times… Posted 14 double-doubles, including one triple-double… Scored 44 points (18-27 FG, 1-2 3P, 7-8 FT) with nine assists in the regular season opener on Dec. 23 vs. San Antonio, tying **Bryant Reeves**' single-game franchise record for field goals made (April 19, 1997)… Scored 34 points in the second half, tying **Jaren Jackson Jr.**'s franchise record for points in a single half (Dec. 13, 2019)… Became the youngest player in NBA history (21 yrs, 135 days) to score at least 40 points in a regular season opener… Recorded his third career triple-double with 15 points, a season-high 11 rebounds and a season-high 12 assists on Feb. 17 vs. Oklahoma City… Posted 35 points (11-18 FG, 2-3 3P, 11-14 FT), five rebounds and 10 assists on March 2 at Washington, tying a career high for free throws made… Followed with 35 points (11-25 FG, 3-13 3P, 10-11 FT), six rebounds and five assists on March 4 vs. Milwaukee, becoming the first player in franchise history to score 35+ points in consecutive games… Sank the go-ahead layup with 1.2 seconds remaining on March 17 vs. Miami… Totaled 36 points, eight rebounds, 12 assists and a season-high tying three steals in a career-high 45 minutes on April 19 at Denver… Posted 33 points (11-17 FG) and a season-high 13 assists with zero turnovers on April 23 at Portland… Recorded 37 points and 10 assists on May 5 at Minnesota… **Play-In:** Averaged 27.5 points, 6.0 rebounds, 6.0 assists and 2.50 steals in 43.5 minutes in two play-in games… Recorded 20 points, six rebounds and six assists in 41 minutes in the Nine-Ten Game on May 19 vs. San Antonio… Tallied 35 points (14-29 FG, 5-10 3P), six rebounds, six assists and four steals in 46 minutes in an overtime over Golden State in the final play-in game to help Memphis secure the No. 8 seed in the Western Conference Playoffs… **Playoffs:** Started all five games and averaged 30.2 points, 4.8 rebounds and 8.2 assists in 40.6 minutes while shooting 48.7% from the field, 32.3% from 3-point range and 77.5% from the free throw line during the Grizzlies' first round series with the Utah Jazz… Set franchise records for scoring average, points scored (151), assists per game in a playoff series… Scored at least 20 points in all five games, including one game with at least 40 points… Recorded double-digit assists twice… Posted two double-doubles… Scored 26 points in his playoffs debut, leading the No. 8 seed Grizzlies to a road win over the No. 1 seed Jazz on May 23… Scored a franchise playoff record 47 points (15-26 FG, 2-7 3P, 15-20 FT) on May 26 at Utah, the most points scored by a Grizzlies player in any regular season or postseason game… Became the second-youngest player in NBA history to score 45+ points in a playoff game (**LeBron James** in 2006)… Totaled 73 points in his first two career playoff games, the most by any player since the BAA/NBL merger to form the NBA in 1950… Totaled 101 points in his first three career playoff games, becoming the fourth player in NBA history to reach 100 points in his first three playoff appearances (**George Mikan** in 1949, **Wilt Chamberlain** in 1960, **Kareem Abdul-Jabbar** in 1970)… Recorded his first career playoff double-double with 23 points and a playoff career-high 12 assists on May 31 vs. Utah, becoming the first player in franchise playoff history to register 20+ points and 10+ assists and one of seven players to record 20+ points and 10+ assists in a playoff game at age 21 or younger (**Magic Johnson, Tracy McGrady, Tony Parker, LeBron James, Derrick Rose, Luka Doncic**)… Had 27 points and 11 assists on June 2 at Utah, joining **Magic Johnson, LeBron James** and **Derrick Rose** as the only players in NBA history with multiple games with 20+ points and 10+ assists while 21 or under… His five straight 20-point games tied **Dillon Brooks** (2021) and **Mike Conley** (2017) for the longest streak in franchise playoff history.

2019-20 (Memphis): Started all 67 of his appearances during his rookie season… Averaged 17.8 points, 3.9 rebounds and 7.3 assists in 31.0 minutes while shooting 47.7% from the field, 33.5% from 3-point range and 77.6% from the free throw line… Named the NBA Rookie of the Year… Selected to the NBA All-Rookie First Team (as the lone unanimous selection)… Three-time Western Conference Rookie of the Month (October/November 2019, December 2019, January 2020), tying the franchise record for monthly rookie honors (**Pau Gasol**, 2001-02) and becoming the first player in franchise history to win the award in consecutive months… Became one of seven rookies in NBA history to average at least 17 points and seven assists per game, joining **Oscar Robertson** (1960-61), **Magic Johnson** (1979-80), **Isiah Thomas** (1981-82), **Damon Stoudamire** (1995-96), **Allen Iverson** (1996-97) and **Trae Young** (2018-19)… Selected to the 2020 NBA Rising Stars as part of NBA All-Star Weekend 2020 and posted 10 points, five rebounds and six assists in 20 minutes to lead the U.S. Team to a 151-131 win over Team World on Feb. 15 in Chicago… Ranked eighth in the NBA in total assists (488) and 10th in assists per game… Led all qualifying rookies in scoring average and assists per game, the first player to lead rookies in both of those categories since 2013-14… Led first-year players in double-doubles and triple-doubles… Set franchise rookie records for total assists and assists per game… Missed six games… Sat one game (Nov. 9) for rest… Sidelined five games due to injury, including four games (Dec. 1-7) with back soreness and one game (Dec. 13) due to injury maintenance (back)… Placed sixth in the league in fourth-quarter scoring average (7.0 points), tying **Allen Iverson** (7.0 in 1996-97) for the highest fourth-quarter scoring average by a rookie since the NBA began keeping quarterly statistics in 1996-97… Scored in double figures 62 times, including 29 games with at least 20 points and one game with at least 30 points… Grabbed double-digit rebounds twice… Recorded double-digit assists 16 times… Posted 15 double-doubles, including two triple-doubles… Scored a career-high 30 points (13-22 FG, 1-2 3P, 3-4 FT) and nine assists, assisting on **Jae Crowder**'s buzzer-beating 3-pointer in overtime, in his third career game on Oct. 27 vs. Brooklyn… Became the third player in NBA history (**Isiah Thomas** in 1981, **Trae Young** in 2018) to record at least 30 points and nine assists in one of his first three career games… The first Grizzlies player to score at least 30 points in one of his first three career games… Recorded his first career double-double with 23 points and 11 assists on Nov. 13 at Charlotte, making the game-winning layup with 0.7 seconds remaining… Became the youngest player (20 years, 95 days) to make a game-winning shot with under one second remaining in 10 years (**Tyreke Evans** on Dec. 19, 2009)… Posted 26 points, six assists and a career-high five steals on Nov. 23 at LA Lakers… Became the first rookie in franchise history to record point-assist double-doubles in consecutive games (Nov. 25-27)… Posted 22 points, seven rebounds and a franchise single-game rookie-record 14 assists on Jan. 10 vs. San Antonio… Registered 26 points (10-11 FG, 3-4 3P, 3-3 FT) and eight assists on Jan. 14 vs. Houston, becoming the first rookie in NBA history to post at

JA MORANT

least 25 points and eight assists while shooting at least 90% from the field… Posted 18 points and 10 assists with a career-high +42 plus-minus on Jan. 29 at New York… Posted 27 points, 10 rebounds and 10 assists on Feb. 9 at Washington, becoming the fourth-youngest player in NBA history to record a 25-point triple-double (**Luka Doncic**, **LeBron James**, **Shareef Abdur-Rahim**)… Totaled 27 points and 14 assists on Feb. 29 vs. LA Lakers, tying his own franchise rookie record for assists… Tallied 24 points (8-12 FG, 4-4 3P, 4-6 FT) on March 7 vs. Atlanta… Averaged 19.0 points, 6.4 rebounds and a league-high 9.9 assists in 37.8 minutes during the Grizzlies' eight-game seeding schedule at Walt Disney World in Orlando… Posted 26 points (7-13 FG, 1-4 3P, 11-15 FT) and 13 assists, setting career highs for free throws made and attempted, on Aug. 11 vs. Boston… Recorded his second career triple-double with 12 points, a career-high 13 rebounds and 10 assists in the regular season finale on Aug. 13 vs. Milwaukee… **Play-In:** Registered a game-high 35 points (13-28 FG, 3-6 3P, 6-8 FT), including 23 in the second half, four rebounds and eight assists in 42 minutes in Memphis' play-in game on Aug. 15 vs. Portland.

COLLEGE CAREER

Starred for two years at Murray State University (2017-19), where as a sophomore he became the first player to average at least 20 points and 10 assists per game since the NCAA began to recognize assists officially in 1983-84… Started all of his 65 games with the Racers and averaged 18.7 points, 6.1 rebounds, 8.2 assists and 1.35 steals in 35.3 minutes while shooting 48.5% from the field, 34.3% from 3-point range and 81.0% from the free throw line… Named the 2019 OVC Player of the Year and OVC Tournament MVP before leading Murray State to the second round of the NCAA Tournament… A consensus 2019 All-American selection… Recipient of the 2019 Lute Olson Award and 2019 Bob Cousy Award as the nation's best point guard and selected to The 2019 Wooden Award All-American Team… Two-time selection for the All-OVC First Team (2018, 2019)… Scored in double figures 57 times, including 27 games with at least 20 points, six games with at least 30 points and one 40-point performance during his collegiate career… Recorded 26 double-doubles, including four triple-doubles.

PERSONAL

Born Aug. 10, 1999 in Dalzell, S.C… Full name is Temetrius Jamel Morant… Son of Tee and Jamie Morant… Named South Carolina 3A All-State as a junior and senior at Crestwood High School… A three-time South Carolina All-State selection and three-time Region MVP… Finished as Crestwood's all-time leading scorer with 1,679 points… Averaged 27 points, eight rebounds and eight assists per game as a senior (2016-17).

REGULAR SEASON CAREER HIGHS

MIN	45	04/19/2021, MEM AT DEN
FG	22	02/28/2022, MEM VS SAS
FGA	34	03/11/2022, MEM VS NYK
3P	6	12/29/2021, MEM VS LAL
3PA	13	04/10/2025, MEM VS MIN (2X)
FT	21	02/16/2022, MEM VS POR
FTA	25	02/16/2022, MEM VS POR
OREB	7	01/23/2022, MEM AT DAL
DREB	11	11/12/2021, MEM VS PHO
REB	13	12/07/2022, MEM VS OKC (3X)
AST	17	12/29/2022, MEM AT TOR
STL	5	11/23/2019, MEM VS LAL
TOV	9	01/31/2022, MEM AT PHI (2X)
BLK	2	02/08/2025, MEM VS OKC
PTS	52	02/28/2022, MEM VS SAS

1 SCOTTY PIPPEN JR.

HEIGHT 6'1 1/2" **WEIGHT** 190
POSITION GUARD
PRIOR TO NBA VANDERBILT
NBA SEASONS 3

NBA REGULAR SEASON STATISTICS

SEASON	TM	G	GS	MP	FG	FGA	FG%	3P	3PA	3P%	FT	FTA	FT%	ORB	DRB	TRB	AST	STL	BLK	TOV	PF	PTS	RPG	APG	PPG
2022-23	LAL	6	0	32	4	12	.333	1	3	.333	5	9	.556	2	2	4	2	2	1	2	3	14	0.7	0.3	2.3
2023-24	MEM	21	16	527	100	203	.493	30	72	.417	41	55	.745	22	45	67	98	36	10	56	60	271	3.2	4.7	12.9
2024-25	MEM	79	21	1683	285	594	.481	87	219	.397	122	171	.713	65	194	259	347	103	30	138	203	779	3.3	4.4	9.9
CAREER		**106**	**37**	**2242**	**389**	**809**	**.481**	**118**	**294**	**.401**	**168**	**235**	**.715**	**89**	**241**	**330**	**447**	**141**	**41**	**196**	**266**	**1064**	**3.1**	**4.2**	**10.0**

NBA PLAYOFFS STATISTICS

SEASON	TM	G	GS	MP	FG	FGA	FG%	3P	3PA	3P%	FT	FTA	FT%	ORB	DRB	TRB	AST	STL	BLK	TOV	PF	PTS	RPG	APG	PPG
2024-25	MEM	4	4	129	22	58	.379	10	28	.357	19	19	1.000	4	18	22	14	4	1	14	19	73	5.5	3.5	18.3
CAREER		**4**	**4**	**129**	**22**	**58**	**.379**	**10**	**28**	**.357**	**19**	**19**	**1.000**	**4**	**18**	**22**	**14**	**4**	**1**	**14**	**19**	**73**	**5.5**	**3.5**	**18.3**

NBA G LEAGUE REGULAR SEASON STATISTICS

SEASON	TM	G	GS	MP	FG	FGA	FG%	3P	3PA	3P%	FT	FTA	FT%	ORB	DRB	TRB	AST	STL	BLK	TOV	PF	PTS	RPG	APG	PPG
2022-23	SBL	19	4	529	129	275	.469	27	90	.300	74	96	.771	19	58	77	106	30	7	55	66	406	4.1	5.6	21.4
2023-24	SBL	5	3	154	29	66	.439	5	24	.208	17	20	.850	8	24	32	29	14	4	15	22	91	6.4	5.8	18.2
CAREER		**24**	**7**	**683**	**158**	**341**	**.463**	**32**	**114**	**.281**	**91**	**116**	**.784**	**27**	**82**	**109**	**135**	**44**	**11**	**70**	**88**	**497**	**4.5**	**5.6**	**20.7**

PRO CAREER

NBA Regular Season: Three-year veteran has appeared in 106 regular season games (37 starts) for the Los Angeles Lakers and Memphis Grizzlies… Has averaged 10.0 points, 3.1 rebounds, 4.2 assists and 1.3 steals in 21.2 minutes while shooting 48.1% from the field, 40.1% from 3-point range and 71.5% from the free throw line… Has officially missed 18 games due to injury, 10 games as a DNP (Coach's Decision) and 72 games as a two-way transfer to the NBA G League… Has scored in double figures 58 times, including four games with at least 20 points and one game with at least 30 points… Has grabbed double-digit rebounds twice… Has recorded double-digit assists nine times… Has posted nine double-doubles, including one triple-double.

NBA Playoffs: Has started all four postseason appearances for the Memphis Grizzlies… Has averaged 18.3 points, 5.5 rebounds, 3.5 assists and 1.0 steals in 32.3 minutes while shooting 37.9% from the field, 35.7% from 3-point range and 100% from the free throw line… Has scored in double figures three times, including two games with at least 20 points and one game with at least 30 points… Has grabbed double-digit rebounds once… Has posted one double-double.

NBA G League: Has appeared in 24 regular season games (seven starts) for the South Bay Lakers… Has averaged 20.7 points, 4.5 rebounds, 5.6 assists and 1.8 steals in 28.5 minutes while shooting 46.3% from the field, 28.1% from 3-point range and 78.4% from the free throw line… Has scored in double figures 21 times, including 16 games with at least 20 points and two games with at least 30 points… Has recorded double-digit assists three times… Has posted three double-doubles.

NBA Transactions: Went unselected in the 2022 NBA Draft on June 23, 2022… Signed a two-way contract with the Los Angeles Lakers on July 1, 2022… Signed with the Los Angeles Lakers on Sept. 7, 2023… Waived by the Los Angeles Lakers on Oct. 16, 2023… Signed a two-way contract with the Memphis Grizzlies on Jan. 16, 2024… Signed a multi-year contract with the Memphis Grizzlies on Oct. 16, 2024.

Honors: NBA Rising Stars (2023)… NBA Summer League First Team (2024).

2024-25 (Memphis): Appeared in 79 games (21 starts) in his third NBA season… Averaged 9.9 points, 3.3 rebounds, 4.4 assists and 1.3 steals in 21.3 minutes while shooting 48.0% from the field, 39.7% from 3-point range and 71.3% from the free throw line…

SCOTTY PIPPEN JR.

Missed three games… Sidelined two games due to injury, including once (March 17) with left wrist soreness and one game (April 13) with low back soreness… DNP (Coach's Decision) once… Scored in double figures 43 times, including two games with at least 20 points and one game with at least 30 points… Grabbed double-digit rebounds twice… Recorded double-digit assists nine times… Posted nine double-doubles, including one triple-double… Recorded five games with 10+ assists as a reserve, which passed **Brevin Knight** (four in 2001-02) for the single-season franchise record… Notched his first career double-double with 11 points and 12 assists on Oct. 26 vs. Orlando… Tallied his second straight double-double off the bench with 14 points and 10 assists on Oct. 28 vs. Chicago, joining **Brevin Knight** as the only players in franchise history to post consecutive point-assist double-doubles off the bench… Registered 12 points and a career-high 13 assists on Nov. 2 at Philadelphia… Posted his first career triple-double with 11 points, a career-high 10 rebounds and 11 assists in his first start of the season on Nov. 8 vs. Washington… Joined his father **Scottie Pippen** as the first father-son duo in NBA history to both notch triple-doubles… Posted a career-high 30 points (13-16 FG, 3-6 3P, 1-1 FT) and 10 assists on Nov. 23 at Chicago, becoming the first player to record 25+ points and 8+ assists while shooting 80%+ from the field at the United Center since his father **Scottie Pippen** in November 1995… Had 14 points and 12 assists on Dec. 8 at Washington… Recorded 18 points and a career-high five steals on Jan. 6 vs. Dallas… Recorded eight of his 10 assists in the fourth quarter on Feb. 2 at Milwaukee, a franchise record for a fourth quarter… Made a career-high four 3-pointers on Feb. 5 at Toronto… Tallied 17 points and tied career highs with 10 rebounds and five steals on March 27 at Oklahoma City… Scored 10+ points in 15 of his final 17 games… **Play-In:** Averaged 11.0 points, 3.5 rebounds and 3.5 assists in 32.0 minutes in two games against Golden State and Dallas… **Playoffs:** Started all four appearances during the Grizzlies' first round series against the Oklahoma City Thunder and averaged 18.3 points, 5.5 rebounds, 3.5 assists and 1.0 steals in 32.3 minutes… Scored in double figures three times, including two games with at least 20 points and one game with at least 30 points… Averaged 29.0 points in the final two games of the series… Grabbed double-digit rebounds once… Posted one double-double… Set postseason career highs with 30 points and 11 rebounds on April 26 vs. Oklahoma City.

2023-24 (Memphis): Appeared in 21 games (16 starts) in his second NBA season… Averaged 12.9 points, 3.2 rebounds, 4.7 assists and 1.7 steals in 25.1 minutes while shooting 49.3% from the field, 41.7% from 3-point range and 74.5% from the free throw line… After starting the season in the NBA G League with the South Bay Lakers, signed a two-way contract with the Memphis Grizzlies on Jan. 16… Missed 21 games… Sidelined 15 games due to injury, including 12 games (Feb. 14-March 12) with a lumbar disc bulge and three games (March 16-20) with a left shin contusion… Inactive six games (Jan. 18, Jan. 22, Jan. 26, Feb. 2, Feb. 6, Feb. 10) as a two-way transfer the Hustle… Scored in double figures 15 times, including two games with at least 20 points… Recorded double-digit assists once… Tallied three points in five minutes in his Grizzlies debut on Jan. 20 at Chicago… Recorded 15 points and six assists off the bench in a road win on Jan. 24 at Miami… Tallied a career-high 10 assists on March 13 vs. Charlotte… Recorded 18 points and a career-high four steals on March 22 at San Antonio… Tied his season high with four steals on April 5 vs. Detroit, April 9 vs. San Antonio and April 12 vs. LA Lakers… Scored 24 points on April 6 vs. Philadelphia and a season-high 28 points on April 12 vs. LA Lakers… **NBA G League: (Regular Season)** Appeared in five games (three starts) for South Bay and averaged 18.2 points, 6.4 rebounds, 5.8 assists and 2.8 steals in 30.8 minutes… Scored in double figures four times, including three games with at least 20 points… **(Showcase Cup)** Started all 12 appearances with South Bay and averaged 21.0 points, 4.8 rebounds, 6.0 assists and 2.0 steals in 30.2 minutes… Scored in double figures 11 times, including six games with at least 20 points and one 40-point performance… Scored 41 points on Dec. 10 vs. Ontario.

2022-23 (LA Lakers): Appeared in six games as a reserve in his rookie season… Averaged 2.3 points in 5.3 minutes… Selected to the 2023 Jordan Rising Stars as a member of the NBA G League Team as part of NBA All-Star Weekend 2023 in Salt Lake City… Missed 76 games… Sidelined one game (Feb. 9) while in concussion protocol… DNP (Coach's Decision) nine games… Inactive 66 games (Oct. 26-28, Nov. 2-6, Nov. 9-Dec. 16, Dec. 21, Dec. 25-Jan. 4, Jan. 18-22, Jan. 25-Feb. 7, Feb. 11-April 9) as a two-way transfer to the South Bay Lakers… Scored two points in two minutes in his NBA debut on Oct. 18 at Golden State… **NBA G League:** NBA G League All-Star with the South Bay Lakers… **(Regular Season)** Appeared in 19 games (four starts) for the South Bay Lakers and averaged 21.4 points, 4.1 rebounds, 5.6 assists and 1.6 steals in 27.9 minutes… One-time NBA G League Player of the Week (Dec. 19)… Scored in double figures 17 times, including 13 games with at least 20 points and two games with at least 30 points… Tallied two double-doubles… Registered 34 points on March 4 vs. Maine… **(Showcase Cup)** Appeared in 16 games (one start) and averaged 23.1 points, 3.2 rebounds, 4.9 assists and 1.7 steals in 29.0 minutes… Scored in double figures 15 times, including 11 games with at least 20 points and four games with at least 30 points… Scored 36 points on Nov. 23 vs. Oklahoma City.

SCOTTY PIPPEN JR.

COLLEGE CAREER

Played three years at Vanderbilt (2018-22)... Appeared in 90 games (89 starts) for the Commodores and averaged 17.5 points, 3.1 rebounds, 4.2 assists and 1.6 steals in 31.6 minutes… Consensus two-time All-SEC First Team selection (2021, 2022)… SEC All-Freshman Team (2020).

PERSONAL

Born Nov. 10, 2000 in Portland, Ore. and grew up in Florida and California... Son of Basketball Hall of Famer and six-time NBA champion Scottie Pippen… Played alongside future NBA players Marvin Bagley III, KJ Martin and Cassius Stanley at Sierra Canyon High School.

REGULAR SEASON CAREER HIGHS

MIN	36	04/10/2024, MEM AT CLE
FG	13	11/23/2024, MEM AT CHI
FGA	22	04/12/2024, MEM VS LAL
3P	4	02/05/2025, MEM AT TOR
3PA	7	01/06/2025, MEM VS DAL (3X)
FT	6	03/10/2025, MEM VS PHO (3X)
FTA	10	11/19/2024, MEM VS DEN
OREB	4	01/04/2025, MEM AT GSW
DREB	9	03/27/2025, MEM AT OKC (2X)
REB	10	03/27/2025, MEM AT OKC (2X)
AST	13	11/02/2024, MEM AT PHI
STL	5	03/27/2025, MEM AT OKC (2X)
TOV	7	03/27/2025, MEM AT OKC
BLK	2	04/05/2025, MEM AT DET (3X)
PTS	30	11/23/2024, MEM AT CHI

18 OLIVIER-MAXENCE PROSPER

HEIGHT 6'8" **WEIGHT** 215
POSITION FORWARD
PRIOR TO NBA MARQUETTE
NBA SEASONS 2 TWO-WAY CONTRACT

NBA REGULAR SEASON STATISTICS

SEASON	TM	G	GS	MP	FG	FGA	FG%	3P	3PA	3P%	FT	FTA	FT%	ORB	DRB	TRB	AST	STL	BLK	TOV	PF	PTS	RPG	APG	PPG
2023-24	DAL	40	1	336	40	104	.385	13	45	.289	28	41	.683	25	54	79	22	7	4	8	20	121	2.0	0.6	3.0
2024-25	DAL	52	4	584	70	174	.402	12	51	.235	49	76	.645	44	82	126	40	26	6	14	28	201	2.4	0.8	3.9
CAREER		**92**	**5**	**920**	**110**	**278**	**.396**	**25**	**96**	**.260**	**77**	**117**	**.658**	**69**	**136**	**205**	**62**	**33**	**10**	**22**	**48**	**322**	**2.2**	**0.7**	**3.5**

NBA PLAYOFFS STATISTICS

SEASON	TM	G	GS	MP	FG	FGA	FG%	3P	3PA	3P%	FT	FTA	FT%	ORB	DRB	TRB	AST	STL	BLK	TOV	PF	PTS	RPG	APG	PPG
2023-24	DAL	3	0	9	0	2	.000	0	0	-	0	0	-	0	3	3	1	0	0	0	0	0	1.0	0.3	0.0
CAREER		**3**	**0**	**9**	**0**	**2**	**.000**	**0**	**0**	**-**	**0**	**0**	**-**	**0**	**3**	**3**	**1**	**0**	**0**	**0**	**0**	**0**	**1.0**	**0.3**	**0.0**

NBA G LEAGUE REGULAR SEASON STATISTICS

SEASON	TM	G	GS	MP	FG	FGA	FG%	3P	3PA	3P%	FT	FTA	FT%	ORB	DRB	TRB	AST	STL	BLK	TOV	PF	PTS	RPG	APG	PPG
2023-24	TEX	24	24	807	154	301	.512	54	127	.425	46	60	.767	48	136	184	46	23	12	33	45	439	7.7	1.9	18.3
CAREER		**24**	**24**	**807**	**154**	**301**	**.512**	**54**	**127**	**.425**	**46**	**60**	**.767**	**48**	**136**	**184**	**46**	**23**	**12**	**33**	**45**	**439**	**7.7**	**1.9**	**18.3**

PRO CAREER

NBA Regular Season: Has appeared in 92 games (five starts) in two seasons with the Dallas Mavericks… Has averaged 3.9 points and 2.2 rebounds in 10.0 minutes while shooting 39.6% from the field and 65.8% from the free throw line… Has officially missed three games due to injury… Has scored in double figures 10 times, including two games with at least 20 points.

NBA Playoffs: Has appeared in three playoff games as a reserve for the Dallas Mavericks… Has totaled three rebounds and one assist in nine minutes.

NBA G League: Has started all 24 regular season appearances in one season with the Texas Legends… Has averaged 18.3 points, 7.7 rebounds and 1.9 assists in 33.6 minutes while shooting 51.2% from the field, 42.5% from 3-point range and 76.7% from the free throw line… Has scored in double figures in all 24 games, including 10 games with at least 20 points… Has grabbed double-digit rebounds seven times… Has posted seven double-doubles.

NBA Transactions: Selected by the Sacramento Kings with the 24th overall pick in the 2023 NBA Draft on June 22, 2023… Draft rights traded by the Sacramento Kings with Richaun Holmes to the Dallas Mavericks for cash considerations… Signed a multi-year contract with the Dallas Mavericks on July 16, 2023… Waived by the Dallas Mavericks on Aug. 29, 2025… Signed a two-way contract with the Memphis Grizzlies on Sept. 4, 2025.

2024-25 (Dallas): Appeared in 52 games (four starts) in his second NBA season… Averaged 3.9 points and 2.4 rebounds in 11.2 minutes while shooting 40.2% from the field and 64.5% from the free throw line… Missed 30 games… Sidelined 18 games due to injury, including five games (March 7-14) with a right wrist sprain and 13 games (March 16-April 11) with right wrist surgery… DNP (Coach's Decision) 12 times… Scored in double figures six times, including one game with at least 20 points… Matched his career high with eight rebounds on Jan. 20 at Charlotte… Tied his career high with 20 points on Jan. 27 vs. Washington… **Play-In:** Missed both play-in games against Sacramento and Memphis while recovering from right wrist surgery.

2023-24 (Dallas): Appeared in 40 games (one start) during his rookie NBA season… Averaged 3.0 points and 2.0 rebounds in 8.4 minutes while shooting 38.5% from the field and 68.3% from the free throw line… Missed 42 games… DNP (Coach's Decision) 21 times… Inactive 18 games while on assignment to the NBA G League… Inactive three additional games… Scored in double figures four times, including one game with at least 20 points… Logged one minute in his NBA debut on Nov. 3 at Denver… Scored

a career-high 20 points on Dec. 22 at Houston… Snared a career-high eight rebounds on April 14 at Oklahoma City… **Playoffs:** Made three appearances during the Mavericks' run to the NBA Finals and totaled three rebounds and one assist in nine minutes… **NBA G League: (Showcase Cup)** Played one game for the Texas Legends and tallied 19 points, nine rebounds, four assists, one steal and one block… **(Regular Season)** Started all 24 appearances and averaged 18.3 points, 7.7 rebounds, 1.9 assists and 1.0 steals in 33.6 minutes while shooting 51.2% from the field, 42.5% from 3-point range and 76.7% from the free throw line… Scored in double figures 24 times, including 10 games with at least 20 points… Grabbed double-digit rebounds seven times… Posted seven double-doubles.

NATIONAL TEAM

Helped Team Canada to a third-place finish at 2021 FIBA U19 World Cup in Latvia by averaging 6.4 points, 4.1 rebounds and 1.7 assists.

COLLEGE CAREER

Played two years at Marquette (2021-23) following one year at Clemson (2020-21)… Appeared in 68 games (61 starts) for the Golden Eagles and averaged 9.7 points and 4.0 rebounds in 25.2 minutes while shooting 49.3% from the field and 75.6% from the free throw line… Appeared in 22 games (two starts) for the Tigers and averaged 2.5 points in 9.7 minutes.

PERSONAL

Born July 3, 2002 in Montreal, Quebec, Canada… Nickname is "O-Max"… Son of Gaetan and Guylaine Prosper, who both played basketball at Concordia University in Montreal… Guylaine played for Team Canada in 1997… Sister, Cassandre, plays college basketball at Notre Dame and is a member of Team Canada… Attended Lake Forest Academy (IL) before transferring to NBA Academy Latin America in Mexico City to finish his high school career... Hosted a basketball camp in his native Montreal in the summer of 2024.

REGULAR SEASON CAREER HIGHS

MIN	37	04/14/2024, DAL AT OKC
FG	7	01/27/2025, DAL VS WAS
FGA	15	02/02/2025, DAL AT CLE
3P	3	12/11/2023, DAL AT MEM
3PA	6	02/02/2025, DAL AT CLE (3X)
FT	7	12/22/2023, DAL AT HOU
FTA	9	01/23/2025, DAL AT OKC (2X)
OREB	5	12/22/2023, DAL AT HOU
DREB	6	01/20/2025, DAL AT CHA
REB	8	01/20/2025, DAL AT CHA (2X)
AST	6	02/12/2025, DAL VS GSW
STL	3	02/06/2025, DAL AT BOS
TOV	3	12/22/2023, DAL AT HOU
BLK	2	01/31/2025, DAL AT DET
PTS	20	01/27/2025, DAL VS WAS (2X)

10 JAVON SMALL

HEIGHT 6'1" **WEIGHT** 190
POSITION GUARD
PRIOR TO NBA WEST VIRGINIA
NBA SEASONS ROOKIE TWO-WAY CONTRACT

NCAA STATISTICS

SEASON	TM	G	GS	MP	FG	FGA	FG%	3P	3PA	3P%	FT	FTA	FT%	ORB	DRB	TRB	AST	STL	BLK	TOV	PF	PTS	RPG	APG	PPG
2021-22	E CAROLINA	16	0	147	10	38	.263	5	23	.217	7	7	1.000	1	9	10	17	1	0	9	7	32	0.6	1.1	2.0
2022-23	E CAROLINA	18	17	625	83	209	.397	36	108	.333	82	96	.854	15	71	86	100	22	4	61	34	284	4.8	5.6	15.8
2023-24	OK STATE	31	31	1022	149	338	.441	61	163	.374	110	127	.866	12	135	147	127	31	8	97	54	469	4.7	4.1	15.1
2024-25	W VIRGINIA	32	32	1156	183	438	.418	83	235	.353	146	166	.880	15	116	131	180	49	11	87	48	595	4.1	5.6	18.6
CAREER		**97**	**80**	**2950**	**425**	**1023**	**.415**	**185**	**529**	**.350**	**345**	**396**	**.871**	**43**	**331**	**374**	**424**	**103**	**23**	**254**	**143**	**1380**	**3.9**	**4.4**	**14.2**
E CAROLINA		**34**	**17**	**772**	**93**	**247**	**.377**	**41**	**131**	**.313**	**89**	**103**	**.864**	**16**	**80**	**96**	**117**	**23**	**4**	**70**	**41**	**316**	**2.8**	**3.4**	**9.3**
OK STATE		**31**	**31**	**1022**	**149**	**338**	**.441**	**61**	**163**	**.374**	**110**	**127**	**.866**	**12**	**135**	**147**	**127**	**31**	**8**	**97**	**54**	**469**	**4.7**	**4.1**	**15.1**
W VIRGINIA		**32**	**32**	**1156**	**183**	**438**	**.418**	**83**	**235**	**.353**	**146**	**166**	**.880**	**15**	**116**	**131**	**180**	**49**	**11**	**87**	**48**	**595**	**4.1**	**5.6**	**18.6**

PRO CAREER

NBA Transactions: Selected by the Memphis Grizzlies with the 48th overall pick in the 2025 NBA Draft on June 26, 2025… Signed a two-way contract with the Memphis Grizzlies on July 10, 2025.

COLLEGE CAREER

Played one year at West Virginia (2024-25) following one year at Oklahoma State (2023-24) and two years at East Carolina (2021-23)… Appeared in 97 games (80 starts) during his collegiate career and averaged 14.2 points, 3.9 rebounds, 4.4 assists and 1.1 steals in 30.4 minutes… Started all 32 appearances for the Mountaineers and averaged 18.6 points, 4.1 rebounds, 5.6 assists and 1.5 steals in 36.1 minutes… One-time AP All-American Honorable Mention (2025)… One-time All-Big 12 First Team (2025)… Three-time Big 12 Player of the Week… Started all 31 appearances with the Cowboys and averaged 15.1 points, 4.7 rebounds, 4.1 assists and 1.0 steals in 33.0 minutes… One-time Big 12 Honorable Mention (2024)… Played 34 games (17 starts) for the Pirates and averaged 9.3 points, 2.8 rebounds and 3.4 assists in 22.7 minutes.

PERSONAL

Born Dec. 19, 2002 in South Bend, Ind… Son of Jovanna Wright… Averaged 11.0 points, 2.8 rebounds, 3.2 assists and 1.8 steals as a senior at Arizona Compass Prep, helping the team to a 28-2 record and a semifinal berth at the 2021 Geico High School Nationals… Previously attended Franklin Central High School in Indianapolis for two years following his freshman year at Riley High School in South Bend.

24 CAM SPENCER

HEIGHT 6'3" **WEIGHT** 201
POSITION GUARD
PRIOR TO NBA UCONN
NBA SEASONS 1

NBA REGULAR SEASON STATISTICS

SEASON	TM	G	GS	MP	FG	FGA	FG%	3P	3PA	3P%	FT	FTA	FT%	ORB	DRB	TRB	AST	STL	BLK	TOV	PF	PTS	RPG	APG	PPG
2024-25	MEM	25	1	252	34	82	.415	19	53	.358	19	19	1.000	12	18	30	34	9	1	6	23	106	1.2	1.4	4.2
CAREER		25	1	252	34	82	.415	19	53	.358	19	19	1.000	12	18	30	34	9	1	6	23	106	1.2	1.4	4.2

NBA G LEAGUE REGULAR SEASON STATISTICS

SEASON	TM	G	GS	MP	FG	FGA	FG%	3P	3PA	3P%	FT	FTA	FT%	ORB	DRB	TRB	AST	STL	BLK	TOV	PF	PTS	RPG	APG	PPG
2024-25	MHU	5	5	162	33	68	.485	18	41	.439	10	14	.714	4	10	14	21	5	2	5	11	102	2.8	4.2	20.4
CAREER		5	5	162	33	68	.485	18	41	.439	10	14	.714	4	10	14	21	5	2	5	11	102	2.8	4.2	20.4

PRO CAREER

NBA Regular Season: Appeared in 25 games (one start) during his rookie season with the Memphis Grizzlies… Has averaged 4.2 points, 1.2 rebounds and 1.4 assists in 10.1 minutes while shooting 41.5% from the field, 35.8% from 3-point range and 100% from the free throw line… Has officially missed 32 games due to injury, 14 games as a DNP (Coach's Decision) and 11 games as a two-way transfer to the NBA G League… Has scored in double figures three times, including one game with at least 20 points.

NBA G League: Has started all five regular season appearances in one season with the Memphis Hustle… Has averaged 20.4 points, 2.8 rebounds, 4.2 assists and 1.0 steals in 32.4 minutes while shooting 48.5% from the field, 43.9% from 3-point range and 71.4% from the free throw line… Has scored in double figures five times, including three games with at least 20 points.

NBA Transactions: Selected by the Detroit Pistons with the 53rd overall pick in the 2024 NBA Draft on June 27, 2024… As part of a multi-team trade, draft rights traded by the Detroit Pistons to the Memphis Grizzlies on July 6, 2024… Signed a two-way contract with the Memphis Grizzlies on July 8, 2024… Signed a multi-year contract with the Memphis Grizzlies on July 14, 2025.

2024-25 (Memphis): Split his rookie season between the Memphis Grizzlies and Memphis Hustle as a two-way player… Appeared in 25 games (one start) for the Grizzlies and averaged 4.2 points, 1.2 rebounds and 1.4 assists in 10.1 minutes while shooting 41.5% from the field, 35.8% from 3-point range and 100% from the free throw line… Made all 19 of his free throw attempts… Missed 57 games… Sidelined 32 games due to injury, including the first 15 games of the season (Oct. 23-Nov. 19) with a right ankle sprain and 17 games (Jan. 9-Feb. 12) with a left thumb fracture/surgery recovery… DNP (Coach's Decision) 14 times… Inactive 11 games (Nov. 25-Dec. 5, Dec. 13, Feb. 20-25) as a two-way transfer to the NBA G League's Memphis Hustle… Scored in double figures three times, including one game with at least 20 points… Recorded one rebound, two assists and one block in nine minutes in his NBA debut on Nov. 20 vs. Philadelphia… Recorded 14 points and a career-high five assists in 25 minutes on Dec. 8 at Washington… Registered 16 points and a career-high three steals on March 10 vs. Phoenix… Set career highs with 23 points (8-19 FG, 5-13 3P, 2-2 FT) and seven assists and tied a career best with three steals in 37 minutes in his first career start on April 13 vs. Dallas… **NBA G League:** Started all eight appearances for the Memphis Hustle and averaged 23.5 points, 3.6 rebounds, 3.5 assists and 1.0 steals in 32.2 minutes while shooting 53.8% from the field, 49.3% from 3-point range and 76.5% from the free throw line… Scored in double figures in all eight games, including four games with at least 20 points and one 50-point performance… **(Showcase Cup)** Started three games and averaged 28.7 points, 5.0 rebounds and 2.3 assists in 31.8 minutes… Scored in double figures in three games, including a G League career-high 51 points (18-24 FG, 12-15 3P, 1-1 FT) on Dec. 2 vs. Birmingham, the highest individual point total during the 2024-25 Showcase Cup… **(Regular Season)** Started five games and averaged 20.4 points, 2.8 rebounds, 4.2 assists and 1.0 steals in 32.4 minutes… Scored in double figures in five games, including three games with at least 20 points.

CAM SPENCER

COLLEGE CAREER

Played one year at UConn (2023-24), where he helped guide the Huskies to the 2024 national championship as the starting point guard… Started all 40 games for the Huskies and averaged 14.3 points, 4.9 rebounds, 3.6 assists and 1.5 steals in 33.0 minutes while shooting 48.4% from the field, 44.0% from 3-point range and 91.1% from the free throw line… Selected All-Big East First Team (2024) and named to the NCAA Final Four All-Tournament Team (2024)… Before transferring to UConn, played one year (2022-23) at Rutgers… Started all 34 appearances for the Scarlet Knights and averaged 13.2 points, 3.8 rebounds, 3.1 assists and 2.0 steals in 31.5 minutes while shooting 44.4% from the field, 43.4% from 3-point range and 89.4% from the free throw line… Named All-Big Ten Honorable Mention (2023)… Before transferring to Rutgers, played three years (2019-22) at Loyola Maryland… Appeared in 58 games (42 starts) with the Greyhounds and averaged 14.6 points, 4.2 rebounds, 3.1 assists and 1.4 steals in 32.4 minutes while shooting 47.1% from the field, 38.8% from 3-point range and 85.1% from the free throw line… All-Patriot League First Team (2022).

PERSONAL

Born April 6, 2000 in Davidsonville, Md. outside Baltimore... Son of Donna and Bruce Spencer… Has two older brothers, Pat and Will… Pat, currently with the Golden State Warriors, was a four-time All-American lacrosse player at Loyola Maryland, winning the Tewaaraton Award as the nation's top player as a senior… Cam also played varsity lacrosse as a junior and senior and was named All-Star Conference First Team as a senior… Six-time letter winner and honor roll student at Boys' Latin School of Maryland and named 2019 Maryland Interscholastic Athletic Association Player of the Year after averaging 25.0 points, 7.0 rebounds and 4.5 assists as a senior.

REGULAR SEASON CAREER HIGHS

MIN	37	04/13/2025, MEM VS DAL
FG	8	04/13/2025, MEM VS DAL
FGA	19	04/13/2025, MEM VS DAL
3P	5	04/13/2025, MEM VS DAL
3PA	13	04/13/2025, MEM VS DAL
FT	4	12/29/2024, MEM AT OKC (2X)
FTA	4	12/29/2024, MEM AT OKC (2X)
OREB	2	04/13/2025, MEM VS DAL (4X)
DREB	3	12/29/2024, MEM AT OKC (2X)
REB	5	12/29/2024, MEM AT OKC
AST	7	04/13/2025, MEM VS DAL
STL	3	04/13/2025, MEM VS DAL (2X)
TOV	1	04/08/2025, MEM AT CHA (6X)
BLK	1	11/20/2024, MEM VS PHI
PTS	23	04/13/2025, MEM VS DAL

0 JAYLEN WELLS

HEIGHT 6'6 1/2" **WEIGHT** 206
POSITION WING
PRIOR TO NBA WASHINGTON STATE
NBA SEASONS 1

NBA REGULAR SEASON STATISTICS

SEASON	TM	G	GS	MP	FG	FGA	FG%	3P	3PA	3P%	FT	FTA	FT%	ORB	DRB	TRB	AST	STL	BLK	TOV	PF	PTS	RPG	APG	PPG
2024-25	MEM	79	74	2043	287	676	.425	138	392	.352	111	135	.822	87	181	268	135	44	8	69	146	823	3.4	1.7	10.4
CAREER		**79**	**74**	**2043**	**287**	**676**	**.425**	**138**	**392**	**.352**	**111**	**135**	**.822**	**87**	**181**	**268**	**135**	**44**	**8**	**69**	**146**	**823**	**3.4**	**1.7**	**10.4**

PRO CAREER

NBA Regular Season: Appeared in 79 games (74 starts) during his rookie season with the Memphis Grizzlies… Averaged 10.4 points, 3.4 rebounds and 1.7 assists in 25.9 minutes while shooting 42.5% from the field, 35.2% from 3-point range and 82.2% from the free throw line… Has officially missed three games due to injury… Has scored in double figures 42 times, including four games with at least 20 points and one game with at least 30 points… Has grabbed double-digit rebounds once… Has posted one double-double… 2024-25 All-Rookie First Team selection who finished third in the Rookie of the Year voting.

NBA Transactions: Selected by the Memphis Grizzlies with the 39th overall pick in the 2024 NBA Draft on June 27, 2024… Signed a multi-year contract with the Memphis Grizzlies on July 6, 2024.

Honors: All-Rookie First Team (2024-25)...Western Conference Rookie of the Month (October/November 2024)...Rising Stars (2025).

2024-25 (Memphis): Appeared in 79 games (74 starts) during his rookie NBA season… Averaged 10.5 points, 3.4 rebounds and 1.7 assists in 25.9 minutes while shooting 42.5% from the field, 35.2% from 3-point range and 82.2% from the free throw line… All-Rookie First Team selection who finished third in the Rookie of the Year voting… 2025 Rising Stars selection and a member of the winning Rising Stars team that advanced to Sunday's NBA All-Star Game… Named the Western Conference Rookie of the Month for October/November… Led rookies in wins, starts and 3-pointers made… The only 2024 second round draft pick with a double-digit scoring average… Missed the final three games of the season (April 10-13) with a right wrist fracture, concussion and facial laceration sustained on April 8 at Charlotte… Scored in double figures 42 times, including four games with at least 20 points and one game with at least 30 points… Grabbed double-digit rebounds once… Posted one double-double… Recorded six points, one assist and one steal in 23 minutes in his NBA debut on Oct. 23 at Utah… Recorded 16 points and seven rebounds in 36 minutes in his first career start on Oct. 31 vs. Milwaukee… Scored 20 points (7-10 FG, 5-7 3P) on Nov. 6 vs. LA Lakers… Tallied 26 points (10-14 FG, 6-10 3P) and a career-high six assists on Nov. 23 at Chicago… Totaled a career-high 30 points (11-16 FG, 8-9 3P) with zero turnovers on Jan. 3 at Sacramento, tying **Juan Carlos Navarro** and **Jevon Carter** for the franchise rookie record for 3-pointers made… Became the third rookie in franchise history to record 30 points without a turnover, joining **Shareef Abdur-Rahim** and **Rudy Gay**… Posted his lone double-double with 17 points and a career-high 11 rebounds on Jan. 6 vs. Dallas… Scored seven of his 19 points in overtime to help Memphis defeat Phoenix 151-148 on Feb. 25… **Play-In:** Inactive twice (April 15-18) with a right wrist fracture, concussion and facial laceration… **Playoffs:** Inactive all four games during the Grizzlies' first round series with the Oklahoma City Thunder with a right wrist fracture, concussion and facial laceration.

JAYLEN WELLS

COLLEGE CAREER

Played one year at Washington State (2023-24)… Appeared in 34 games (20 starts) for the Cougars and averaged 12.6 points, 4.6 rebounds and 1.2 assists in 29.2 minutes… All-Pac-12 Honorable Mention (2024)… Before transferring to Washington State, played two seasons at Division II's Sonoma State, where he was named the 2022-23 California Collegiate Athletic Association (CCAA) Player of the Year and selected to the 2022-23 CCAA All-First Team after averaging a league-leading 22.1 points and tying the league lead with 8.7 rebounds… Also shot 52.3% from the field (fourth in the CCAA) and 85.8% from the free throw line (second).

PERSONAL

Born Aug. 26, 2003 in Sacramento, Calif… Son of Laketia and Fred Wells… Co-founder of Sleep Nation, a cultural initiative to provide mentorship, guidance, community and growth opportunities for young basketball players… A two-year varsity player who won the 2021 Folsom High School Athlete of the Year award.

REGULAR SEASON CAREER HIGHS

MIN	40	02/25/2025, MEM VS PHO
FG	11	01/03/2025, MEM AT SAC
FGA	16	01/03/2025, MEM AT SAC
3P	8	01/03/2025, MEM AT SAC
3PA	10	03/09/2025, MEM AT NOP (4X)
FT	10	01/06/2025, MEM VS DAL
FTA	11	01/06/2025, MEM VS DAL
OREB	4	03/09/2025, MEM AT NOP
DREB	9	01/06/2025, MEM VS DAL
REB	11	01/06/2025, MEM VS DAL
AST	6	03/03/2025, MEM VS ATL (2X)
STL	3	01/11/2025, MEM AT MIN
TOV	4	03/09/2025, MEM AT NOP (3X)
BLK	1	03/09/2025, MEM AT NOP (8X)
PTS	30	01/03/2025, MEM AT SAC

5 VINCE WILLIAMS JR.

HEIGHT 6'6" **WEIGHT** 205
POSITION WING
PRIOR TO NBA VCU
NBA SEASONS 3

NBA REGULAR SEASON STATISTICS

SEASON	TM	G	GS	MP	FG	FGA	FG%	3P	3PA	3P%	FT	FTA	FT%	ORB	DRB	TRB	AST	STL	BLK	TOV	PF	PTS	RPG	APG	PPG
2022-23	MEM	15	1	105	12	40	.300	4	28	.143	2	2	1.000	4	11	15	4	6	2	5	12	30	1.0	0.3	2.0
2023-24	MEM	52	33	1436	169	379	.446	79	209	.378	104	130	.800	59	231	290	175	47	34	92	135	521	5.6	3.4	10.0
2024-25	MEM	27	5	499	67	167	.401	26	95	.274	19	24	.792	22	76	98	55	12	7	33	45	179	3.6	2.0	6.6
CAREER		**94**	**39**	**2040**	**248**	**586**	**.423**	**109**	**332**	**.328**	**125**	**156**	**.801**	**85**	**318**	**403**	**234**	**65**	**43**	**130**	**192**	**730**	**4.3**	**2.5**	**7.8**

NBA PLAYOFFS STATISTICS

SEASON	TM	G	GS	MP	FG	FGA	FG%	3P	3PA	3P%	FT	FTA	FT%	ORB	DRB	TRB	AST	STL	BLK	TOV	PF	PTS	RPG	APG	PPG
2024-25	MEM	3	0	38	4	7	.571	4	7	.571	2	2	1.000	1	6	7	4	2	1	3	3	14	2.3	1.3	4.7
CAREER		**3**	**0**	**38**	**4**	**7**	**.571**	**4**	**7**	**.571**	**2**	**2**	**1.000**	**1**	**6**	**7**	**4**	**2**	**1**	**3**	**3**	**14**	**2.3**	**1.3**	**4.**

NBA G LEAGUE REGULAR SEASON STATISTICS

SEASON	TM	G	GS	MP	FG	FGA	FG%	3P	3PA	3P%	FT	FTA	FT%	ORB	DRB	TRB	AST	STL	BLK	TOV	PF	PTS	RPG	APG	PPG
2022-23	MHU	8	8	246	49	75	.653	16	35	.457	17	21	.810	13	51	64	13	14	6	14	26	143	8.0	1.6	17.9
CAREER		**8**	**8**	**246**	**49**	**75**	**.653**	**16**	**35**	**.457**	**17**	**21**	**.810**	**13**	**51**	**64**	**13**	**14**	**6**	**14**	**26**	**143**	**8.0**	**1.6**	**17.9**

PRO CAREER

NBA Regular Season: Three-year veteran has appeared in 94 games (39 starts) for the Memphis Grizzlies… Has averaged 7.8 points, 4.3 rebounds and 2.5 assists in 21.7 minutes while shooting 42.3% from the field, 32.8% from 3-point range and 80.1% from the free throw line… Has officially missed 94 games due to injury, 35 games as a DNP (Coach's Decision) and 23 games while transferred to the NBA G League… Has scored in double figures 35 times, including four games with at least 20 points… Has grabbed double-digit rebounds six times… Has posted four double-doubles.

NBA Playoffs: Has competed in three postseason games as a reserve for the Memphis Grizzlies… Has averaged 4.7 points, 2.3 rebounds and 1.3 assists in 12.7 minutes while shooting 57.1% from the field, 57.1% from 3-point range and 100% from the free throw line… Has scored in double figures once… DNP (Coach's Decision) once.

NBA G League: Has started all eight regular season games with the Memphis Hustle… Has averaged 17.9 points, 8.0 rebounds, 1.6 assists and 1.75 steals in 30.7 minutes while shooting 65.3% from the field, 45.7% from 3-point range and 81.0% from the free throw line… Has scored in double figures eight times, including four games with at least 20 points… Has grabbed double-digit rebounds twice… Has posted two double-doubles.

NBA Transactions: Selected by the Memphis Grizzlies with the 47th overall pick in the 2022 NBA Draft on June 23, 2022… Signed a two-way contract with the Memphis Grizzlies on July 2, 2022… Signed a multi-year contract with the Memphis Grizzlies on Jan. 10, 2024.

Honors: NBA Rising Stars (2024).

2024-25 (Memphis): Appeared in 27 games (five starts) in his third NBA season… Averaged 6.6 points, 3.6 rebounds and 2.0 assists in 18.5 minutes while shooting 40.1% from the field and 79.2% from the free throw line… Missed 55 games due to injury/illness, including the first 12 games of the season (Oct. 23-Nov. 13) with a left tibial stress reaction, 35 games (Nov. 20-Feb. 3) with a right ankle sprain, three games (Feb. 12, Feb. 21, March 1) with left knee soreness, one game (March 10) with right foot soreness, one game (March 15) with right ankle soreness and three games (April 1-5) due to illness… Scored in double figures six times… Grabbed double-digit rebounds once… Posted one double-double… Scored a season-high 15 points on March 3 vs. Atlanta and

VINCE WILLIAMS JR.

matched that total on March 25 at Utah… Recorded his lone double-double of the season with 12 points and a season-high 11 rebounds, including a career-high five offensive rebounds, on April 13 vs. Dallas… **Play-In:** Grabbed one rebound in five minutes over two games against Golden State and Dallas… **Playoffs:** Appeared in three games as a reserve during the Grizzlies' first round series against the Oklahoma City Thunder and averaged 4.7 points, 2.3 rebounds and 1.3 assists in 12.7 minutes… Scored in double figures once.

2023-24 (Memphis): Appeared in 52 games (33 starts) in his second NBA season… Averaged 10.0 points, 5.6 rebounds and 3.4 assists in 27.6 minutes while shooting 44.6% from the field, 37.8% from 3-point range and 80.0% from the free throw line… Signed a multi-year contract with the Grizzlies on Jan. 10 after starting the season on a two-way contract… Selected to the 2024 Panini Rising Stars as part of NBA All-Star Weekend 2024 in Indianapolis and recorded three points, two assists and one steal in eight minutes in the first round of the event on Feb. 16… Missed 30 games… Sidelined 22 games due to injury, including two games (Jan. 3-5) with left foot soreness, one game (Jan. 29) with left knee soreness, one game (Feb. 4) with left wrist soreness and the final 18 games of the season (March 10-April 14) with left patellar tendonitis… DNP (Coach's Decision) eight games… Scored in double figures 28 times, including four games with at least 20 points… Grabbed double-digit rebounds five times… Posted three double-doubles… Hauled down a career-high 11 rebounds on Dec. 23 at Atlanta and tied that mark on Dec. 28 at Denver and Feb. 8 vs. Chicago… Recorded 19 points and nine rebounds on Jan. 7 at Phoenix… Led the team to victory with 24 points in a career-high 38 minutes in the 22nd Annual Martin Luther King Jr. Day Celebration Game on Jan. 15 vs. Golden State… Tallied his first career double-double with 18 points and 10 rebounds on Jan. 22 at Toronto… Scored a career-high 25 points (8-10 FG, 5-6 3P, 4-4 FT) on Jan. 24 at Miami… Registered a career-high nine assists on Feb. 12 vs. New Orleans and March 6 at Philadelphia… Set career highs by shooting 12-of-14 from the free throw line on Feb. 14 vs. Houston.

2022-23 (Memphis): Appeared in 15 games (one start) during his rookie season… Averaged 2.0 points and 1.0 rebounds in 7.0 minutes while shooting 30.0% from the field… Missed 67 games… Sidelined 17 games due to injury/illness, including one game (Dec. 15) with left hip soreness, one game (Dec. 17) with a non-COVID illness and 15 games (March 5-31) with right shoulder soreness… DNP (Coach's Decision) 27 times… Inactive 23 times (Nov. 15-18, Nov. 22, Nov. 27, Dec. 2, Dec. 7-12, Dec. 20-31, Jan. 9-16, Jan. 20-22, Feb. 2, Feb. 25, March 1) while on a two-way transfer with the Memphis Hustle… Scored in double figures once… Logged six minutes in his NBA debut on Oct. 22 at Dallas… Played all 48 minutes and recorded 15 points and eight rebounds in his first career start on April 9 at Oklahoma City… **NBA G League: (Regular Season)** Started all eight regular season appearances for the Memphis Hustle and averaged 17.9 points, 8.0 rebounds, 1.6 assists and 1.75 steals in 30.7 minutes while shooting 65.3% from the field and 45.7% from 3-point range… Scored in double figures eight times, including four games with at least 20 points… Grabbed double-digit rebounds twice… Posted two double-doubles… **(Showcase Cup)** Started all seven appearances during the NBA G League Showcase Cup and averaged 15.3 points, 5.6 rebounds, 1.6 assists and 1.43 steals in 30.9 minutes… Scored in double figures six times, including one game with at least 20 points.

COLLEGE CAREER

Played four years at VCU (2018-22)… Appeared in 110 games (54 starts) and averaged 8.6 points, 4.4 rebounds, 1.9 assists and 1.18 steals in 23.4 minutes while shooting 44.0% from the field, 36.7% from 3-point range and 77.3% from the free throw line… Two-time All-Atlantic 10 selection, garnering First Team honors as a senior and Third Team as a junior… One-time Atlantic 10 Player of the Week.

PERSONAL

Born Aug. 30, 2000 in Toledo, Ohio… Majored in interdisciplinary studies at VCU… Selected First Team All-Ohio as a junior and senior at St. John's Jesuit High School.

REGULAR SEASON CAREER HIGHS

MIN	48	04/09/2023, MEM AT OKC	FT	10	02/14/2024, MEM VS HOU	AST	9	03/06/2024, MEM AT PHI (2X)
FG	8	01/28/2024, MEM AT IND (2X)	FTA	12	02/14/2024, MEM VS HOU	STL	3	02/14/2024, MEM VS HOU (5X)
FGA	21	04/09/2023, MEM AT OKC	OREB	5	04/13/2025, MEM VS DAL	TOV	6	03/08/2024, MEM VS ATL
3P	5	01/24/2024, MEM AT MIA	DREB	11	02/15/2024, MEM VS MIL (2X)	BLK	3	03/02/2024, MEM VS POR (3X)
3PA	14	04/09/2023, MEM AT OKC	REB	12	02/15/2024, MEM VS MIL	PTS	25	01/24/2024, MEM AT MIA

HC TUOMAS IISALO

Head Coach

7 SANTI ALDAMA

Position: Forward
Height: 6-11
Weight: 224
Prior to NBA: Loyola (MD)/Spain

3 KENTAVIOUS CALDWELL-POPE

Position: Wing
Height: 6-5
Weight: 204
Prior to NBA: Georgia/USA

15 BRANDON CLARKE

Position: Forward
Height: 6-7 ¾
Weight: 210
Prior to NBA: Gonzaga/Canada

23 CEDRIC COWARD

Position: Wing
Height: 6-5 ¼
Weight: 213
Prior to NBA: Washington State/USA

14 ZACH EDEY

Position: Center
Height: 7-3 ¾
Weight: 299
Prior to NBA: Purdue/Canada

16 PJ HALL

Position: Center
Height: 6-8 ¼
Weight: 240
Prior to NBA: Clemson/USA

45 GG JACKSON II

Position: Forward
Height: 6-9
Weight: 215
Prior to NBA: South Carolina/USA

8 JAREN JACKSON JR.

Position: Forward/Center
Height: 6-11
Weight: 242
Prior to NBA: Michigan State/USA

2 TY JEROME

Position: Guard
Height: 6-5
Weight: 200
Prior to NBA: Virginia/USA

46 JOHN KONCHAR

Position: Wing
Height: 6-4 ¾
Weight: 210
Prior to NBA: Fort Wayne/USA

31 JOCK LANDALE

Position: Center
Height: 6-11
Weight: 255
Prior to NBA: St.Mary's/Australia

12 JA MORANT

Position: Guard
Height: 6-2 ½
Weight: 175
Prior to NBA: Murray State/USA

1 SCOTTY PIPPEN JR.

Position: Guard
Height: 6-1 ½
Weight: 190
Prior to NBA: Vanderbilt/USA

18 OLIVIER-MAXENCE PROSPER

Position: Forward
Height: 6-8
Weight: 215
Prior to NBA: Marquette/Canada

10 JAVON SMALL

Position: Guard
Height: 6-1
Weight: 190
Prior to NBA: West Virginia/USA

24 CAM SPENCER

Position: Guard
Height: 6-3
Weight: 201
Prior to NBA: UConn/USA

0 JAYLEN WELLS

Position: Wing
Height: 6-6 ½
Weight: 206
Prior to NBA: Washington State/USA

5 VINCE WILLIAMS JR.

Position: Wing
Height: 6-6
Weight: 205
Prior to NBA: VCU/USA

ROSTER

NO.	PLAYER	POSITION	HEIGHT	WEIGHT	DATE OF BIRTH	PRIOR TO NBA/HOME COUNTRY	YEARS PRO
7	Santi Aldama	F	6-11	224	1/10/2001	Loyola (MD)/Spain	4
3	Kentavious Caldwell-Pope	W	6-5	204	2/18/1993	Georgia/USA	12
15	Brandon Clarke	F	6-7 ¾	210	9/19/1996	Gonzaga/Canada	6
23	Cedric Coward	W	6-5 ¼	213	9/11/2003	Washington State/USA	R
14	Zach Edey	C	7-3 ¾	299	5/14/2002	Purdue/Canada	1
16	PJ Hall *2W*	C	6-8 ¼	240	2/21/2002	Clemson/USA	1
45	GG Jackson II	F	6-9	215	12/17/2004	South Carolina/USA	2
8	Jaren Jackson Jr.	F/C	6-11	242	9/15/1999	Michigan State/USA	7
2	Ty Jerome	G	6-5	200	7/8/1997	Virginia/USA	6
46	John Konchar	W	6-4 ¾	210	3/22/1996	Fort Wayne/USA	6
31	Jock Landale	C	6-11	255	10/25/1995	St. Mary's/Australia	4
12	Ja Morant	G	6-2 ½	175	8/10/1999	Murray State/USA	6
1	Scotty Pippen Jr.	G	6-1 ½	190	11/10/2000	Vanderbilt/USA	3
18	Olivier-Maxence Prosper *2W*	F	6-8	215	7/3/2002	Marquette/Canada	2
10	Javon Small *2W*	G	6-1	190	12/19/2002	West Virginia/USA	R
24	Cam Spencer	G	6-3	201	4/6/2000	UConn/USA	1
0	Jaylen Wells	W	6-6 ½	206	8/26/2003	Washington State/USA	1
5	Vince Williams Jr.	W	6-6	205	8/30/2000	VCU/USA	3

* - 2W indicates a Two-Way Player who will be eligible to play for the Memphis Grizzlies and the NBA G League's Memphis Hustle.

COACHING AND MEDICAL STAFF

Head Coach.....Tuomas Iisalo (Finland)

Assistant Coach.....Darnell Lazare (Louisiana State)

Assistant Coach.....Jason March (Florida State)

Assistant Coach.....Ryan Saunders (Minnesota)

Assistant Coach.....Erik Schmidt (Michigan)

Player Development Coach.....Brian "Penny" Collins (Belmont)

Head of Sports Medicine.....Eric Oetter (Georgia)

Head Athletic Trainer.....Katie Babcock (UC Davis)

NUMERICAL ROSTER

0	Jaylen Wells	**10**	Javon Small	**24**	Cam Spencer
1	Scotty Pippen Jr.	**12**	Ja Morant	**31**	Jock Landale
2	Ty Jerome	**14**	Zach Edey	**45**	GG Jackson II
3	Kentavious Caldwell-Pope	**15**	Brandon Clarke	**46**	John Konchar
5	Vince Williams Jr.	**16**	PJ Hall		
7	Santi Aldama	**18**	Olivier-Maxence Prosper		
8	Jaren Jackson Jr.	**23**	Cedric Coward		

PRONUNCIATION GUIDE

Santi Aldama (sahn-tee all-DAH-ma)

Kentavious Caldwell-Pope (ken-tave-ee-ous)

Cedric **Coward** (COW-erd)

Zach **Edey** (EE-dee)

Tuomas Iisalo (twa-mas EE-za-low)

Jock **Landale** (LAN-dale)

John **Konchar** (con-char)

Ja **Morant** (mo-RANT)

Eric **Oetter** (Otter)

Olivier-Maxence Prosper (oh-LIV-ee-ay MAX-ahnce)

Javon Small (ja-VON)

HOW THE GRIZZLIES WERE BUILT

THROUGH THE DRAFT (7)

Jaren Jackson Jr.	2018 NBA Draft (4th overall, first round); signed multi-year contract on July 1, 2018; signed multi-year contract extension on Oct. 18, 2021; renegotiated and signed a multi-year contract extension on July 13, 2025
Ja Morant	2019 NBA Draft (2nd overall, first round); signed multi-year contract on July 1, 2019; signed multi-year contract extension on July 6, 2022
Vince Williams Jr.	2022 NBA Draft (47th overall, second round); signed two-way contract on July 2, 2022; signed multi-year contract on Jan. 10, 2024
GG Jackson II	2023 NBA Draft (45th overall, second round); signed two-way contract on Aug. 31, 2023; signed multi-year contract on Feb. 9, 2024
Zach Edey	2024 NBA Draft (9th overall, first round); signed multi-year contract on July 6, 2024
Jaylen Wells	2024 NBA Draft (39th overall, second round); signed multi-year contract on July 6, 2024
Javon Small	2025 NBA Draft (48th overall, second round); signed two-way contract on July 10, 2025

THROUGH TRADE (5)

Brandon Clarke	Draft rights (21st overall in 2019) acquired from the Oklahoma City Thunder for the draft rights to Darius Bazley (23rd overall) and a 2024 second round draft pick on July 6, 2019; signed multi-year contract on July 6, 2019; signed multi-year contract extension on Oct. 16, 2022
Santi Aldama	Draft rights (30th overall in 2021) acquired from the Utah Jazz for the draft rights to Jared Butler (40th overall in 2021) and two future second round draft picks on Aug. 7, 2021; signed a multi-year contract on Aug. 8, 2021; re-signed a multi-year contract on July 15, 2025
Cam Spencer	Draft rights (53rd overall in 2024) acquired from the Detroit Pistons for the draft rights to Ulrich Chomche (57th overall in 2024) and a future protected second round pick on July 6, 2024; signed two-way contract on July 8, 2024; re-signed to multi-year contract on July 14, 2025
Kentavious Caldwell-Pope	Acquired from the Orlando Magic with Cole Anthony, four future first round draft picks and one future first round pick swap for Desmond Bane on June 15, 2025
Cedric Coward	Draft rights (11th overall in 2025) acquired from the Portland Trail Blazers for the draft rights to Yang Hansen (16th overall in 2025), a future first round draft pick and two future second round draft picks

THROUGH FREE AGENCY (6)

John Konchar	Signed a two-way contract on July 7, 2019; re-signed to a multi-year contract on Nov. 22, 2020; signed a multi-year contract extension on July 7, 2022
Scotty Pippen Jr.	Signed two-way contract on Jan. 16, 2024; signed multi-year contract on Oct. 15, 2024
Ty Jerome	Signed a multi-year contract on July 14, 2025
Jock Landale	Signed a contract on July 15, 2025
PJ Hall	Signed a two-way contract on July 20, 2025
Olivier-Maxence Prosper	Signed a two-way contract on Sept. 4, 2025

13
JACKSON JR.
HOUSTON
7
MEMPHIS
14
HOUSTON
12
SONIC
Pinnacle
HALF

EXECUTIVE
NIKE
Robinhood
MEMPHIS
8

EXECUTIVE

ROBERT PERA

CHAIRMAN AND CONTROLLING OWNER

Robert Pera has served as Chairman and Controlling Owner of the Grizzlies since 2012. Pera has made significant investments into the Grizzlies, and under his stewardship, the organization has experienced unprecedented success, including a club-record 56-win season and the club's first appearance in the Western Conference Finals. More importantly, Pera has stayed true to his commitment to "make a positive and meaningful difference in the community," becoming a strong supporter of the Grizzlies Foundation. Understanding the power of sport to transform lives, particularly those of children at risk, the Grizzlies Foundation has invested significantly in: increasing the number of high school graduates prepared for success in college and the workforce; enabling positive adult mentors to engage in youth mentoring and development; and ensuring that all Memphians have access to healthy exercise spaces. The Grizzlies are the first professional sports team ever to receive the prestigious President's Council on Fitness, Sports and Nutrition Award in recognition of exemplary service to the broader community.

Pera established his first computer services company at the age of 16, and founded Ubiquiti Inc., a next-generation, global communications technology company, with $30,000 of his personal savings. Pera saw an opportunity to enhance existing 802.11 WiFi technology such that it could be used to bring the internet to underserved areas (e.g., rural areas and developing regions) lacking the infrastructure to access the internet through traditional avenues. Ubiquiti has since successfully expanded into new market segments (e.g., enterprise-class networking and security equipment). Under Pera's leadership, Ubiquiti has made meaningful progress towards closing the digital divide. Ubiquiti's community of grass roots operators have connected millions of people to the Internet in some of the most remote regions in the world. Pera continues to serve as Ubiquiti's Chief Executive Officer and Chairman, roles for which he does not receive any equity compensation.

Pera has received numerous accolades and widespread media recognition, including Top 10 "Young and Powerful CEOs under 40" and Top 10 "Youngest Billionaires in the World." Pera earned a Bachelor of Arts in Japanese Language, a Bachelor of Science in Electrical Engineering and a Master of Science in Electrical Engineering, all from the University of California, San Diego. Upon graduating, he accepted a position as a hardware engineer at Apple where he worked until leaving to launch Ubiquiti.

JOE ABADI

DIRECTOR

Joe Abadi has served as Director of the Memphis Grizzlies since 2014.

BASKETBALL OPS
NIKE
Robinhood
MEMPHIS
14

BASKETBALL OPS



ZACHARY Z. KLEIMAN

PRESIDENT & GENERAL MANAGER OF BASKETBALL OPERATIONS

Zachary Z. Kleiman, President & General Manager of Basketball Operations, enters his 10th season with the Memphis Grizzlies. As the Grizzlies' lead basketball operations executive and personnel decision-maker, Kleiman oversees and manages all basketball matters, including professional and amateur scouting, draft preparations, player acquisitions, salary cap management, team operations and sports medicine programming.

Under Kleiman, the Grizzlies have achieved franchise firsts by securing the No. 2 seed in the Western Conference Playoffs and capturing the Southwest Division title during the 2021-22 and 2022-23 seasons. He was recognized as the NBA Basketball Executive of the Year, becoming the youngest recipient of the award, after Memphis tied the club record with a 56-26 record during the 2021-22 season. In his six seasons leading Basketball Operations, six different Grizzlies have been selected to the NBA All-Rookie Teams, the most by any NBA team in that span.

Kleiman served as the Grizzlies' Assistant General Manager during the 2018-19 season and joined the organization in 2015 as the team's in-house legal counsel.

Prior to joining the Grizzlies, Kleiman practiced law at Proskauer Rose LLP, an international law firm based in New York. At Proskauer, Kleiman represented clients in the sports industry – including the National Basketball Association, Major League Soccer, Major League Baseball and the Buffalo Bills – in connection with an array of corporate matters, including team acquisitions and sales, financings, media rights, sponsorships and other commercial transactions.

Kleiman began his career in professional sports with internships with the then-Charlotte Bobcats (Basketball Operations), Oakland Raiders (Legal), Los Angeles Lakers (Public Relations) and New York Knicks (Basketball Operations).

Kleiman, who also serves on the Board of Directors of CodeCrew, a Memphis-based nonprofit organization, earned his bachelor's degree in psychology from the University of Southern California and his J.D. from the Duke University School of Law.

TAYSHAUN PRINCE

VICE PRESIDENT OF BASKETBALL AFFAIRS

Tayshaun Prince enters his ninth season in the Memphis Grizzlies' front office and his seventh as Vice President of Basketball Affairs. He serves as a mentor for younger players on the team, consults with the team's front office and coaching staff and assists in the scouting and evaluation of pro and college personnel.

Prince returned to Memphis in 2017 as Special Advisor to the General Manager following a 14-year NBA career during which he captured the 2003-04 NBA championship as a member of the Detroit Pistons, earned four consecutive All-Defensive Second Team honors (2004-08) and helped lead the Grizzlies to the Western Conference Finals in 2013.

Selected 23rd overall in the 2002 NBA Draft, Prince appeared in 1,017 regular season games (902 starts) for the Pistons, Grizzlies, Boston Celtics and Minnesota Timberwolves and averaged 11.1 points, 4.3 rebounds and 2.4 assists in 31.0 minutes. He ranks fifth in Pistons franchise history in games played (792) and 3-point field goals made (510), eighth in points (10,006) and blocks (448) and ninth in assists (2,074).

Prior to his NBA career, Prince enjoyed a four-year collegiate career at the University of Kentucky, where he was named the Southeastern Conference Player of the Year and earned Consensus All-American Second Team honors in 2001. He graduated with a degree in sociology.

Prince was a member of the 2008 United States Men's National Basketball Team, which won the gold medal in the 2008 Summer Olympics in Beijing, China.

RICH CHO

VICE PRESIDENT OF BASKETBALL STRATEGY

Rich Cho enters his seventh season with the Memphis Grizzlies as Vice President of Basketball Strategy. Cho assists President & General Manager of Basketball Operations Zach Kleiman in various aspects of Basketball Operations, including salary cap matters, basketball analytics, player contracts and player acquisitions.

A native of Myanmar who immigrated to the United States with his family in 1968 when he was three years old, Cho became the first Asian-American general manager in American major league sports when he served as General Manager of the Portland Trail Blazers in 2010-11. He then worked seven seasons (2011-18) as General Manager of the Charlotte Hornets, where he served as the franchise's lead Basketball Operations executive.

Prior to his stint in Portland, Cho spent 10 seasons (2000-10) as Assistant General Manager of the Seattle SuperSonics/Oklahoma City Thunder. He entered the NBA in 1995 as an intern with the SuperSonics while earning a law degree from Pepperdine University School of Law. After serving as a part-time consultant for the SuperSonics in 1997, Cho was hired as the team's director of basketball affairs in 1998 before being promoted to Assistant General Manager in 2000.

A member of the Washington State Bar, Cho also served as Vice President of Legal for the SuperSonics from 2005-07 in addition to his duties as Assistant GM. Following the team's move to Oklahoma City, Cho also oversaw the Thunder's NBA G League affiliate, the Tulsa 66ers, and their run to the championship game in 2009-10.

Cho earned an engineering degree from Washington State University and worked as an engineer at Boeing in Seattle from 1989-94 before leaving to enroll at Pepperdine in order to pursue his passion in professional sports. His law degree from Pepperdine includes an emphasis in sports law, contract negotiations and dispute resolution.

During his internship with the SuperSonics, Cho, along with two Microsoft programmers, helped design and implement one of the NBA's most advanced and comprehensive college and professional player evaluation systems that integrates player statistics, scouting information and contract details.

An avid explorer of restaurants and cuisine, Cho founded an interactive food blog site called Bigtime Bites (bigtimebites.com) to bring basketball fans and food lovers across the country together. Cho also enjoys staying active by playing basketball, tennis, ping pong and pickleball in his spare time. During the 2017 NBA Summer League in Las Vegas, Cho won the NBA Summer League Table Tennis Challenge Benefitting St. Jude Children's Research Hospital for the second time (previously won in 2013). As a competitive pickleball player, Cho is sponsored by Onix Pickleball. Cho won the 2018 U.S. Mid-Atlantic Regional Pickleball Championships and 2019 Thailand Open and has played in both the U.S. Open and U.S. National Pickleball Championships. Cho and his wife, Julie, have two daughters, Miranda and Annika.

BASKETBALL OPS

CHRIS MAKRIS

VICE PRESIDENT OF PLAYER PERSONNEL

Chris Makris enters his 12th season with the Memphis Grizzlies and his fourth as Vice President of Player Personnel. Makris oversees all aspects of the Grizzlies' player evaluation process, including preparation for the NBA draft, free agency and trade opportunities. In addition, he is an integral part of the team's strategic process regarding salary cap and collective bargaining agreement-related decisions.

Before joining the Grizzlies, Makris served nine seasons as general manager of the NBA G League's Iowa Energy. Appointed as Iowa's GM at age 27, Makris guided the franchise to four division titles and the 2011 NBA G League championship. He became the NBA G League's all-time leader for regular season wins by a general manager and the only GM in league history to guide his teams to four division crowns. Under his direction, the Energy tied a league record by qualifying for the playoffs four consecutive seasons (2008-12).

The Rhinelander, Wisc., native has one son, Hudson. He attended Drake University, where he played quarterback on the football team.

CHANTAL HASSARD

VICE PRESIDENT OF TEAM OPERATIONS AND STRATEGIC INITIATIVES

Chantal Hassard enters her third season as Vice President of Team Operations and Strategic Initiatives. An original member of the franchise's Basketball Operations department, Hassard has worked closely with each head coach since the team's inaugural season in Vancouver in 1995.

Expanding from various roles, which included six seasons as Vice President of Team Operations and Player Programs, Hassard directs strategic planning and oversees social impact programs, while guiding athlete acclimation as the primary point of engagement for the organization. She also engages with internal operations and stakeholders with oversight on operational engagement and planning to advance key initiatives. Prior to joining the Grizzlies, Hassard began her sports career in 1993 as the team operations assistant for the NHL's Vancouver Canucks.

Hassard supports the National Bone Marrow Donor Program and animal welfare organizations.

ELLIOT PERRY

DIRECTOR OF PLAYER SUPPORT

Memphis native Elliot Perry enters his 19th season with the Memphis Grizzlies and 12th in the Basketball Operations department as Director of Player Support. In this role, Perry's responsibilities include but are not limited to preparing Grizzlies players for life after basketball and advising with respect to community investment. In addition, Perry has been a limited partner of the Grizzlies' ownership group since 2005 and is entering his 17th season on the team's radio broadcast as an analyst alongside play-by-play announcer Eric Hasseltine.

A graduate of Treadwell High School, Perry started every game in his four-year collegiate career (1987-91) with his hometown Memphis State Tigers and led his team to two NCAA Tournament berths, including a second round appearance in 1987, before graduating with a degree in marketing. Selected 37th overall in the 1991 NBA Draft, Perry played 10 seasons in the NBA for seven different teams, including a two-game stint with the Grizzlies in his final season (2001-02). Perry, who became known as "Socks" because of his trademark knee-highs, finished runner-up for the 1995 NBA Most Improved Player Award as a member of the Phoenix Suns.

Perry, a 2009 inductee in the Tennessee Sports Hall of Fame, is committed to making a difference in his community. He founded the SOCKS (Supporting Our Community and KidS) Banquet to provide financial support to those organizations that are making a difference in the Memphis area as it relates to kids. Perry also is an active member of the Grizzlies Foundation mentoring programs and serves as Chairman of the Grizzlies Foundation Board. He also is a current board member of the National Civil Rights Museum, New Hope Christian Academy and Grizzlies Prep.

GLEN GRUNWALD

SENIOR ADVISOR

Glen Grunwald enters his seventh season with the Memphis Grizzlies as Senior Advisor for the franchise's Basketball Operations department, bringing over 20 years of senior executive experience to the Grizzlies following his tenures with the Toronto Raptors and New York Knicks. Hired by the Knicks in 2006, Grunwald spent seven seasons (2006-13) in New York, including the last two as Executive Vice President and General Manager, constructing a roster that won 54 games in his final season at the helm (2012-13). An original member of Toronto's front office, Grunwald served a decade (1994-2004) with the Raptors, including his final seven seasons (1997-2004) as General Manager, and led the organization to its first three playoff appearances (2000-02).

Prior to joining the Raptors, Grunwald also spent four years as Vice President, General Counsel for the Denver Nuggets. Grunwald, who earned Canadian citizenship in 1999, also worked for two years (2004-06) as President and CEO of the Toronto Board of Trade before joining the Knicks. Grunwald also has experience at the college and international level, having worked four seasons (2014-18) as Director of Athletics and Recreation at McMaster University in Hamilton, Ontario, Canada and as the President and CEO of Canada Basketball for three years (2018-21). He is the co-founder and chairman of HoopDome, Toronto's premier public basketball facility, and co-owner of the SwishZone basketball training facilities in Canada. Grunwald also serves as a mediator for ADR Chambers in Toronto.

The Chicago native graduated from Indiana University, where he co-captained the Hoosiers' 1981 NCAA Championship team before being drafted by the Boston Celtics in the 1981 NBA Draft. He earned his law degree from Northwestern in 1984 and added a master's degree in business administration from Indiana in 1986.

BASKETBALL OPS

TUOMAS IISALO

HEAD COACH

Tuomas Iisalo enters his first season as head coach of the Memphis Grizzlies after being named to the position on May 2, 2025. Iisalo originally joined the organization for the 2024-25 season as an assistant coach before being elevated to interim head coach on March 28, 2025.

Before coming to the NBA, Iisalo enjoyed a highly successful and decorated coaching career in Europe, where he led Paris Basketball to the EuroCup championship and earned EuroCup Coach of the Year honors during the 2023-24 season. The architect of the top offense in competition history, Iisalo guided Paris to a 20-1 record and the title in his first and the club's second EuroCup season.

Iisalo also was named the 2024 LNB Pro A Coach of the Year after guiding Paris to the French Leaders Cup title and French LNB Pro A Finals. He also was selected as head coach of Team World in the LNB All-Star Game. Paris' 25-game winning streak across competitions stands as the longest ever in the French league.

In addition to his accomplishments with Paris Basketball, Iisalo won consecutive Bundesliga Coach of the Year awards in his two seasons (2021-23) as head coach of Telekom Baskets Bonn in Germany. He was named the 2023 Champions League Coach of the Year after leading Baskets Bonn to the 2023 Champions league title. Iisalo also coached five seasons (2016-21) in Germany for Crailsheim Merlins.

The first Finnish-born head coach in NBA history, Iisalo played his entire 14-year professional basketball career in his native Finland and won the 2009 Finnish Cup with Espoon Honka before beginning his coaching career as head coach of Tapiolan Honka (2014-15). He also played 57 games for the Finnish men's national team.

Iisalo has a wife and three children.

DARNELL LAZARE

ASSISTANT COACH

Darnell Lazare rejoins the Grizzlies for his fourth season with the franchise and his first as an assistant coach under head coach Tuomas Iisalo.

Lazare returns to Memphis after a six-year stint with the New Orleans Pelicans, where he served one season (2019-20) as a player development coach, four seasons (2020-24) as an assistant coach/player development and one season (2024-25) as an assistant coach.

He previously worked three seasons with the Grizzlies, including two seasons (2016-17, 2018-19) as a player development coach and assistant video coordinator and one season (2017-18) as an assistant coach with the NBA G League's Memphis Hustle. He coached with the NBA G League's Iowa Energy during the 2014-15 season.

Following a four-year collegiate career at Louisiana State, Lazare played professionally in the NBA G League for the Maine Red Claws, Fort Wayne Mad Ants and Idaho Stampede and internationally in Sweden, Ukraine, Australia, New Zealand and Canada. He earned All-Star selections in the Ukrainian SuperLeague in 2009, the NBA G League in 2012, in Australia's National Basketball League in 2013.

JASON MARCH

ASSISTANT COACH

Jason March enters his 21st NBA season and 16th with the Grizzlies organization. He enters his eighth season as an NBA assistant coach and second under head coach Tuomas Iisalo.

March served five seasons as head coach of the Grizzlies' NBA G League affiliate, the Memphis Hustle, and guided the team to a regular season record of 103-93 (.526). He was named NBA G League Coach of the Month in November 2019 in his first month on the sidelines. Thirteen Hustle players earned Call-Ups during his tenure.

March spent nine seasons (2007-16) in his first stint with the Grizzlies, including the final three seasons (2013-16) as an assistant coach and advance scout, and coached the Grizzlies' summer league team to the championship at Orlando Pro Summer League in 2015. He began his time in Memphis in the video department and eventually earned the title of Director of Basketball Information and Technologies.

March's NBA experience also includes three seasons (2016-19) as an assistant coach with the Sacramento Kings and two seasons (2005-07) as an assistant video coordinator with the Phoenix Suns, where he was part of the 2007 Phoenix Mercury WNBA championship team.

The Florida native and Florida State University graduate resides in Olive Branch, Miss., with his wife Barkley and two children, Easton and Oakley.

BASKETBALL OPS

RYAN SAUNDERS

ASSISTANT COACH

Ryan Saunders enters his first season with the Grizzlies as an assistant coach under head coach Tuomas Iisalo.

Saunders joins the Grizzlies following three seasons (2022-25) as an assistant coach with the Denver Nuggets, where he helped guide the franchise to its first NBA championship when the Nuggets defeated the Miami Heat in the 2023 NBA Finals.

Before his time in Denver, Saunders served seven seasons (2014-21) with the Minnesota Timberwolves, starting as an assistant coach in 2014 under his father Flip Saunders. He was promoted to interim head coach in 2019 following the departure of Tom Thibodeau, and at age 32, he became the youngest to win his NBA head coaching debut since 1978.

Minnesota named Saunders head coach on May 20, 2019, and he served the next two seasons as the youngest head coach in the NBA despite a decade of coaching experience. He began his coaching career with a five-season stint (2009-14) as an assistant coach for the Washington Wizards, where he became known for creating extensive scouting reports and statistical analysis.

A graduate of the University of Minnesota, Saunders worked under Tubby Smith as an assistant coach at his alma mater following a four-year collegiate career with the Golden Gophers, where he was a two-time captain, four-time scholar athlete award winner and a 2006 Big Ten All-Academic selection. He earned his bachelor's degree in sport management.

Saunders is the son of Debbie and Flip Saunders, a 17-year NBA coaching veteran and the all-time winningest coach in Minnesota Timberwolves franchise history.

ERIK SCHMIDT

ASSISTANT COACH

Erik Schmidt enters his seventh season with the Grizzlies and second season as an assistant coach under head coach Tuomas Iisalo.

Before joining the Grizzlies' coaching staff, Schmidt served two seasons as head video coordinator and worked in various capacities with respect to video and player development after his arrival in Memphis in 2019.

Schmidt also has served two seasons (2017-19) as an assistant coach at Northwood University (MI), one season (2016-17) as the video coordinator at the University of Wisconsin-Milwaukee and two seasons (2014-16) as a graduate intern at the University of Michigan.



BRIAN "PENNY" COLLINS

PLAYER DEVELOPMENT COACH

Brian "Penny" Collins enters his first season with the Grizzlies as a player development coach under head coach Tuomas Iisalo.

Collins joins the Grizzlies with deep ties to the state of Tennessee following a successful seven-year tenure (2018-25) as the head men's basketball coach at Tennessee State University, where he earned recognition for his ability to recruit and develop transfers from high-major programs and help them reach their potential. While at TSU, Collins coached over 20 players who went on to play at the professional level.

Before accepting the head coaching position at TSU, Collins served one season (2017-18) as an assistant coach at Illinois State and two seasons (2015-17) as an assistant coach at East Tennessee State. He previously served three seasons (2012-15) as the head coach at Columbia State, three seasons (2009-12) as an assistant coach at Cumberland (NAIA) and two seasons (2007-09) at TSU as a graduate assistant and director of basketball operations.

Before his coaching career, Collins had a successful playing career at Belmont University, where he captained the first team in program history to go to the NCAA Tournament in 2006 and graduated as the Bruins' all-time Division I leader for assists and steals. Following his college career, he played professionally for the Kouvot Bears in Finland, where he teamed with Iisalo, and the Bakersfield Jam of the NBA Development League.

Collins earned a bachelor's degree in physical education from Belmont in 2006 and later pursued a graduate degree in sports administration from Tennessee State in 2009. He has a wife, Lakeya, and one son, History.



ERIC OETTER

HEAD OF SPORTS MEDICINE

Eric Oetter enters his 10th season with the Grizzlies and his eighth as Head of Sports Medicine. He leads a team that includes athletic trainers, physical therapists, performance coaches, sport scientists, psychologists, nutritionists, and chefs, all working together to support the health and performance of Grizzlies athletes.

Before joining the Grizzlies, Oetter was a Ph.D. candidate in Applied Physiology at Georgia Tech, where he studied brain and nervous system rehabilitation. He holds a Doctor of Physical Therapy degree from Emory University and a Bachelor's degree in Exercise and Sport Science from the University of Georgia. He is also a Certified Strength and Conditioning Specialist through the National Strength and Conditioning Association.

CHELSI DAY

DIRECTOR OF MENTAL PERFORMANCE AND WELLNESS

Chelsi Day enters her fourth season with the Grizzlies as Director of Mental Performance and Wellness. A clinical psychologist specializing in sport and performance psychology and a Certified Mental Performance Consultant, she is responsible for the mental performance enhancement and mental health support for players, staff, and families.

Before coming to Memphis, Day spent six years in collegiate athletics as a sport psychologist in the athletics departments at The Ohio State University and Indiana University. She earned her Master and Doctorate in Clinical Psychology at Antioch University New England in Keene, N.H. In addition, she obtained a Master of Applied Sport Psychology from The Chicago School of Professional Psychology.



CHRIS CHASE

DIRECTOR OF PERFORMANCE

Chris Chase enters his ninth season with the Grizzlies and eighth as Director of Performance. He previously served as a strength and conditioning coach for the Atlanta Hawks and the University of Southern California.

Chase holds a Bachelor of Science degree in Exercise Science from the University of Connecticut, a Master of Science degree in Strength and Conditioning from Springfield College and is certified by the National Strength and Conditioning Association as a Certified Strength and Conditioning Specialist.

BASKETBALL OPS



MICHAEL RONCARATI

HEAD OF RECONDITIONING

Michael Roncarati enters his 13th NBA season, his seventh season with the Memphis Grizzlies and his fourth as Head of Reconditioning. Roncarati, who joined the Grizzlies in 2019 as Director of Rehabilitation after previously serving on the training staffs of the Golden State Warriors, Atlanta Hawks and Sacramento Kings, manages reconditioning cases.

The Cumberland, R.I., native earned his Doctor of Physical Therapy degree from Northeastern University in Boston in 2011.

JARRED BOYD

DIRECTOR OF REHABILITATION

Jarred Boyd enters his seventh season with the Memphis Grizzlies and fourth as Director of Rehabilitation. Boyd, who joined the Grizzlies in 2019 as a performance therapist, is a board-certified sports clinical specialist and is responsible for leading the rehabilitation team in the pursuit of reducing athletic performance constraints.

The Roanoke, Va. native attended Shenandoah University in Winchester, Virginia, and has performed clinical rotations at The University of Tennessee, United States Air Force Academy, and EXOS, ultimately earning a Master's in Athletic Training and a Doctorate in Physical Therapy.

KATIE BABCOCK

HEAD ATHLETIC TRAINER

Katie Babcock enters her fifth season with the Memphis Grizzlies and second season as Head Athletic Trainer following three seasons as Assistant Athletic Trainer. Prior to joining the Grizzlies, Babcock served for four seasons as Head Athletic Trainer for the Stockton Kings, the NBA G League affiliate of the Sacramento Kings.

Babcock is a Licensed Athletic Trainer as well as a Licensed Massage Therapist. She received her Master's of Athletic Training from the University of Arkansas and her bachelor's degree from the University of California, Davis.

BASKETBALL OPS

Colin Anschuetz

Nolan Anschuetz

Chance Arnold

Sarah Barron

Cody Benz

Danielle Boiago


Jair Bolden

Kirk Caliendo

JT Campbell


De'Jun Canady

Austin Chambers

Mark Cheung

Tim Chung


Nick Covington

Wes Crump

Joey Davey

Winta Desta

Walter Doty

Tommy Eames

Brady Graber

Nick Green

Ben House

Adam Johansen

Kyle Lodermeier

Charlie Logan

Ivan Lukic

Daniel Marcus

Tiffany Maye-Clarke

Cory McCain

Erin McKinney

Branko Miljkovic

Briane Miller

Orenthal Monk

Dylan Mortimer

Sydney Myers

Chinedu Nwachukwu

Jason Pagenkopf

Kyle Peterson

Davide Prati

Megan Rath

Eric Rubenstein

Garrett Sams

Rob Sanicola

Jakob Schmidt

Eric Schmitt

Patrick Stark

Ryleigh Taylor

Ty Thabit


Ike Udanoh

Sam Walstrum

Mike Whalen

Mitch Wilbekin

Greg Word

NOT PICTURED:

Scott Bullock
Ethan Carpenter
Marius Flachenecker
Jackson Hoy
Ty Lai
Jimmie Mancell
Durwood McCoy
Jake Rosen
Ricky Scricca
Robel Taame
Henry Ward
Sean Warfield

MEMPHIS HUSTLE

NBA G LEAGUE

The Memphis Hustle enters its ninth season as the NBA G League affiliate of the Memphis Grizzlies. The Hustle have had 20 players earn NBA Call Ups in franchise history, including a league-high five players during the 2023-24 season.

The Hustle are coached by Rob Sanicola, who enters his first season as head coach after serving last season as an assistant coach.

The team practices at the Built Ford Tough Training Facility at FedExForum and plays its home games at Landers Center in Southaven, Mississippi.

As of 2025 training camp, 12 members of the Grizzlies' 2025-26 roster have prior NBA G League experience. Six of those players have spent time with the Hustle.

BUSINESS OPS

JASON WEXLER

PRESIDENT

Jason Wexler joined the Memphis Grizzlies in 2013 and currently serves as President with responsibilities for the Grizzlies organization and FedExForum. His previous roles with the team include President of Business Operations and Chief Operating Officer.

Prior to the Grizzlies, Wexler served as President of the Henry Turley Company, where he was responsible for spearheading efforts to realize compelling city center development initiatives and managing the day-to-day operations of a full-service real estate firm. Before that, he founded the real estate development and investment firm Greenhat Partners LLC and was a partner in the Memphis law firm of Hanover, Walsh, Jalenak and Blair, PLLC.

Wexler currently serves on the Board of Directors for Neighborhood Preservation, Inc., the Memphis Brand Initiative, the Memphis Brooks Museum of Art and the Grizzlies Foundation.

Wexler earned a Bachelor of Science in Architecture from the University of Virginia and a Juris Doctor from Columbia Law School.

CHRISTOPHER HANDY

SENIOR VICE PRESIDENT, BUSINESS ADMINISTRATION

Christopher Handy joined the Memphis Grizzlies in October 2025 and currently serves as Senior Vice President of Business of Administration with responsibilities for the Finance, People & Culture, Business Intelligence and certain IT functions of the organization.

Prior to the Grizzlies, Handy served as a founder and CEO of the experiential marketing agency, Engine Shop, where he was responsible for managing the day-to-day operations of the agency, business development, private equity ownership reporting, and executive-level client relations. He also brings his prior experiences as a corporate lawyer at Katten Muchin Rosenman LLP, in-house counsel for business affairs at the United States Tennis Association, and a certified public accountant who worked at EY in NYC.

Handy earned a Bachelor of Science in Business Administration (Accounting) from Georgetown University and a Juris Doctor from Harvard Law School.

ARNETRIA BOWMAN

VICE PRESIDENT OF PEOPLE AND CULTURE

Arnetria Bowman begins her 22nd season with the Memphis Grizzlies and her 11th as Vice President of People and Culture, where she leads with a clear purpose: creating an environment where people thrive and the organization excels. A trusted advisor to the president and executive leadership team, she shapes and drives the Grizzlies' comprehensive talent strategy focusing on attracting, developing and retaining top talent while cultivating a culture of engagement, inclusivity and performance.

With more than two decades of human resources experience spanning hospitality, retail, supply chain and logistics and e-commerce fulfillment, she brings both breadth and depth to her role. Her leadership has been instrumental in aligning people strategies with business objectives, ensuring that team members feel valued, supported and empowered to deliver their best work both on and off the court.

She earned her bachelor's degree in human resources management and is an active member of the National Society of Human Resources, the Association of Talent Development and the International Foundation of Employee Benefit Plans. Outside of work, she finds joy in traveling with her husband, BJ, and cherishes her role as proud mother to their daughter, Alexis. She resides in Memphis, where her commitment to community and culture continues to extend beyond the workplace.

LAUREN CARNELL

VICE PRESIDENT OF MARKETING

Lauren Carnell enters her fifth season with the Memphis Grizzlies as Vice President of Marketing. In this role, Carnell spearheads the development and execution of a cohesive marketing strategy encompassing all Memphis Basketball brands, including the Memphis Grizzlies, FedExForum, Memphis Hustle and Grind City Media. Her responsibilities span branding, creative strategy, targeted advertising, marketing technology and analytics, ticket sales, fan engagement and fostering fan loyalty.

Prior to joining the Grizzlies in December 2021, Carnell worked for LVMH, AutoZone and Varsity Spirit.

Carnell was born and raised in the Washington, D.C., metro area and graduated from Boston College as a Division 1 field hockey student athlete. After college, she went on to play internationally, eventually retiring her stick in exchange for a desk job. When Carnell is not hyping the team, she can be found spending her free time with her husband and two young children.

DWIGHT JOHNSON

VICE PRESIDENT OF ARENA OPERATIONS

Dwight Johnson enters his eighth season with the Memphis Grizzlies as Vice President of Arena Operations, supervising and directing facility operations, event booking, guest services and facility contractors at FedExForum.

Prior to joining the Grizzlies in March 2018, Johnson spent 13 years with SMG in Richmond, Va, where the private management company oversaw the Richmond Coliseum, Altria Theater, Dominion Energy Center and Bon Secours Washington Football Training Center. He finished his career at SMG as general manager with a strong background in building operations, construction and event management.

Johnson began his career in facility management in operations at the Pete Maravich Assembly Center on the campus of Louisiana State University. While employed at the arena, Johnson was promoted several times, including his final position as director, overseeing all daily operations and booking for the facility. During his time at LSU, Johnson had the opportunity to oversee many national sporting events, including the NCAA Women's Basketball Regional, Men's Basketball NIT Tournament games and the SEC Championship Events.

A native of Thibodaux, La., Johnson is a graduate of Louisiana State University. Johnson and his wife, Katy, have two children, Avery Kate and Drew.



JOY NORTON

VICE PRESIDENT OF FINANCE

Joy Norton enters her fourth season with the Memphis Grizzlies as Vice President of Finance.

Norton is responsible for all financial and accounting operations for the Memphis Grizzlies and related entities. She is also responsible for all financial reporting, tax compliance and fiscal management of the organization. Norton's team recently received accolades for excellence in finance, including the MVP award, from the league office.

Prior to joining the Grizzlies in April 2022, Norton was the Director of Finance and Accounting at the NCAA National Office in Indianapolis for 12 years. She has also held leadership and accounting positions at Sallie Mae and KPMG in Indianapolis. Norton is a member of the Indiana CPA Society and the American Institute of Certified Public Accountants.

Norton is a native of Pendleton, Ind., and a graduate of the Indiana University Kelley School of Business and Ball State University. She is married to Michael Norton, a realtor with RE/MAX Experts in Germantown, Tenn. They have two children: Drew, a sportswriter who lives in Los Angeles, and Karli, a community relations coordinator and content creator for Aveda Institute in Carmel, Ind.

DENNIS O'CONNOR

VICE PRESIDENT & HEAD OF TICKETING

Dennis O'Connor enters his 24th season with the Memphis Grizzlies as Vice President & Head of Ticketing.

Initially hired as Director of Ticket Sales and Service, O'Connor helped develop the Grizzlies sales and service department for the franchise's inaugural season in Memphis. He then led the successful transition of the team's season ticket base from the Pyramid to FedExForum. Promoted to his current role in 2025, he is responsible for all aspects of the team's ticket operations and ticket sales and service department, including all strategic planning and execution for season, partial plan, group and premium sales and service efforts, as well as all youth basketball initiatives.

Originally from Connecticut, O'Connor began his career in sports selling minor league hockey tickets in Richmond, Va. Afterward, he went to minor league baseball, where he transitioned from a group sales manager to Director of Ticket Operations for the Rancho Cucamonga Quakes in the California League. Prior to joining the Grizzlies, he served as Vice President of Ticket Sales and Marketing for the Utah Grizzlies of the American Hockey League (AHL).

O'Connor is a graduate of the University of Richmond with an undergraduate degree in economics and a master's degree in sports management.

ABUSHERI OHWOFASA

VICE PRESIDENT OF COMMUNITY ENGAGEMENT &
EXECUTIVE DIRECTOR, MEMPHIS GRIZZLIES FOUNDATION

Abusheri Ohwofasa enters her eighth season with the Memphis Grizzlies as Vice President of Community Engagement and Executive Director of the Memphis Grizzlies Foundation and her 22nd season in the NBA family.

Ohwofasa is responsible for developing, implementing and achieving the social impact initiatives of the organization. She leads all aspects of the Grizzlies' community strategy to help improve the lives of youth and families through three core pillars: education, health & fitness and service. In addition, she ensures alignment with all NBA Cares and player initiatives. As the Executive Director of the Grizzlies Foundation, she oversees foundation grant making and sets strategy and vision for unique mentoring opportunities and partnerships that provide a path for youth to be successful. The Memphis Grizzlies Foundation has invested more than $54.5 million.

Prior to joining the Grizzlies, Ohwofasa worked for the Golden State Warriors for 14 seasons and received three NBA Championship rings during her tenure. She was responsible for the organization's community relations efforts, alumni relations, donation fulfillments, player and coach community engagement and appearances, community ambassador scheduling and corporate sponsored community partnerships.

Ohwofasa is a native of Jackson, Miss. and a graduate of Spelman College. In 2024, she was named to the American Heart Association Go Red Woman of Impact nominees. She was awarded 40 Under 40 Urban Elite Professional in 2021 and was in the 2020 Leadership Memphis Executive Class. Ohwofasa serves as a board member of the YMCA of Memphis & Mid-South and is on the State of Tennessee Department of Children Services (DCS) Community Advisory Board for Shelby County, Tenn. In addition, she is a member of the National Alumnae Association of Spelman College (NAASC) and serves as the Vice President of the Memphis Chapter. She is also a member of Women in Sports & Events (WISE) and Delta Sigma Theta Sorority, Inc.

JOHN PUGLIESE

VICE PRESIDENT OF BROADCAST AND PRODUCTION, BRAND MARKETING & EXECUTIVE PRODUCER, GRIND CITY MEDIA

John Pugliese enters his 28th season with the Memphis Grizzlies as Vice President of Broadcast & Production, Brand Marketing and Executive Producer of Grind City Media, where he manages the strategy and day-today operations of digital content, broadcast, social, game entertainment, promotions, events, regional marketing, retail and esports departments for the franchise.

Pugliese currently oversees the operations of all aspects of broadcast, content and production, including Grizzlies, Grind City Media, Memphis Hustle and FedExForum, all social and digital development and production, special events and game/live entertainment experience and promotions, both regionally and locally. He also leads the franchise's broadcast department and Grind City Media in the creation and production of all content, video and podcasts, as well as radio, television and live stream broadcasts. In addition, Pugliese also oversees both Grizzlies retail and Grizz Gaming operations, promotions, marketing and other business functions, including the popular 191 Collabs program.

Backed by over 25 years of sports entertainment experience with the Grizzlies, Pugliese has played an integral role in leading and transforming the team's identity and brand in Memphis. He has worked on campaigns such as "Believe Memphis," "Grz Nxt Gen," and "Big Memphis," and orchestrated long-standing Grizzlies traditions like the Martin Luther King Jr. Day celebrations at FedExForum. More recently, Pugliese has led the team's efforts in updating the Grizzlies' identity in 2018, including new logos and uniform systems, and will lead the upcoming two-year program to celebrate and recognize both the 30th season in Grizzlies history this year and the franchise's 25th season in Memphis in 2025-26. He has also contributed to critically acclaimed uniforms such as the 2020-21 Isaac Hayes/Stax inspired uniforms, the 2021-22 NBA 75th Anniversary Mix Tape City Edition uniforms, and the 2022-23 Big Memphis Hip-Hop inspired kit.

Pugliese earned his Bachelor of Commerce degree from the University of British Columbia and began his career with the Vancouver Canucks and Grizzlies in 1998 as the assistant coordinator of game presentation.

The Vancouver native moved to Memphis with the team in 2001 where he has since set roots in the downtown community. Pugliese has severed on and continues to serve as a member of Memphis Travel Board of Directors, Memphis Chamber Board of Advisors, Jay Uiberall Legacy Fund Board, Boys & Girls Club Golf Tourney Board, Vice Chairman of the Rock & Soul Museum and Memphis Music Hall of Fame and has been acknowledged in the Memphis Business Journal's Top 40 under 40.

TED ROBERTS

VICE PRESIDENT OF PARTNERSHIP MARKETING

Ted Roberts enters his third season with the Memphis Grizzlies as Vice President of Partnership Marketing. In this role, Roberts is responsible for generating revenue through the development of multifaceted advertising and marketing partnerships with the business community.

Roberts brings over 25 years of sports industry experience to Memphis, and he most recently served in SVP roles with the Pittsburgh Pirates (2021-2023) and Utah Jazz (2002-2020).

Roberts and his wife Jen are graduates of Southern Connecticut State University, and he currently sits on the executive board for the men's varsity soccer program. The couple are parents of two sons: Trevin and Brendan.

BUSINESS OPS

KANDACE STEWART

VICE PRESIDENT OF BUSINESS OPERATIONS & HEAD OF EXTERNAL AFFAIRS

Kandace Stewart enters her 11th season with the Memphis Grizzlies. In her current role, Stewart leads the organization's efforts to build and foster strategic relationships with key local and state business, political and community leaders and organizations. She acts as a liaison to the ownership groups, assisting with planning and hosting special events and meetings throughout the season. She is responsible for leading the organization's strategy relating to social advocacy initiatives and collaborates regularly with other departments to ensure these and other important organizational objectives are reaching all parts of the community.

Stewart is a lifelong Memphian and University of Memphis alumna. She graduated from the Fogelman College of Business and Economics with a Bachelor of Business Administration in 2000 and earned her JD/MBA through the dual degree program in 2003. She participated in the New Memphis Institute Fellows Program in 2015 and was named to Memphis Business Journal's Top 40 under 40 in 2017. She is a graduate of the 2020 class of Leadership Memphis and Leadership Tennessee's Signature Program Class IX in 2023.

Prior to joining the Grizzlies, Stewart was an associate attorney at Evans Petree, PC, where she was a member of the insolvency and litigation groups. She is licensed to practice law in Tennessee, Mississippi and Arkansas. During her time as a practicing attorney, Stewart was active with the Memphis Bar Association as a member of the Inaugural Class of the Leadership Forum, a Bankruptcy Section Board Member and a committee member of the Student Legal Internship Program Committee.

She is on the Board of Directors for the Women's Foundation of Greater Memphis and currently serves as Secretary. She is also on the Board of the Collective Blueprint, the Advisory Board of Facing History and Ourselves and the Edge Economic Development Finance Committee. Stewart was appointed by the City of Memphis' former Mayor Jim Strickland to the Board of Directors for the Community Redevelopment Agency, where she currently serves as Chair. She was also appointed to the Sports Wagering Advisory Council by the Lt. Governor of the State Tennessee. Stewart is a member of the Shelby County (TN) Alumnae Chapter of Delta Sigma Theta Sorority, Inc., the Shelby County (TN) Chapter of the Links, Inc. and Give365.

GARTH WEBSTER

VICE PRESIDENT OF TICKET OPERATIONS

Garth Webster enters his 25th season with the Memphis Grizzlies as Vice President of Ticket Operations and is responsible for the operational end of the Ticket Sales and Service department.

Prior to joining the Grizzlies in July 2001, Webster spent four years with SMG and LMI, the private management companies who operated the Pyramid, where he was employed as the Pyramid box office manager. Webster served as venue manager for the Atlanta Committee for the Olympic Games from 1994-96, overseeing all operational functions at Miami's Orange Bowl, the satellite site for Olympic football.

Prior to his Olympic employment, Webster oversaw all ticket operations for the Lipton Championships (NASDAQ 100 Open) in Key Biscayne, Fla, from 1989-94. Webster was also employed as a consultant by the Sydney Olympic Organizing Committee where he managed ticket operations at Darling Harbour, site of the 2000 Olympic boxing, weightlifting, fencing, judo and wrestling.

Born and raised in Miami, Webster and his wife Yvette have three children, Emily, Sarah and Garth III. Webster is a graduate of St. Thomas University in Miami.

.

ZACHARY DENKENSOHN

GENERAL COUNSEL

Zachary Denkensohn enters his first season with the Memphis Grizzlies as General Counsel. Denkensohn oversees the franchise's legal affairs, leading legal strategy and advising executive leadership on key business initiatives across the organization.

Prior to Memphis, Denkensohn spent nine years with Paul, Weiss, Rifkind, Wharton & Garrison LLP, serving as Counsel in the Mergers & Acquisitions Group of the Corporate Department.

Throughout his time in New York, Denkensohn was involved in several organizations, including Film Forum, the Public Theater, Lincoln Center and the Young People's Chorus of NYC.

Denkensohn graduated from the University of Chicago with a Bachelor of Arts degree in political science and a minor in cinema and media studies. The New York native went on to receive his Juris Doctor from New York University School of Law. Denkensohn now resides in Downtown Memphis.

GRIZZ

TEAM MASCOT

Now in his 31st season, Grizz, the mascot of the Memphis Grizzlies, has remained a furry fan favorite among members of Grizz Nation, so much so that he was named the 2011 NBA Mascot of the Year as voted by his peers. Born in Vancouver, Canada in 1995, Grizz can always be relied upon to electrify audiences with dramatic dunks and signature shenanigans. In celebration of the Grizzlies' 10th season in Memphis in 2010-11, Grizz re-introduced his equally popular alter-ego, Super Grizz, as a nod to the organization's first seasons in the Bluff City. Donning an updated mask and cape, Super Grizz rallied fans as the team earned the first of a franchise-record seven straight playoff appearances and advanced to the Western Conference Semifinals in thrilling fashion. That year, Grizz landed NBA Mascot of the Year and since then has accumulated numerous accolades including Mascot Video of the Year twice, NBA Stunt of the Year twice, and has been named a two-time recipient of the NBA Mascot Leadership Award. Memphis has proven to be the perfect natural habitat for Grizz, who often stars in schools throughout the Mid-South as part of a variety of community initiatives. When not rallying fans at FedExForum or making appearances around town, Grizz is often found at St. Jude encouraging children in their battle against cancer, an issue near to Grizz's heart after his own defeat of the disease in 2008. As he enters the 25th season in Memphis, Grizz ensures he'll be taking Grizz Nation on a wild ride. If you would like Grizz to make an appearance at your special event, please call (901) 205-1416.

GRIZZ GIRLS

DANCE TEAM

The Grizzlies players aren't the only athletes on the court at FedExForum. With their fast-paced dance moves and exciting execution, the Grizz Girls rock FedExForum at every home game. Throughout the season, these dancers entertain arena audiences with high-energy choreography that keeps the crowd excited during timeouts, between quarters and at select halftime presentations. Away from the arena, the Grizz Girls add a special touch to the Grizzlies community and around the world. The Grizz Girls have taken their act international as well, spreading the excitement of the NBA to Hong Kong as part of NBA Madness 2011, Mexico as part of the 2012 and 2016 NBA Rafaga Experience, and China and Taiwan as part of NBA Madness 2012. They returned to China as part of the NBA's 2013 International Talent Grassroots program and participated in NBA 3X in Seoul, South Korea. The squad visited Johannesburg, South Africa, in 2014 as part of the 12th Basketball Without Borders and made annual appearances throughout Mexico from 2017 to 2019 on behalf of a variety of NBA events. Comprised of Memphis Shelby County Schools dance teachers and members of professional dance companies, the Grizz Girls have irreplaceable value in the ever-growing professional dance industry in the Bluff City. With infectious personalities and athletic ability, the team shares its love of dance with the community through para-professional training and weekly Girl Play adult dance classes. Under the direction of Manager of Dance Teams Terran Noir, the Grizz Girls dazzle crowds with a variety of music. From the blues and rock to hip hop, the First Ladies of FedExForum continue to keep fans guessing. To have the Grizz Girls at your upcoming event or for more information on clinics and classes, call (901) 205-1418 or visit grizzlies.com.

JUNIOR GRIZZLIES

Junior Grizzlies, presented by OrthoSouth, is the official youth basketball program of the Memphis Grizzlies and is geared toward boys and girls, of all skill levels, ages 6-14. Our mission is to create lifelong memories through basketball by providing a fun, educational, and safe environment for all. Each year, Junior Grizzlies reaches thousands of kids across the Mid-South through camps, clinics, leagues and other basketball-focused events. To learn more about Junior Grizzlies or to get involved, visit www.grizzlies.com/juniorgrizzlies, download the Grizzlies app or follow @memjuniorgrizz on social media.

PRIMARY & SECONDARY LOGOS

GLOBAL

PRIMARY

SECONDARY

SECONDARY

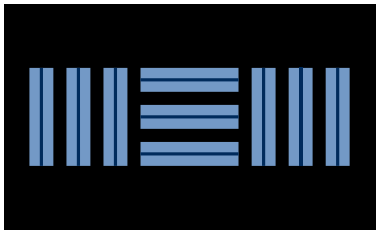

ASSOCIATION EDITION

ICON EDITION

STATEMENT EDITION

CLASSIC EDITION

OFFICIAL COLORS

PMS 289	PMS 652	PMS 424	PMS 123
Memphis Midnight 100C 76M 12Y 70K 12R 35G 64B #0C2340	**Beale Street Blue** 52C 30M 7Y 3K 125R 155G 193B #7D9BC1	**Grizzlies Gray** 30C 20M 19Y 58K 112R 115G 114B #707372	**Grizzlies Gold** 0C 19M 12Y 0K 255R 199G 44B #FFC72C

MEDIA
NIKE
Robinhood
MEMPHIS
0

MEDIA

MEDIA GUIDELINES

The Memphis Grizzlies would like to welcome you to the 2025-26 season. To best assist in your coverage, please contact a member of the Grizzlies Communications and Publications staff with any questions regarding media protocols for this season. Please contact Ross Wooden (rwooden@grizzlies.com) with all credential requests.



ROSS WOODEN

DIRECTOR, COMMUNICATIONS AND PUBLICATIONS

Ross Wooden enters his 19th season with the Memphis Grizzlies and third as Director of Communications and Publications.

In his role, Wooden directs operational elements of the Communications department as it supports Basketball and Business Operations for the Grizzlies and Arena Operations for FedExForum. He oversees the department's editorial content and publications, media monitoring strategy, game-day and event planning, media accreditation and management of the team's official PR social media channels. He also serves as a liaison for internal and external media requests.

A graduate of Mississippi State University, Wooden received a bachelor's degree in journalism while covering the Bulldogs' men's basketball team as the lead sportswriter for The Reflector.

Wooden has lived in the Memphis area for over 30 years and currently resides in Collierville with his wife, Amber, his daughter, Gwen, and their Pomeranian, Pixie. He was born in Illinois and previously lived in Indiana and Philadelphia.

SHANTONIE DERRICK

DIRECTOR, COMMUNICATIONS

Shantonie Derrick enters her eighth season with the Memphis Grizzlies and third season as Director of Communications. In her role, she is responsible for the day-to-day operations of the Communications department, with a primary focus on Basketball Operations and consults with Business Operations on all related media activities.

Before joining the Communications department, she spent five seasons with the Grizzlies serving as their Sr. Manager, Partnership Activation, with a primary focus on day-to-day operations of the Partnership Marketing department, account strategy and management of key partner accounts to ensure the smooth and seamless delivery of contracted benefits, and management of individual contributors.

Prior to joining the Grizzlies, Derrick spent four years in New York at CSM North America, formerly LeadDog Marketing Group, a marketing agency where she managed accounts such as Audi, BET, Reebok, UNICEF and Microsoft.

A native of Evanston, Ill., Derrick graduated from Hampton University with a B.S. in Marketing and completed her dual master's degree – MBA and M.A Sports Business Management – from the DeVos program at the University of Central Florida.



KAKI GLIEBER

COORDINATOR, COMMUNICATIONS AND PUBLICATIONS

Kaki Glieber enters her fourth season with the Memphis Grizzlies as Coordinator of Communications and Publications.

Glieber assists in day-to-day operations of the Communications and Publications department and serves as a liaison between media and the team.

In addition, Glieber coordinates team tickets, assists with player appearances, crafts press releases for Grizzlies community initiatives and holds various operational responsibilities for games at home and on the road. Glieber began the 2022-23 season as an intern in the Grizzlies' communications department before entering her current role.

A Dallas native, Glieber earned a bachelor's degree in Public Relations with a minor in Sports Management from the University of Oklahoma. She held internships with multiple Dallas-based communications firms while completing her degree. Glieber currently resides in East Memphis.

BRANDON ABRAHAM

COORDINATOR, COMMUNICATIONS AND PUBLICATIONS

Brandon Abraham enters his fourth season with the Memphis Grizzlies as Coordinator of Communications and Publications.

Abraham serves as the primary media contact for the Memphis Hustle, the Grizzlies' NBA G League affiliate. In addition, he is a contact for the Grizzlies' communications department and assists with various basketball editorial content and team-produced publications. Abraham also crafts press releases for the Grizzlies Business Operations.

Abraham earned a bachelor's degree in Communications from the University of Tennessee at Chattanooga. Abraham and his wife, Jennifer, and daughter, Emery, live in Germantown, Tenn.

PETE PRANICA

TELEVISION PLAY-BY-PLAY ANNOUNCER

Pete Pranica enters his 33rd season of calling NBA play-by-play in his 22nd season as the Grizzlies television voice. The 2017 National Sports Media Association Tennessee Sportscaster of the Year has called nearly 2,000 NBA games.

Pranica joined the team in 2004 as the Grizzlies' radio voice but moved to television upon the untimely death of the original "Voice of the Grizzlies," Don Poier in January 2005.

A seven-time finalist for Tennessee State Sportscaster of the Year, Pranica began his NBA career in 1990 calling select radio games for the NBA champion Detroit Pistons. In 1998, he joined the Portland Trail Blazers and logged one season as their radio host and television sideline reporter before taking on television play-by-play duties alongside the late Steve "Snapper" Jones.

Pranica has called NBA Playoff and Summer League games for NBATV and has also done play-by-play for the NBA on TNT. The NBA selected him to represent the broadcast community on the league's Officiating Advisory Council and to assist sportscasters in Japan with their NBA coverage.

Since coming to Memphis, Pranica has called a variety of events including C-USA and SEC basketball, SEC football, the Southern Heritage Classic football game, college (ACC & SEC) and pro (USL & NWSL) soccer, ACC field hockey, SEC volleyball, Memphis Tigers basketball and football, Memphis Redbirds (AAA) baseball and Memphis 901 FC (USL) soccer.

Pranica is a 1986 graduate of Notre Dame and also lists Seattle Seahawks football and Notre Dame football, basketball, soccer and hockey among his play-by-play credits. He has also worked two Olympic Games for NBC (2004, 2008) calling handball, judo, fencing and weightlifting.

A devotee of aviation and spaceflight, Pranica is a licensed private pilot, has flown in a USAF Thunderbirds F-16 and has also written "Spaceflight Updates" for Discovery. He sits on the board of Memphis Grizzlies Charitable Foundation and is currently the vice president of the Tennessee Shakespeare Company for whom he portrayed the title character in his one-man show, Mark Twain: The Trouble Begins at Eight. He also supports St. Jude Children's Research Hospital, the Memphis Symphony Orchestra and Make-A-Wish Mid-South.

BREVIN KNIGHT

TELEVISION ANALYST

Former Memphis Grizzlies guard Brevin Knight enters his 16th season alongside Pete Pranica as an analyst on Grizzlies television broadcasts. Knight also appears as a commentator on the Grizzlies LIVE! pregame and postgame show for all telecasts.

Knight debuted in the broadcast booth with the Charlotte Bobcats, working as a radio analyst for Bobcats home games, and served an NBA TV correspondent during the 2006 NBA Playoffs.

Drafted by the Cleveland Cavaliers with the 16th overall pick in the 1997 NBA Draft, Knight appeared in 729 regular season games (423 starts) for nine teams over a 12-year NBA career (1997-2009) and averaged 7.3 points and 6.1 assists in 24.9 minutes.

Knight was selected to the 1997-98 All-Rookie First Team after leading the NBA in total steals (196). He ranked inside the league's top 10 in assists per game four times during his career, finishing second with 9.0 assists per game in 2004-05 and third with 8.8 in 2005-06. He competed in 108 games for the Grizzlies during the team's first two seasons in Memphis (2001-03).

The East Orange, N.J., native enjoyed a standout four-year collegiate career at Stanford University, where he was named First Team All-American as a senior.

Knight and his wife, Deena, have two daughters, Brenna and Kayla, and one son, Donevin.

ROB FISCHER

TELEVISION SIDELINE REPORTER / GRIZZLIES LIVE! HOST / GRIND CITY MEDIA CONTRIBUTOR AND HOST

A well-known sports personality in the Mid-South, Rob Fischer enters his 19th season as the Grizzlies television sideline reporter. He also provides complete breakdowns and in-depth analysis as a host on Grizzlies LIVE! pregame and postgame shows alongside television analyst Brevin Knight and Grind City Media's Chris Vernon.

Fischer also hosts a weekly college football show, "The Odds Couple," with Lang Whitaker on Grind City Media previewing the Southeastern Conference, Memphis Tigers and premier Top 25 matchups from a handicapping perspective.

Fischer hosted afternoon drive on Sports 56 WHBQ (560 AM/87.7 FM) from 2002-19. After moving to Memphis in 2002, he was the color television analyst for the University of Memphis Tigers football games on ABC 24/UPN 30 for three seasons (2003-05).

Fischer began his radio career in 1992 in St. Louis hosting a daily talk show, St. Louis Rams pre- and postgame shows and a weekly football show with former Rams wide receiver Jack Snow. After moving to Las Vegas in 1995, he worked nationally on SportsFan Radio Network, hosting a nightly, six-hour call-in show, a weekly hockey program with NHL Hall of Famer Phil Esposito and a weekly, game-day program with former NFL quarterback Sean Salisbury.

Throughout his broadcasting career, Fischer has covered major sporting events such as the Super Bowl, the Kentucky Derby, the Breeder's Cup, the Indianapolis 500, the NCAA men's basketball Final Four and the Summer Olympics.

The St. Louis native is married to wife Dipti and has one daughter, Keegan, and one son, Colton. Fischer is an advocate for both Autism Awareness and Mental Health Awareness.

SCOTT ZACHRY

SENIOR DIRECTOR, CONTENT AND BROADCAST PRODUCTION

Veteran sports broadcasting professional Scott Zachry enters his 14th season with the Grizzlies, his seventh as Senior Director of Content and Broadcast Production, and his 36th in the NBA. In his current role, Zachry oversees the team's live game broadcasts for television and radio while also producing all the Grizzlies' telecasts. In addition, Zachry maintains a supervisory role in the team's digital entertainment venture Grind City Media.

Zachry began his career at the ABC affiliate in Portland, Ore. as a sports producer and reporter. After five years at KATU he advanced to the Portland Trail Blazers where during his 22 years with the team his role grew from television and radio host to director of game operations to game producer to executive producer. An avid sports fan, Zachry counts two NBA Finals runs and working with the original Dream Team at the Basketball Tournament of the Americas in 1992 as high points during an accomplished career.

ERIC HASSELTINE

RADIO PLAY-BY-PLAY ANNOUNCER

Eric Hasseltine returns for his 25th season with the Grizzlies, teaming with analysts Elliot Perry and Michael Wallace to provide radio play-by-play commentary for all Grizzlies preseason, regular season and postseason games.

Joining the team upon its arrival in Memphis in 2001, Hasseltine served the first three seasons as the team's radio pregame, halftime and postgame host along with television sideline reporting duties before taking over his current role in January 2005 after the passing of Don Poier. While in Memphis he has also hosted talk shows on both WHBQ and the team's current flagship station 92.9 FM ESPN for over a decade.

Hasseltine began his career at his alma mater UC Davis on KDVS, the student-run radio station on campus, where he began as a talk show host and eventually became sports director. In addition, he did radio play-by-play for UC Davis football, men's basketball and softball. Prior to coming to Memphis, he worked for the flagship station of the Sacramento Kings KHTK as a reporter, fill-in talk show host and hosted of a weekly NBA show. He also covered the NFL's Oakland Raiders for three seasons for the station.

The Walnut Creek, Calif. native graduated from UC Davis in 1996. He has a daughter, Kate, and son, Austen.

MICHAEL WALLACE

GRIND CITY MEDIA SR. EDITOR, CONTRIBUTOR AND ANALYST

Michael Wallace enters his 10th season as senior editor, contributor and analyst for Grind City Media, where he provides columns, commentary and news reporting, and also serves as a broadcast analyst on the Grizzlies LIVE! pregame and postgame shows. In addition, Wallace is a rotating member of the Grizzlies' radio broadcast team alongside Eric Hasseltine and Elliot Perry for home and road games.

Prior to joining the Grizzlies, Wallace spent six years as an NBA reporter with ESPN and contributed to ESPN.com's "Heat Index," a groundbreaking digital media site that chronicled LeBron James' four trips to the NBA Finals and two championship seasons with the Miami Heat. Wallace was also a regular co-host on ESPN Radio's national weekend show lineup and a daily co-host on ESPN's radio affiliate in Miami.

An award-winning journalist recognized in his career by APSE, NABJ and the NAACP, Wallace's reporting on sports, politics, crime and education has appeared in the Miami Herald, Washington Post, San Antonio Express-News, Birmingham News, Jackson (MS) Clarion-Ledger, Tallahassee Democrat and The (Shreveport) Times. Wallace is co-chairman of the Board of Directors for Memphis Grizzlies Preparatory Charter School, the nation's first all-boys middle school directly affiliated with an NBA franchise. He was also named '2021 Mentor of the Year' for the Memphis Grizzlies Foundation Team Mentor Program.

Wallace received his bachelor's degree from Grambling State University and is completing a master's degree in new media communications. He lives in Memphis with his wife and children.

CHRIS VERNON

GRIND CITY MEDIA DIGITAL HOST AND CONTRIBUTOR/ GRIZZLIES LIVE! ANALYST

Chris Vernon enters his 10th season as a digital host and contributor for Grind City Media and his 11th season on the Grizzlies broadcast team as an analyst on the Grizzlies LIVE! pregame and postgame shows, where he helps provide complete breakdowns and in-depth analysis for all home games alongside sideline reporter Rob Fischer and television analyst Brevin Knight.

Vernon hosts "The Chris Vernon Show" for Grind City Media, his 19th season helming the show. "The Chris Vernon Show" has netted multiple awards over the years, including The Memphis Flyer's "Best of Memphis" honors as "Best Radio Personality," "Best Drive Time Show" and "Best Sports Radio Show."

Outside of his Grizzlies responsibilities, Vernon serves up NBA insights and analysis as host of "The Mismatch" on The Ringer Podcast Network.

A graduate of Freed Hardeman University, Vernon has lived and worked in Memphis since 2000, covering the Grizzlies since their inaugural season in the Bluff City. He previously lived in New York and St. Louis.

LANG WHITAKER

GRIZZ GAMING GENERAL MANAGER/GRIND CITY MEDIA CONTRIBUTOR

Lang Whitaker enters his ninth season as the General Manager of Grizz Gaming and as a contributor to Grind City Media.

As GM of Grizz Gaming, Whitaker is responsible for all facets of the Memphis Grizzlies' team in the NBA 2K League. As the GM of Tennessee's first professional esports team, Whitaker has helped grow Grizz Gaming among local and national gaming communities, while helping guide Grizz Gaming to multiple playoff appearances. In 2019, Governor Bill Lee appointed Whitaker to the Tennessee Entertainment Committee's Interactive Digital Media Advisory Council.

For Grind City Media, Whitaker produces content about a variety of topics across multiple platforms. He also speaks at events and makes local and national television, radio and podcast appearances to discuss the Grizzlies, Grizz Gaming and other relevant topics.

Prior to joining the Grizzlies, Whitaker worked for NBA Digital, where he co-hosted the award-winning Hang Time Podcast and co-hosted the inaugural NBA Social Media Awards on NBA TV alongside Rick Fox and Shaquille O'Neal.

For over a decade, Whitaker was on staff at SLAM Magazine, interviewing everyone from Michael Jordan to LeBron James. He has also written for publications such as The New York Times, Sports Illustrated, Esquire, The Washington Post, Billboard and InStyle. Since 2012, Whitaker has been a contributor to GQ magazine, writing about sports, cooking and popular culture. In March 2011, Scribner published his critically acclaimed memoir "In The Time Of Bobby Cox: The Atlanta Braves, Their Manager, My Couch, Two Decades and Me."

JESSICA BENSON

GRIND CITY MEDIA DIGITALHOST AND CONTRIBUTOR/GRIZZLIES RADIO PREGRAME, POSTGAME AND HALFTIME HOST

Jessica Benson enters her sixth season with Grind City Media as host of "The Jessica Benson Show with CJ Hurt." She also hosts the pregame, postgame and halftime shows for the Memphis Grizzlies Radio Network.

Before joining the Grizzlies, Benson served as the weekend sports anchor for WATN-TV, the ABC affiliate in Memphis. She also filled in as a host on a variety of shows for 92.9 FM ESPN.

Prior to her time in Memphis, Benson was the sports director and weekday sports anchor for KNDU-TV and SWX in the Tri-Cities, Wash. She has also worked with ESPN's "SportsNation," USCFootball.com, NBC at the 2012 London Olympic Games, the Rose Bowl (2012-14), the 2014 BCS National Championship Game and NBC Nightly News.

Benson graduated Summa Cum Laude from the University of Southern California with a degree in broadcast and digital journalism and minors in sports media studies and popular music studies.

GARY PARRISH

GRIND CITY MEDIA DIGITAL HOST AND CONTRIBUTOR

Gary Parrish enters his third season as a digital host and contributor for Grind City Media. He hosts "The Gary Parrish Show" weekdays at 10 a.m. This marks Parrish's 16th year doing "The Gary Parrish Show" following 13 years at 92.9 FM ESPN, where the two-hour program consistently performed as one of the highest-rated sports talk shows in the country.

Parrish is also a columnist, studio host, studio analyst and sideline reporter for CBS Sports and the host of the CBS Sports "Eye On College Basketball" podcast, which is the most listened-to college basketball podcast in the country. He has been with CBS Sports since 2006.

Prior to CBS Sports, Parrish worked seven years at The Commercial Appeal in Memphis before spending four seasons covering the men's basketball program under John Calipari at the University of Memphis.

Parrish is a graduate of the University of Memphis. He lives in suburban Memphis with his wife, Kelly, and three sons, Aiden, Oliver and Louis.

JON ROSER

GRIND CITY MEDIA PRODUCER AND CONTRIBUTOR

Jon Roser enters his eighth season as a producer and contributor for Grind City Media and his ninth season as the lead analyst for the NBA G League's Memphis Hustle. He also co-hosts "The Double Post" with Jessica Benson and Bennett Doyle, which is simulcast on Grind City Media and the Memphis Grizzlies Radio Network following each home game.

Roser produces "The Chris Vernon Show" for Grind City Media, his 19th year with the program. "The Chris Vernon Show" has won multiple awards over the years, including The Memphis Flyer's "Best of Memphis" honors as "Best Radio Personality," "Best Drive Time Show" and "Best Sports Radio Show."

In addition, he co-hosts "The Odds Couple" with Rob Fischer and Lang Whitaker Mondays and Thursdays during the college football and NFL seasons.

Roser is a lifelong Memphian who attended the University of Memphis before receiving an internship with AM730 ESPN Radio. He is a graduate of Christian Brothers High School.

CJ HURT

GRIND CITY MEDIA PRODUCER AND CONTRIBUTOR

CJ Hurt enters his sixth season as a producer and contributor for Grind City Media. He serves as the producer of "The Jessica Benson Show with CJ Hurt" and co-hosts and produces "HBCU Huddle" in addition to several other GCM properties.

Before joining the Grizzlies, Hurt worked as a co-host and producer for several radio shows for Sports 56 WHBQ.

BENNETT DOYLE

GRIND CITY MEDIA PRODUCER AND CONTRIBUTOR

Bennett Doyle enters his third season as a producer and contributor for Grind City Media. He serves as executive producer of "The Gary Parrish Show."

Doyle joined Grind City Media following 10 years of radio experience with Audacy Memphis, where he produced and contributed to top sports talk programming in the country, including an on-air role on "The Gary Parrish Show." He also has served as in-arena producer for the Memphis Grizzlies Radio Network for the past 11 seasons.

Doyle is a lifelong Memphian and graduate of White Station High School and the University of Memphis. He currently resides in East Memphis with his wife, Kara, and two sons, Noah and Miles.

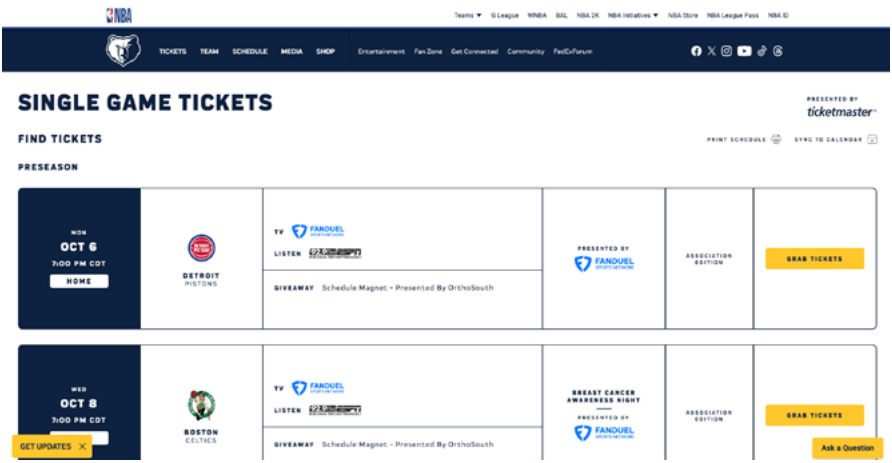

GRIZZLIES.COM

OFFICIAL WEBSITE OF THE MEMPHIS GRIZZLIES

Stay connected to your home team with grizzlies.com – the official website of the Memphis Grizzlies. From buying tickets, breaking news and behind-the-scenes features to community activities, live chats, post-game recaps, photos, social updates and video highlights, grizzlies.com offers something for Grizzlies fans of all ages to connect with their home team.

Grizzlies E-News

Sign up to receive the latest news and special offers delivered right to your inbox each week from your Memphis Grizzlies. Visit grizzlies.com for more information.

FEDEXFORUM.COM

Looking for the latest information about FedExForum, the Mid-South's most luxurious sports and entertainment venue? Visit fedexforum.com, where you can find our A-to-Z Visitor Guide and everything from the event calendar to parking information. Fans can purchase tickets to FedExForum events and sign up to receive FedExForum Event Alert e-mails for the latest show information and subscriber presale opportunities. Fans attending a Grizzlies game can get an early view from their seats with Seats in 3D, which shows realistic views of the floor surface from every section of the arena. Visit fedexforum.com to learn about Memphis' most exciting entertainment venue located in the heart of downtown on historic Beale Street.

MEDIA

TELEVISION STATIONS

WREG (CBS 3)
803 Channel 3 Dr., Memphis, TN 38103
Main: (901) 543-2333
Sports Director: Frank Jefferson (707) 718-1814
Sports Anchor/Reporter: Colin Cody (901) 543-2117

WMC (NBC 5)
1960 Union Ave., Memphis, TN 38104
Main: (901) 726-0555
Sports Director: Doc Holliday (901) 726-0464
Sports Anchor/Reporter: Matt Infield (516) 941-7351

WATN (ABC 24)
1725 N. Shelby Oaks Drive, Suite 101, Memphis, TN 38134
Main: (901) 321-2430

WHBQ (FOX 13)
485 South Highland St., Memphis, TN 38111
Main: (901) 320-1313

RADIO STATIONS

Flagship Station:
Audacy Memphis (92.9 FM ESPN / 680 AM ESPN)
1835 Moriah Woods Blvd., Building #1, Memphis, TN 38117
Main: (901) 384-5900
Program Director: Brad Carson

WHBQ (Sports 56 87.7 FM / 560 AM)
Flinn Broadcasting Company
6080 Mt. Moriah Rd., Memphis, TN 38115
Main: (901) 375-9324
Program Director: Eli Savoie

SPORTS EDITORS, WRITERS AND COLUMNISTS – LOCAL

Commercial Appeal
120 S. Front St., Memphis, TN 38103
Main: (901) 529-2345
Beat Writer: Damichael Cole (901) 201-2848

Daily Memphian
5100 Poplar Ave., Ste. 214, Memphis, TN 38137
Main: (901) 501-6391
Sports Editor: David Boyd (901) 626-1730
Lead Grizzlies Writer: Drew Hill (502) 457-7784
Columnist: Geoff Calkins (901) 842-1806
Reporter: Chris Herrington (901) 842-1814

The Associated Press
Sports Editor: Teresa Walker (615) 812-2854
Memphis Correspondent: Clay Bailey (901) 842-1802

Memphis Business Journal
80 Monroe Ave., Suite 600, Memphis, TN 38103
Main: (901) 523-1000

Memphis Flyer, Memphis Magazine
460 Tennessee St., Suite 200 Memphis, TN 38103
Main: (901) 521-9000
Fax: (901) 521-0129
Managing Editor for Memphis Magazine:
Frank Murtaugh (901) 575-9432
Grizzlies Writer: Sharon Brown (901) 596-5171

Tri-State Defender
203 Beale Street, Suite 200, Memphis, TN 38103
Main: (901) 523-1818
Fax: (901) 578-5037
Grizzlies Writer: Terry Davis (901) 326-1422

THE DON POIER MEDIA CENTER

On January 21, 2005, the Memphis Grizzlies suffered a tremendous loss when the team's play-by-play announcer, Don Poier, passed away at the age of 53. Poier was known as "the Voice of the Grizzlies," serving as a radio and television announcer since the team's inception in Vancouver in 1995.

He brought to Grizzlies broadcasts knowledge of the team and passion for the game that was second to none. His legacy to the franchise was secured in April 2005 when the team named the media suite at FedExForum the Don Poier Media Center. A banner was also hung from the rafters in FedExForum in his honor.

When the Grizzlies moved to Memphis from Vancouver in 2001, Poier immediately became a fixture in Memphis. Fans who had never heard him call a game before instantly fell in love with his style. He was the team's biggest supporter, yet was unafraid to tell the truth if the team was playing poorly.

His catchphrases, which he always came up with on the spot, never failed to make listeners chuckle. His signature phrase, 'Only in the movies and in Memphis,' was used regularly during the 2003-04 season as the team embarked on its amazing 50-win season and first playoff appearance. As one of the original Grizzlies, no one was more excited to be a part of that season's magical ride than Don Poier, who had been through the highest of highs and lowest of lows with the Grizzlies. But Poier's contributions in the broadcast booth were only the tip of the iceberg of a life that touched so many. His wife, Barb, came to every Grizzlies home game and became as much a fixture at the arena as her husband.

Don and Barb derived great pleasure from their blended family, which included Don's three daughters, Barb's five children and 10 grandchildren. Although these were the immediate members of Poier's family, by no means were they the only members.

Anyone who worked for the Grizzlies organization was a member of the Poier family. He made a point of introducing himself to everyone he didn't know. His large family grew to thousands as he recruited each fan who listened to his distinctive booming voice.

His spirit and generosity also extended to the community. Poier was a fixture at Grizzlies community events, attending dozens of events on behalf of the Grizzlies every year. He was a member of the Bellingham Boys and Girls Club in Washington State, and hosted a summer golf tournament in his home state of Washington.

Poier's memory will always be treasured by his Grizzlies family.

The Grizzlies honored Don Poier, "The Voice of the Grizzlies," by naming the media center in FedExForum after him.

MEMPH
1

COMMUNITY
Robinhood
MEMPHIS
7

MEMPHIS GRIZZLIES COMMUNITY ENGAGEMENT

Mission Statement

The Memphis Grizzlies are committed to making a difference in the lives of underserved families across the Mid-South region. Our broad areas of support include education, health and fitness and service.

Education

The Memphis Grizzlies are dedicated to helping prepare Memphis students for success in college and career and avidly promote education and college preparedness through targeted academic enrichment initiatives and programs.

Read to Achieve

The Read to Achieve program, presented by Big River Steel, is a six-week incentive-based program that motivates students to read engaging literature and helps develop a lifelong love for reading. It promotes the importance of reading and increases the number of minutes students will read between the third and fifth grades across the Mid-South. Each year the program focuses on different themes to keep students engaged and inspired.

Memphis Grizzlies Scholars Program

The Memphis Grizzlies Scholars Program (MGSP), in partnership with Mid-South Ford Dealers, is a selective high school prep program for rising eighth grade students in Memphis. Students participate in an immersive learning experience structured to accelerate student growth, leadership skills and cultural identity, ultimately preparing students to apply to the competitive high school of their choice. The program consists of four components: academic enrichment, academic counseling, leadership development and mentorship. Scholars that have completed the program have received a 100% college acceptance rate.

STEM Forward

This program awards grants to support innovative and creative ideas in teaching and learning. The grants help provide start-up funds, enable collaboration, recognize creativity and give teachers the chance to offer real-life learning experiences. Those eligible for the financial awards include individual teachers, teacher teams, specialists or schools who will use the funds to implement educational programs and initiatives that would otherwise go unfunded.



COMMUNITY ENGAGEMENT

Health & Fitness

The Memphis Grizzlies aim to increase access to health and wellness options and are committed to creating a healthier Mid-South by educating individuals about healthy life choices and inspiring individuals to make healthy decisions.

Raise the Rim

Raise The Rim provides Grizzlies-branded basketball hoop systems, fostering a passion for basketball, promoting healthy exercise and ensuring fun for all. The Memphis community is encouraged to nominate local organizations, public courts or schools lacking quality outdoor basketball hoop systems. Through this initiative, outdated systems are replaced with new ones, complete with backboards, poles, rims, nets and pole padding.

GrizzFit

GrizzFit is a "no experience necessary" fitness program, designed to introduce students to different forms of physical exercise while educating and challenging them to make healthier choices in their everyday lives. In Tennessee, the prevalence of children who are overweight or obese is higher than the national average. The Memphis Grizzlies host a series of GrizzFit sessions at numerous schools in Memphis throughout the academic year to combat lack of access to affordable physical activity opportunities. GrizzFit sessions feature three, 10-minute workouts that may include a body weight workout, yoga/meditation dance, or any other exercise to promote access to exercise without barriers that are fun. Last season, participants logged more than 30,000 minutes of physical activity.

Service

By leveraging our brand, resources and partnerships, our goal is to strengthen and foster more vibrant communities and engaged individuals. Grizzlies players, coaches and front office staff give back to the community each year through a variety of service-driven projects that are impactful through employee volunteer service opportunities.

Grizzlies Connect

Grizzlies Connect is the organization's overarching umbrella for all employee volunteer activations. Grizzlies Connect is a way to provide fun, engaging and high-impact service driven projects that impact the Mid-South community. Grizzlies Connect also helps to increase employee engagement and team building through volunteer opportunities while also promoting brand alignment with businesses that share similar thoughts on community engagement. This past season, employees contributed 3,085 hours of sweat equity back into the Mid-South community.

MEMPHIS GRIZZLIES FOUNDATION

Additional Programs and Outreach Efforts

- BizTown
- Breast Cancer Awareness
- Divine Nine
- Dream in Code
- Girls Summit
- Grizz Fuel
- Grizz Goes Back to School
- Grizz Shop Local
- Grizz Take Action Day of Service
- Grizz Votes
- HBCU
- Make-A-Wish
- Martin Luther King Jr Day of Service
- Mind Health Huddle
- Player Community Initiatives
- rePRESENT Every Day
- Season of Giving
- STEM Forward
- Teacher Appreciation

To learn more about the Memphis Grizzlies' community engagement initiatives, visit http://grizzlies.com/community.

MEMPHIS GRIZZLIES FOUNDATION

The Memphis Grizzlies Foundation is a non-profit organization dedicated to harnessing the power and promise of sport to transform lives through mentoring. The Foundation is focused on funding and creating youth mentoring and development programs that help students discover and meet their potential. Since 2001, the Foundation has invested more than $54.5 million to platforms for youth mentoring, all to help prepare every young person in Memphis for success in college, career and life.

Organizations that receive grants are all MENTOR Memphis Grizzlies member organizations who demonstrate best practice mentoring by meeting the benchmarks outlined in the Elements of Effective Practice for Mentoring. Each grant has been uniquely designed to support organizations in select areas of their programs such as expansion of established programs to under-served areas, program enhancements for established quality mentoring programs, professional development for youth and mentoring practitioners, and first-year implementation of new adult-to-youth mentoring programs.

Grant Recipients

- Beautiful Spirited Women
- Best Buddies Tennessee
- Exquisite Pearls of Excellence
- Girls that Glitter, Inc.
- Grizzlies Preparatory Charter School
- HOPE Center Ministries
- Juvenile Intervention and Faith-Based Follow Up (JIFF)
- Memphis Inner City Rugby
- Memphis Youth Arts Initiative
- New Ballet Ensemble & School
- P.E.A.R.L.S. Mentoring for Girls, Inc.
- REACH Memphis
- Refugee Empowerment Program
- Streets Ministries, Inc.
- The Gentlemen's League
- World Relief Memphis
- Youth Villages

MENTOR Memphis Grizzlies

MENTOR Memphis Grizzlies (MMG) unites a broad range of local community organizations, businesses and civic leaders to promote, support and advocate youth mentoring. With a focus on increasing the number and impact of mentor relationships in Memphis, the partnership provides resources, leadership and, in some cases, funding to more than 54 local mentoring programs serving over 12,630 young people across Memphis.

MENTOR
MEMPHIS
GRIZZLIES

MEMPHIS GRIZZLIES FOUNDATION

TEAM Mentor Program

The Grizzlies TEAM Mentor Program aims to create meaningful relationships between caring adults and local middle school students through mentoring. TEAM Mentor uses an innovative group model and places three volunteer, adult mentors with six students to form a TEAM. Each TEAM functions as a micro community to form its own unique identity, culture, values and voice through developmental relationship best practices, civic engagement, peer interaction and experiential learning. TEAM Mentor is a school-based program, taking place after school, one hour per week and operates out of select schools across the city of Memphis.

For more information about the Grizzlies Foundation, visit www.grizzliesfoundation.org.

Notable Awards

- 2022 SPARK Award Recipient
- 2017 ESPN Sports Humanitarian Team of the Year (Finalist)
- 2013 President's Council on Fitness, Sports & Nutrition
- 2012 Beyond Sport "Sports Team of the Year"
- 2011 Beyond Sport "Sports Team of the Year" (Shortlist)
- 2008 Crystal Award for Outstanding Foundation
- 2007 Steve Patterson Award for Excellence in Sports Philanthropy
- 2006 Corporate Volunteer Council Partnership Award

Memphis Grizzlies Preparatory Charter School

Grizzlies Prep educates young men grades 6-8 and prepares students to excel academically and demonstrate integrity. Within a joyful and rigorous middle school, students become equipped for success in high school, college, and life. It is the only public middle school in the nation founded by an NBA team and is one of only a few schools to consistently grow students an average of two grade levels per year. Grizzlies Prep provides an excellent academic foundation, social-emotional development and incredible opportunities so families can feel confident in the future. Community members now have opportunities to volunteer at Grizzlies Prep as mentors and lunch buddies.

For more information, visit www.grizzliesprep.org.

About NBA Social Impact & Inclusion and NBA Cares

NBA Social Impact & Inclusion drives change on issues facing fans and communities by advancing needed resources and proven partners while creating data-driven strategies and programming to impact the NBA ecosystem and empower colleagues to bring their best self to work to drive global success. NBA Cares works with NBA players and teams to highlight important issues through the NBA's digital, social and broadcast channels, live events and partnerships.

GRIZZLIES
8
Robinhood

HISTORY
NIKE
Robinhood
MEMPHIS
1

WIN/LOSS RECORDS

(Franchise records shown in bold)

YEAR-BY-YEAR RESULTS

	Overall Record					Home			Road			Record by Months							
Season	**W**	**L**	**Pct**	**GB**	**Finish**	**W**	**L**	**Pct**	**W**	**L**	**Pct**	**Oct**	**Nov**	**Dec**	**Jan**	**Feb**	**Mar**	**Apr**	**May-Aug**
2024-25	48	34	.585	4	2nd SW	26	15	.634	22	19	.537	3-3	10-4	10-4	9-5	6-5	6-10	4-3	
2023-24	27	55	.329	23	4th SW	9	32	.219	18	23	.439	0-4	4-9	6-9	8-7	2-10	4-11	3-5	
2022-23	51	31	.622	-	**1st SW**	**35**	6	**.854**	16	25	.390	4-3	8-6	10-4	10-5	5-5	12-5	2-3	
2021-22	**56**	26	**.683**	-	**1st SW**	30	11	.732	**26**	15	**.634**	3-3	8-7	**12-4**	12-4	8-2	11-3	2-3	
2020-21	38	34	.528	4	2nd SW	18	18	.500	20	16	.556			1-3	7-3	7-9	7-8	10-7	6-4
2019-20	34	39	.466	10.5	3rd SW	20	17	.541	14	22	.389	1-3	4-10	8-8	11-4	5-6	3-2		2-6
2018-19	33	49	.402	20	5th SW	21	20	.512	12	29	.293	4-2	9-6	5-10	2-14	4-7	7-7	2-3	
2017-18	22	60	.268	43	5th SW	16	25	.390	6	35	.146	5-2	2-11	5-12	6-7	0-10	3-13	1-5	
2016-17	43	39	.524	18	3rd SW	24	17	.585	19	22	.463	2-1	9-7	11-6	7-7	7-4	6-9	1-5	
2015-16	42	40	.512	25	3rd SW	26	15	.634	16	25	.390	2-1	8-7	8-8	10-4	7-4	6-10	1-6	
2014-15	55	27	.671	1	2nd SW	31	10	.756	24	17	.585	**2-0**	13-2	8-6	12-4	7-4	9-8	4-3	
2013-14	50	32	.610	12	3rd SW	27	14	.659	23	18	.561	0-1	8-7	5-9	**12-3**	7-5	12-5	6-2	
2012-13	**56**	26	**.683**	2	2nd SW	32	9	.780	24	17	.585	0-1	**12-1**	7-7	10-7	**9-2**	11-6	7-2	
2011-12	41	25	.621	9	2nd SW	26	7	.788	15	18	.455			1-2	10-8	9-5	8-7	**13-3**	
2010-11	46	36	.561	15	4th SW	30	11	.732	16	25	.390	2-1	6-9	6-8	11-6	8-4	9-5	4-3	
2009-10	40	42	.488	15	4th SW	23	18	.561	17	24	.415	1-1	5-11	9-4	10-5	5-8	8-7	2-6	
2008-09	24	58	.293	30	5th SW	16	25	.390	8	33	.195	1-1	3-12	6-9	1-13	4-8	4-11	5-4	
2007-08	22	60	.268	34	5th SW	14	27	.341	8	33	.195	0-1	5-9	3-12	5-11	1-11	5-11	3-5	
2006-07	22	60	.268	45	5th SW	14	27	.341	8	33	.195		4-11	3-14	5-10	3-9	4-11	3-5	
2005-06	49	33	.598	14	3rd SW	30	11	.732	19	22	.463		10-5	9-5	7-8	5-8	10-6	8-1	
2004-05	45	37	.549	14	4th SW	26	15	.634	19	22	.463		5-10	9-7	**12-3**	5-5	8-6	6-6	
2003-04	50	32	.610	8	3rd Mid	31	10	.737	19	22	.463	0-1	7-7	8-9	10-4	10-3	**13-2**	2-6	
2002-03	28	54	.341	32	6th Mid	20	21	.488	8	33	.195	0-1	2-13	7-8	4-10	5-7	8-9	2-6	
2001-02	23	59	.280	35	7th Mid	15	26	.359	8	33	.195		3-12	6-9	4-11	2-10	4-11	4-6	
MEM	**945**	**988**	**.489**			**560**	**407**	**.579**	**385**	**581**	**.399**	**30-30**	**145-176**	**163-177**	**195-163**	**131-151**	**178-182**	**95-98**	**8-10**
2000-01	23	59	.280	35	7th Mid	15	26	.359	8	33	.195	1-0	5-9	2-13	4-11	6-8	3-11	2-7	
1999-00	22	60	.268	33	7th Mid	12	29	.293	10	31	.244		3-11	3-12	6-8	6-7	1-14	3-8	
1998-99	8	42	.160	29	7th Mid	7	18	.280	1	24	.040					4-9	2-15	2-15	0-3
1997-98	19	63	.232	43	6th Mid	14	27	.341	5	**36**	.122	0-1	7-10	3-9	3-13	1-9	2-14	3-7	
1996-97	14	**68**	.171	50	7th Mid	8	**33**	.195	6	35	.146		2-15	4-10	2-15	3-9	1-13	2-6	
1995-96	15	67	.183	44	7th Mid	10	31	.244	5	**36**	.122		2-13	3-12	5-9	1-8	0-17	4-8	
TOTAL	**1046**	**1347**	**.437**			**626**	**571**	**.523**	**420**	**776**	**.351**	**31-31**	**164-234**	**178-233**	**215-219**	**162-201**	**187-267**	**111-149**	**8-13**

	Southwest		Pacific		Northwest		Western Conf			Atlantic		Southeast		Central		Eastern Conf		
Season	**W**	**L**	**W**	**L**	**W**	**L**	**W**	**L**	**Pct**	**W**	**L**	**W**	**L**	**W**	**L**	**W**	**L**	**Pct**
2024-25	11	5	7	11	9	8	27	24	.529	6	5	**9**	1	6	4	21	10	.677
2023-24	8	8	4	13	2	16	14	37	.275	3	7	4	6	6	5	13	18	.419
2022-23	**13**	3	8	10	9	9	30	22	.577	5	5	8	2	8	2	21	9	.700
2021-22	11	5	**15**	3	10	8	**36**	16	**.692**	6	4	5	5	**9**	1	20	10	.667
2020-21	6	6	6	9	7	8	19	23	.452	6	4	8	2	5	5	19	11	.633
2019-20	4	9	8	10	8	7	20	26	.435	3	4	7	3	4	6	14	13	.519
2018-19	8	8	7	11	9	9	24	28	.462	3	7	3	7	3	7	9	21	.300
2017-18	5	11	8	10	5	13	18	34	.346	2	8	1	**9**	1	**9**	4	26	.133
2016-17	8	8	9	9	11	7	28	24	.538	5	5	5	5	5	5	15	15	.500
2015-16	7	9	9	9	9	9	25	27	.481	7	3	3	7	7	3	17	13	.567
2014-15	9	7	13	5	**13**	5	35	17	.673	**8**	2	7	3	5	5	20	10	.667
2013-14	4	12	14	4	11	7	29	23	.558	6	4	8	2	7	3	21	9	.700
2012-13	10	6	12	4	12	6	34	18	.654	**8**	2	6	4	8	2	**22**	8	.733
2011-12	7	8	9	7	10	7	26	22	.542	4	2	5	0	6	1	15	3	**.833**
2010-11	8	8	11	7	11	7	30	22	.577	5	5	4	6	7	3	16	14	.533
2009-10	5	11	9	9	8	10	22	30	.423	**8**	2	4	6	6	4	18	12	.600
2008-09	5	11	8	10	1	**17**	14	38	.269	1	**9**	5	5	3	6	10	20	.333
2007-08	2	**14**	4	**14**	5	13	11	41	.212	4	6	5	5	2	8	11	19	.367
2006-07	2	**14**	4	**14**	8	10	14	38	.269	3	7	4	**6**	1	**9**	8	22	.267
2005-06	6	10	13	5	12	6	31	21	.596	6	4	8	2	4	6	18	12	.600
2004-05	7	9	11	7	9	9	27	25	.519	**8**	2	6	4	4	6	18	12	.600
TOTAL	**148**	**182**	**189**	**181**	**179**	**191**				**107**	**96**	**115**	**90**	**107**	**100**			

***Notes** Franchise located in Vancouver, BC, Canada from 1995-96 to 2000-01 before relocating to Memphis, Tennessee in July 2001.
NBA realignment prior to the 2004-05 season divided each conference into three divisions. Prior to that, there were two divisions per conference.

ALL-TIME TEAM RECORDS

	Midwest		Pacific		Western Conf			Atlantic		Central		Eastern Conf			Before AS		After AS	
Season	**W**	**L**	**W**	**L**	**W**	**L**	**Pct**	**W**	**L**	**W**	**L**	**W**	**L**	**Pct**	**W**	**L**	**W**	**L**
2024-25					27	24	.529					21	10	.677	36	18	12	16
2023-24					14	37	.275					13	18	.419	20	36	7	19
2022-23					30	22	.577					21	9	.700	35	22	16	9
2021-22					**36**	16	**.692**					20	10	.667	41	19	15	7
2020-21					19	23	.452					19	11	.633	16	16	22	18
2019-20					20	26	.435					14	13	.519	28	26	6	13
2018-19					24	28	.462					9	21	.300	23	36	10	13
2017-18					25	27	.481					17	13	.567	31	22	11	18
2016-17					28	24	.538					15	15	.500	34	24	9	15
2015-16					25	27	.481					17	13	.567	31	22	11	18
2014-15					35	17	.673					20	10	.667	**39**	14	16	13
2013-14					29	23	.558					21	9	.700	29	23	21	9
2012-13					34	18	.654					**22**	8	.733	33	18	**23**	8
2011-12					26	22	.542					15	**3**	**.833**	19	15	22	10
2010-11					30	22	.577					16	14	.533	31	26	15	10
2009-10					22	30	.423					18	12	.600	26	25	14	17
2008-09					14	38	.269					10	20	.333	15	37	9	21
2007-08					11	41	.212					11	19	.367	14	38	8	22
2006-07					14	38	.269					8	22	.267	14	40	8	20
2005-06					31	21	.596					18	12	.600	29	23	20	10
2004-05					27	25	.519					18	12	.600	30	23	15	14
2003-04	**12**	12	**16**	12	28	24	.538	**11**	3	**11**	5	**22**	8	.733	30	22	20	10
2002-03	5	19	7	21	12	40	.231	7	7	9	7	16	14	.533	13	35	15	19
2001-02	7	17	7	21	14	38	.269	4	10	5	11	9	21	.300	14	35	9	24
MEM					**568**	**636**	**.472**					**356**	**321**	**.526**	**618**	**631**	**328**	**357**
2000-01	**2**	**22**	9	19	11	41	.212	6	8	6	10	12	18	.400	13	36	10	23
1999-00	6	18	6	22	12	40	.231	5	9	5	11	10	20	.333	14	34	8	26
1998-99	3	18	5	18	8	36	.182	0	2	0	4	0	6	.000				
1997-98	4	20	10	18	14	38	.269	1	**13**	4	12	5	**25**	.167	13	36	6	27
1996-97	6	18	3	**25**	9	**43**	.173	4	10	1	**15**	5	**25**	.167	9	**42**	5	26
1995-96	3	21	6	22	9	**43**	.173	4	10	2	14	6	24	.200	10	37	5	**30**
TOTAL					**631**	**899**	**.412**					**415**	**448**	**.481**	**677**	**816**	**361**	**489**

***Notes** Franchise located in Vancouver, BC, Canada from 1995-96 to 2000-01 before relocating to Memphis, Tennessee in July 2001.

NBA realignment prior to the 2004-05 season divided each conference into three divisions. Prior to that, there were two divisions per conference.

TEAM WON & LOST STREAKS

Wins & Losses	Games	First Game	Last Game
Most consecutive wins, overall & single season	**11**	12/26/21 @ SAC	1/13/22 vs MIN
Most consecutive losses, overall & single season	**23**	2/16/96 vs ATL	4/2/96 @ POR
Most consecutive wins, home, overall	**22**	2/11/14 vs WAS	11/23/14 vs LAC
Most consecutive wins, home, single season	**14**	2/11/14 vs WAS	4/16/14 vs DAL
Most consecutive losses, home, overall & single season	**11**	2/16/96 vs ATL	3/31/96 vs CHA
Most consecutive wins, road, overall & single season	**7**	2/17/10 @ TOR	3/10/10 @ BOS
Most consecutive losses, road, overall	**30**	2/19/99 @ MIN	12/6/99 @ HOU
Most consecutive losses, road, single season	**23**	2/19/99 @ MIN	5/5/99 @ SAC

MONTHLY TEAM WON & LOST RECORDS

Category	Best		Month(s)	Worst		Month(s)
Overall Record	**12-1**	**.923**	November 2012	**0-17**	**.000**	March 1996
	8-1	**.889**	April 2006	**0-10**	**.000**	February 2018
Home Record	**9-0**	**1.000**	April 2012	**0-7**	**.000**	March 1996
Road Record	**7-1**	**.875**	March 2004, January 2014	**0-10**	**.000**	March 1996, April 1999

ALL-TIME SERIES

WESTERN	Overall		Home		Road		EASTERN	Overall		Home		Road	
CONFERENCE	**W**	**L**	**W**	**L**	**W**	**L**	**CONFERENCE**	**W**	**L**	**W**	**L**	**W**	**L**
Dallas	40	76	22	36	18	40	Atlanta	24	34	13	15	11	19
Denver	41	68	31	24	10	44	Boston	20	38	10	19	10	19
Golden State	52	58	33	24	19	34	Brooklyn	31	27	16	13	15	14
Houston	48	70	32	27	16	43	Charlotte *	26	27	13	13	13	14
LA Clippers	51	60	30	25	21	35	Chicago	26	33	16	13	10	20
LA Lakers	41	69	25	30	16	39	Cleveland	21	36	15	14	6	22
Minnesota	54	58	32	24	22	34	Detroit	32	27	16	13	16	14
New Orleans **	40	42	24	17	16	25	Indiana	24	34	17	13	7	21
Oklahoma City	35	74	23	31	12	43	Miami	27	30	15	13	12	17
Phoenix	47	62	26	27	21	35	Milwaukee	31	26	17	12	14	14
Portland	48	60	25	29	23	31	New Orleans **	2	2	2	0	0	2
Sacramento	50	59	34	22	16	38	New York	28	26	15	12	13	14
San Antonio	42	76	23	36	19	40	Orlando	31	26	21	8	10	18
Utah	42	67	25	29	17	38	Philadelphia	30	27	17	12	13	15
							Toronto	29	29	14	14	15	15
							Washington	33	24	24	5	9	19
VS WC – ALL-TIME	**631**	**899**	**385**	**380**	**246**	**519**	**VS EC – ALL-TIME**	**415**	**448**	**241**	**190**	**174**	**258**

*Charlotte defined as statistical information from the Charlotte Hornets (1989-2002, 2014-present) and Charlotte Bobcats (2004-14) franchise. Statistical information, records and history of Charlotte NBA basketball returned to the current Charlotte franchise from the New Orleans Pelicans on May 20, 2014.

**New Orleans defined as statistical information from the New Orleans Hornets (2002-13), New Orleans/Oklahoma City Hornets (2005-07) and New Orleans Pelicans (2013-present). From 2002-03 through 2003-04, the New Orleans Hornets were members of the Eastern Conference and switched to the Western Conference at the start of the 2004-05 season.

ALL-TIME TEAM RECORDS

ALL-TIME COACHES RECORDS

Season	Head Coach	Won	Lost	Pct	Note	Assistant Coaches
MEMPHIS						
2024-25	Tuomas Iisalo	4	5	.444	From 3/28/25	Joe Boylan, Anthony Carter, Jason March, Patrick Mutombo, Erik Schmidt
	Taylor Jenkins	44	29	.603	To 3/27/25	Joe Boylan, Anthony Carter, Tuomas Iisalo, Noah LaRoche, Jason March, Patrick Mutombo, Erik Schmidt, Patrick St. Andrews
2023-24	Taylor Jenkins	27	55	.329		Anthony Carter, Blake Ahearn, Brad Jones, James "Scoonie" Penn, Patrick St. Andrews, Sonia Raman, Vitaly Potapenko
2022-23	Taylor Jenkins	51	31	.622		Blake Ahearn, Brad Jones, Darko Rajakovic, David McClure, James "Scoonie" Penn, Sonia Raman, Vitaly Potapenko
2021-22	Taylor Jenkins	56	26	.683		Blake Ahearn, Brad Jones, Darko Rajakovic, David McClure, James "Scoonie" Penn, Sonia Raman, Vitaly Potapenko
2020-21	Taylor Jenkins	38	34	.528		Blake Ahearn, Brad Jones, Darko Rajakovic, David McClure, James "Scoonie"Penn, Sonia Raman, Vitaly Potapenko
2019-20	Taylor Jenkins	34	39	.466		Niele Ivey, Brad Jones, David McClure, James "Scoonie" Penn, Vitaly Potapenko, Neven Spahija, Blake Ahearn
2018-19	J.B. Bickerstaff	33	49	.402		Chad Forcier, Jerry Stackhouse, Greg Buckner, Vitaly Potapenko, Nick Van Exel, Adam Mazarei
2017-18	J.B. Bickerstaff	15	48	.238	From 11/29/17	Keith Smart, Bob Bender, Nick Van Exel, Adam Mazarei, Greg Buckner
	David Fizdale	7	12	.368	To 11/27/17	J.B. Bickerstaff, Keith Smart, Bob Bender, Nick Van Exel, Adam Mazarei
2016-17	David Fizdale	43	39	.524		J.B. Bickerstaff, Keith Smart, Bob Bender, Nick Van Exel, Adam Mazarei
2015-16	Dave Joerger	42	40	.512		Elston Turner, Jeff Bzdelik, Bob Thornton, Shawn Respert, Duane Ticknor, Jason March
2014-15	Dave Joerger	55	27	.671		Elston Turner, Jeff Bzdelik, Bob Thornton, Shawn Respert, Duane Ticknor, Jason March
2013-14	Dave Joerger	50	32	.610		Elston Turner, Duane Ticknor, Bob Thornton, Shawn Respert
2012-13	Lionel Hollins	56	26	.683	To 6/10/13	Dave Joerger, Henry Bibby, Bob Thornton, Barry Hecker, Mitchell Anderson, Lloyd Pierce
2011-12	Lionel Hollins	41	25	.621		Dave Joerger, Henry Bibby, Bob Thornton, Barry Hecker
2010-11	Lionel Hollins	46	36	.533		Johnny Davis, Henry Bibby, Dave Joerger, Barry Hecker, Damon Stoudamire, Mitchell Anderson
2009-10	Lionel Hollins	40	42	.488		Johnny Davis, Henry Bibby, Dave Joerger, Barry Hecker, Damon Stoudamire
2008-09	Lionel Hollins	13	26	.333	From 1/27/09	Johnny Davis, Henry Bibby, Dave Joerger, Barry Hecker, Damon Stoudamire
	Johnny Davis	0	2	.000	1/23/09 to 1/25/09	Kevin O'Neill, Andy Greer, Dave Joerger, Ron DuBois
	Marc Iavaroni	11	30	.268	To 1/23/09	Johnny Davis, Kevin O'Neill, Andy Greer, Dave Joerger, Ron DuBois
2007-08	Marc Iavaroni	22	60	.268		Johnny Davis, Gordon Chiesa, Andy Greer, Dave Joerger, Ron DuBois
2006-07	Tony Barone Sr.	16	36	.308	12/30/06 to 4/18/07	Mitchell Anderson, Paul Cormier, Lionel Hollins
	Mike Fratello	6	24	.200	To 12/28/06	Mitchell Anderson, Paul Cormier, Lionel Hollins
2005-06	Mike Fratello	49	33	.598		Mitchell Anderson, Eric Musselman, Lionel Hollins
2004-05	Mike Fratello	40	26	.606	From 12/3/04	Mitchell Anderson, Eric Musselman, Lionel Hollins
	Lionel Hollins	0	4	.000	11/26/04 to 12/1/04	Tony Barone Sr., Brendan Brown, Hal Wissel
	Hubie Brown	5	7	.417	To 11/25/04	Tony Barone Sr., Brendan Brown, Lionel Hollins, Hal Wissel
2003-04	Hubie Brown	50	32	.610		Tony Barone Sr., Brendan Brown, Lionel Hollins, Hal Wissel
2002-03	Hubie Brown	28	46	.378	From 11/15/02	Tony Barone Sr., Brendan Brown, Lionel Hollins, Hal Wissel
	Sidney Lowe	0	8	.000	To 11/11/02	Bob Staak, Scott Roth, Lionel Hollins, Mitchell Anderson
2001-02	Sidney Lowe	23	59	.280		Bob Staak, Scott Roth, Michael Adams, Mitchell Anderson
VANCOUVER						
2000-01	Sidney Lowe	23	59	.280		Bob Staak, Scott Roth, Michael Adams, Mitchell Anderson
1999-00	Lionel Hollins	18	42	.300	12/18/99 to 4/19/00	Jim Boylan, Jack Nolan, Lawrence Frank
	Brian Hill	4	18	.182	To 12/15/99	Lionel Hollins, Jim Boylan, Jack Nolan, Lawrence Frank
1998-99	Brian Hill	8	42	.160		Lionel Hollins, Jim Boylan, Jack Nolan
1997-98	Brian Hill	19	63	.232		Lionel Hollins, Jim Boylan, Jack Nolan
1996-97	Stu Jackson	6	33	.154	1/25/97 to 4/19/97	Lionel Hollins, Rex Hughes, Jimmy Powell
	Brian Winters	8	35	.186	To 1/24/97	Lionel Hollins, Rex Hughes, Jimmy Powell
1995-96	Brian Winters	15	67	.183		Lionel Hollins, Rex Hughes, Jimmy Powell

Head Coach	Seasons	Won	Lost	Pct
Taylor Jenkins	2019-25	250	214	.539
Lionel Hollins	1999-2000, 2004, 2009-13	214	201	.516
Dave Joerger	2013-16	147	99	.598
Mike Fratello	2004-06	95	83	.534
Hubie Brown	2002-04	83	85	.494
David Fizdale	2016-18	50	51	.495
J.B. Bickerstaff	2017-19	48	97	.331
Sidney Lowe	2000-02	46	126	.267
Marc Iavaroni	2007-09	33	90	.268
Brian Hill	1997-99	31	123	.201
Brian Winters	1995-97	23	102	.184
Tony Barone	2006-07	16	36	.308
Stu Jackson	1996-97	6	33	.154
Tuomas Iisalo	2024-25	4	5	.444
Johnny Davis	2008-09	0	2	.000

GRIZZLIES & OPPONENTS STATISTICS BY SEASON

GRIZZLIES

Season	G	Min	FG	FGA	FG%	3P	3PA	3P%	FT	FTA	FT%	OREB	DREB	REB	AST	PF	DQ	STL	TO	BLK	PTS	PPG
MEMPHIS																						
2024-25	82	19705	3670	7654	.479	1141	3106	.367	1499	1908	.786	1056	2819	3875	2330	1711	9	726	1285	462	9980	121.7
2023-24	82	19780	3145	7230	.435	1071	3097	.346	1316	1722	.764	896	2598	3494	2025	1563	10	673	1236	501	8677	105.8
2022-23	82	19780	3585	7551	.475	985	2807	.351	1432	1954	.733	988	2835	3823	2135	1643	13	680	1116	473	9587	116.9
2021-22	82	19780	3571	7739	.461	945	2679	.353	1393	1898	.734	1159	2873	4032	2131	1620	7	800	1082	534	9480	115.6
2020-21	72	17405	3085	6608	.467	803	2258	.356	1184	1536	.763	803	2543	3346	1938	1349	13	655	957	364	8157	113.3
2019-20	73	17570	3106	6634	.468	798	2297	.347	1212	1589	.763	754	2643	3397	1965	1546	22	576	1113	399	8222	112.6
2018-19	82	19880	3113	6924	.450	811	2368	.342	1453	1882	.772	723	2703	3426	1963	1801	17	684	1147	448	8490	103.5
2017-18	82	19705	3013	6788	.444	758	2152	.352	1361	1732	.786	779	2544	3323	1767	1900	15	613	1227	396	8145	99.3
2016-17	82	19905	2984	6854	.435	767	2169	.354	1504	1918	.784	886	2621	3507	1744	1840	15	653	1059	344	8239	100.5
2015-16	82	19830	3019	6859	.440	504	1521	.331	1584	2024	.783	916	2497	3413	1697	1783	4	724	1090	350	8126	99.1
2014-15	82	19905	3097	6763	.458	423	1246	.339	1445	1869	.773	856	2634	3490	1777	1567	8	700	1094	347	8062	98.3
2013-14	82	19805	3122	6723	.464	405	1147	.353	1235	1666	.741	950	2526	3476	1792	1568	5	631	1124	375	7884	96.1
2012-13	82	19805	2964	6679	.444	382	1107	.345	1349	1746	.773	1059	2445	3504	1715	1660	6	703	1144	436	7659	93.4
2011-12	66	15940	2425	5422	.447	277	849	.326	1142	1504	.759	831	1944	2775	1290	1316	7	631	955	345	6269	95.0
2010-11	82	19880	3200	6801	.471	309	926	.334	1486	1981	.750	970	2391	3361	1691	1705	8	771	1145	441	8195	99.9
2009-10	82	19905	3223	6875	.469	344	1020	.337	1614	2202	.733	1070	2496	3566	1543	1655	13	645	1248	399	8404	102.5
2008-09	82	19805	2865	6311	.454	398	1106	.360	1570	2077	.756	847	2337	3184	1423	1777	11	615	1252	385	7698	93.9
2007-08	82	19805	3060	6737	.454	620	1779	.349	1517	2097	.723	848	2567	3415	1574	1592	14	503	1251	386	8257	100.7
2006-07	82	19980	2998	6448	.465	500	1362	.367	1835	2410	.761	866	2375	3241	1680	1827	20	564	1343	407	8331	101.6
2005-06	82	19855	2746	6125	.448	590	1578	.374	1476	2077	.711	834	2379	3213	1586	1757	17	600	1134	442	7558	92.2
2004-05	82	19705	2802	6271	.447	531	1486	.357	1526	2024	.754	887	2307	3194	1716	1910	9	699	1197	476	7661	93.4
2003-04	82	19880	2963	6657	.445	447	1314	.340	1557	2143	.727	1047	2381	3428	1915	1903	24	795	1226	565	7930	96.7
2002-03	82	19930	3049	6743	.452	467	1279	.365	1430	1936	.739	943	2466	3409	1892	1678	16	651	1262	500	7995	97.5
2001-02	82	19780	2851	6535	.436	336	1096	.307	1334	1883	.708	984	2413	3397	1785	1571	11	646	1344	488	7372	89.9
MEM	**1933**	**467320**	**73656**	**161931**	**.455**	**14612**	**41749**	**.350**	**34454**	**45778**	**.753**	**21952**	**60337**	**82289**	**43074**	**40242**	**294**	**15938**	**28031**	**10263**	**196378**	**101.6**
2000-01	82	19780	2870	6539	.439	325	947	.343	1457	1892	.770	894	2431	3325	1899	1733	12	586	1291	359	7522	91.7
1999-00	82	19855	2892	6441	.449	324	898	.361	1594	2060	.774	1005	2324	3329	1700	1881	19	608	1381	346	7702	93.9
1998-99	50	12175	1643	3838	.428	148	453	.327	1009	1408	.717	650	1359	2009	964	1123	7	420	848	199	4443	88.9
1997-98	82	19830	3006	6567	.458	325	898	.362	1586	2145	.739	1081	2313	3394	1960	1809	10	614	1405	349	7923	96.6
1996-97	82	19780	2819	6453	.437	445	1274	.349	1230	1734	.709	1023	2155	3178	1862	1755	8	657	1301	464	7313	89.2
1995-96	82	19880	2772	6483	.428	372	1129	.329	1446	1998	.724	957	2170	3127	1706	1852	14	728	1347	333	7362	89.8
TOTAL	**2393**	**578620**	**89658**	**198252**	**.452**	**16551**	**47348**	**.350**	**42776**	**57015**	**.750**	**27562**	**73089**	**100651**	**53165**	**50395**	**364**	**19551**	**35604**	**12313**	**238643**	**99.7**

OPPONENTS

Season	G	Min	FG	FGA	FG%	3P	3PA	3P%	FT	FTA	FT%	OREB	DREB	REB	AST	PF	DQ	STL	TO	BLK	PTS	PPG
MEMPHIS																						
2024-25	82	19705	3435	7529	.456	1162	3230	.360	1550	2013	.770	945	2625	3570	2217	1653	4	710	1242	450	9582	116.9
2023-24	82	19780	3381	7128	.474	1098	2905	.378	1391	1785	.779	874	2867	3741	2179	1539	10	668	1239	536	9251	112.8
2022-23	82	19780	3340	7365	.453	1065	2998	.355	1519	1931	.787	902	2738	3640	2167	1644	14	559	1240	427	9264	113.0
2021-22	82	19780	3305	7269	.455	987	2828	.349	1417	1837	.771	821	2706	3527	2047	1625	16	588	1235	496	9014	109.9
2020-21	72	17405	2953	6387	.462	926	2526	.367	1251	1588	.788	704	2515	3219	1827	1318	7	552	1068	377	8083	112.3
2019-20	73	17570	2964	6593	.450	942	2580	.365	1430	1828	.782	757	2519	3276	1814	1474	10	585	1080	386	8300	113.7
2018-19	82	19880	3083	6836	.451	951	2639	.360	1586	2023	.784	781	2883	3664	1920	1758	9	625	1249	402	8703	106.1
2017-18	82	19705	3046	6586	.462	874	2376	.368	1688	2196	.769	782	2703	3485	1816	1674	4	662	1210	421	8654	105.5
2016-17	82	19905	2864	6465	.443	813	2299	.354	1658	2202	.753	761	2692	3453	1645	1708	10	574	1171	410	8199	10.0
2015-16	82	19830	2947	6459	.456	797	2185	.365	1619	2107	.768	830	2711	3541	1792	1732	9	576	1327	469	8310	101.3
2014-15	82	19905	2954	6684	.442	663	1889	.351	1225	1651	.742	864	2616	3480	1652	1662	13	604	1257	424	7796	95.1
2013-14	82	19805	2924	6500	.450	615	1731	.355	1292	1686	.766	809	2403	3212	1632	1553	6	591	1162	410	7755	94.6
2012-13	82	19805	2964	6679	.444	504	1489	.338	1319	1763	.748	845	2359	3204	1599	1643	13	600	1268	450	7319	89.3
2011-12	66	15940	2278	5132	.444	417	1209	.345	1163	1522	.764	729	1954	2683	1274	1275	8	518	1130	363	6136	93.0
2010-11	82	19880	2967	6489	.457	587	1592	.369	1482	1948	.761	905	2387	3292	1724	1754	12	613	1367	505	8003	97.6
2009-10	82	19905	3277	6849	.478	572	1618	.354	1402	1858	.755	907	2349	3256	1875	1840	19	635	1165	501	8528	104.0
2008-09	82	19805	3018	6378	.473	536	1510	.355	1574	2043	.770	842	2431	3273	1735	1786	11	632	1194	443	8146	99.3
2007-08	82	19805	3394	7076	.480	591	1625	.364	1387	1791	.774	932	2721	3653	1963	1842	12	711	1096	403	8766	106.9
2006-07	82	19980	3287	6761	.486	576	1480	.389	1603	2113	.759	965	2483	3448	2062	1992	26	681	1253	450	8753	106.7
2005-06	82	19855	2691	6172	.436	408	1223	.334	1465	1942	.754	927	2404	3331	1605	1867	14	597	1213	456	7255	88.5
2004-05	82	19705	2684	6215	.432	426	1215	.351	1679	2179	.771	993	2387	3380	1633	1853	15	612	1303	476	7473	91.1
2003-04	82	19880	2859	6550	.436	369	1091	.338	1643	2150	.764	1099	2508	3607	1674	1891	26	673	1395	461	7730	94.3
2002-03	82	19930	3224	7008	.460	431	1188	.363	1381	1819	.759	1126	2555	3681	1991	1782	21	714	1213	430	8260	100.7
2001-02	82	19780	3119	6829	.457	398	1112	.358	1346	1788	.753	1135	2560	3695	1961	1784	12	781	1207	457	7982	97.3
MEM	**1933**	**467320**	**73090**	**160160**	**.456**	**16585**	**46270**	**.358**	**35003**	**45711**	**.766**	**21334**	**61104**	**82438**	**43915**	**40680**	**307**	**15164**	**29173**	**10590**	**197336**	**102.1**
2000-01	82	19780	3143	6791	.463	389	1075	.362	1317	1798	.732	1052	2534	3586	1935	1768	16	710	1217	476	7992	97.5
1999-00	82	19855	3136	6613	.474	361	1083	.333	1530	1989	.769	970	2336	3306	1932	1912	28	725	1234	519	8163	99.5
1998-99	50	12175	1813	3917	.463	229	653	.351	1021	1400	.729	673	1456	2129	1189	1164	15	490	779	328	4876	97.5
1997-98	82	19830	3230	6797	.475	428	1111	.385	1634	2233	.732	1144	2358	3502	2101	1832	12	836	1163	538	8522	103.9
1996-97	82	19780	3092	6556	.472	500	1369	.365	1468	2018	.727	1206	2426	3632	1974	1593	15	725	1251	461	8152	99.4
1995-96	82	19880	3080	6486	.475	459	1226	.374	1561	2129	.733	1102	2550	3652	1988	1785	9	698	1423	474	8180	99.8
TOTAL	**2393**	**578620**	**90584**	**197320**	**.459**	**18951**	**52787**	**.359**	**43534**	**57278**	**.760**	**27481**	**74764**	**102245**	**55034**	**50734**	**402**	**19348**	**36240**	**13386**	**243221**	**101.6**

NBA STATISTICAL RANK BY SEASON

Offensive	95-96	96-97	97-98	98-99	99-00	00-01	01-02	02-03	03-04	04-05	05-06	06-07	07-08
Points per gm	29	28	10	24	26	25	27	8	7	23	27	6	10
Field Goal Pct	27	26	9	19	18	17	21	8	8	16	20	8	15
Free Throw Pct	22	27	16	20	8	6	28	24	24	19	27	13	26
3-Pt Field Goal Pct	28	23	6	21	13	21	28	7	20	12	8	7	22
Off Rebounds per gm	22	15	12	12	19	26	16	20	3	25	25	23	22
Tot Rebounds per gm	28	27	15	23	28	24	24	19	17	30	28	26	18
Assists per gm	25	10	6	23	24	8	16	6	5	20	22	19	28
Steals per gm	5	15	26	16	21	23	16	14	1	5	10	23	28
Turnovers per gm	20	16	28	29	25	20	27	20	16	19	8	26	28
Blocks per gm	24	6	24	27	26	25	7	4	2	5	8	13	17

Offensive (cont.)	08-09	09-10	10-11	11-12	12-13	13-14	14-15	15-16	16-17	17-18	18-19	19-20	20-21
Points per gm	29	7	12	20	27	27	20	24	29	29	30	14	15
Field Goal Pct	21	9	6	16	21	7	9	23	30	27	23	7	18
Free Throw Pct	22	25	23	13	10	23	7	9	13	6	15	19	18
3-Pt Field Goal Pct	21	26	27	25	24	19	22	29	17	25	25	23	20
Off Rebounds per gm	24	1	6	5	3	9	T-21	8	10	18	29	14	2
Tot Rebounds per gm	30	4	16	16	11	19	21	2	24	29	29	5	4
Assists per gm	30	29	T-21	T-24	24	14	15	25	21	26	19	2	4
Steals per gm	T-9	7	1	1	4	14	T-6	6	13	22	6	12	T-1
Turnovers per gm	24	27	T-12	T-14	5	4	7	6	6	23	15	23	10
Blocks per gm	18	18	7	12	12	16	24	21	22	14	T-4	7	12

Offensive (cont.)	21-22	22-23	23-24	24-25
Points per gm	2	9	30	2
Field Goal Pct	19	16	30	9
Free Throw Pct	28	30	23	12
3-Pt Field Goal Pct	17	23	29	11
Off Rebounds per gm	1	4	10	3
Tot Rebounds per gm	1	2	24	2
Assists per gm	6	9	27	8
Steals per gm	1	3	4	7
Turnovers per gm	9	12	26	28
Blocks per gm	1	3	4	3

Defensive	95-96	96-97	97-98	98-99	99-00	00-01	01-02	02-03	03-04	04-05	05-06	06-07	07-08
Points per gm	15	21	28	26	17	26	21	27	15	4	1	29	28
Field Goal Pct	22	26	27	27	28	26	23	28	13	6	6	30	30
Free Throw Pct	8	4	11	16	27	4	18	14	24	27	25	22	29
3-Pt Field Goal Pct	21	19	29	22	4	22	19	23	9	11	2	30	18
Off Rebounds per gm	23	29	25	27	8	26	29	27	29	20	16	23	21
Tot Rebounds per gm	28	27	23	20	3	24	27	25	26	11	14	21	27
Assists per gm	23	25	28	29	21	26	25	29	8	6	10	29	28
Steals per gm	21	24	29	28	25	28	29	24	21	16	18	30	30
Turnovers per gm	20	22	23	14	17	17	13	13	3	4	9	11	22
Blocks per gm	24	26	29	29	28	21	20	22	25	29	29	30	18

Defensive (cont.)	08-09	09-10	10-11	11-12	12-13	13-14	14-15	15-16	16-17	17-18	18-19	19-20	20-21
Points per gm	14	24	13	5	1	3	2	11	3	13	3	21	16
Field Goal Pct	25	24	14	12	3	9	10	18	3	17	7	9	11
Free Throw Pct	16	12	11	25	12	27	7	24	2	18	29	21	27
3-Pt Field Goal Pct	10	15	24	11	2	12	18	22	11	21	21	24	18
Off Rebounds per gm	7	15	18	T-12	3	2	8	12	6	12	5	19	T-12
Tot Rebounds per gm	7	7	8	7	1	1	8	11	7	8	12	14	18
Assists per gm	17	23	14	4	4	4	4	13	3	9	6	18	19
Steals per gm	20	24	20	T-16	6	7	T-8	3	6	21	18	21	18
Turnovers per gm	10	17	1	1	6	20	8	3	13	9	6	12	7
Blocks per gm	25	28	30	22	19	19	20	29	18	23	13	22	20

Defensive (cont.)	21-22	22-23	23-24	24-25
Points per gm	12	11	12	24
Field Goal Pct	10	1	19	4
Free Throw Pct	13	22	11	6
3-Pt Field Goal Pct	11	9	27	15
Off Rebounds per gm	11	24	16	T-9
Tot Rebounds per gm	7	21	29	10
Assists per gm	16	27	15	18
Steals per gm	7	7	24	20
Turnovers per gm	3	6	2	7
Blocks per gm	30	24	30	25

ALL-TIME TEAM RECORDS

Combination	95-96	96-97	97-98	98-99	99-00	00-01	01-02	02-03	03-04	04-05	05-06	06-07	07-08
Scoring differential	28	29	25	27	26	26	28	22	9	8	6	30	24
Rebound percentage	29	29	22	23	16	27	27	28	23	28	25	25	25

Combination (cont.)	08-09	09-10	10-11	11-12	12-13	13-14	14-15	15-16	16-17	17-18	18-19	19-20	20-21
Scoring differential	26	17	10	12	7	14	8	20	13	27	24	17	15
Rebound percentage	19	1	8	5	1	3	15	11	7	22	26	14	6

Combination (cont.)	21-22	22-23	23-24	24-25
Scoring differential	4	4	26	5
Rebound percentage	1	6	23	2

GRIZZLIES MONTHLY HIGHS/LOWS*

Grizzlies	Highest	Month(s)	Lowest	Month(s)
PTS/G	126.5	December 2024	84.3	February 2002
PTS DIFF	+12.4	December 2021, March 2022	-14.0	May 1999, February 2018
FG%	.501	January 2007	.397	May 1999
3P%	.471	December 1997	.225	February 2002
FT%	.840	November 2015	.674	April 2008
REB/G	54.8	February 2022	35.7	December 2006
AST/G	30.6	November 2024, December 2024	15.7	January 2009
STL/G	11.6	December 2021	5.6	November 2007
TOV/G	18.9	March 2000	11.0	April 2013
BLK/G	8.0	December 2003, November 2024	2.7	April 2016

Opponents	Highest	Month(s)	Lowest	Month(s)
PTS/G	120.2	February 2025	83.3	April 2013
FG%	.509	April 1998	.403	April 2013
3P%	.436	February 2007	.275	May 1999
FT%	.836	January 2023	.660	April 1998
REB/G	49.9	December 2001	36.0	March 2011
AST/G	29.9	February 2025	18.1	April 2012, March 2013
STL/G	12.3	February 1998	4.3	January 2017
TOV/G	19.3	February 2005	11.6	April 1997
BLK/G	7.7	March 2016, February 1999	3.5	October 2008

*minimum 9 games played during month

ALL-TIME TEAM RECORDS

MARGINS, LEADS & DEFICITS

Margin of Victory	Diff	Game	Diff	Game
All Games	+73	12/2/21 vs OKC (152-79)	-61	3/22/18 @ CHA (79-140)
	+51	12/19/24 vs GSW (144-93)	-50	11/2/15 @ GSW (69-119)
	+49	2/28/21 @ HOU (133-84)	-49	(2) 3/14/16 @ HOU (81-130) *
At Home	+73	12/2/21 vs OKC (152-79)	-47	12/4/96 vs IND (80-127)
On The Road	+49	2/28/21 @ HOU (133-84)	-61	3/22/18 @ CHA (79-140)

Leads & Deficits	Lead	Game	Def	Game
All Games	+78	12/2/21 vs OKC (148-70, 2:32 left in 4Q)	-65	3/22/18 @ CHA (72-137, 1:45 left in 4Q)
	+57	12/19/24 vs GSW (125-68, 8:24 left in 4Q)	-52	11/2/15 @ GSW (67-119, 0:52 left in 4Q)
	+49	2/28/21 @ HOU (133-84, 0:33 left in 4Q)	-52	3/14/16 @ HOU (78-130, 0:32 left in 4Q)
Home	+78	12/2/21 vs OKC (148-70, 2:32 left in 4Q)	-48	4/3/98 vs SEA (90-138, 1:12 left in 4Q)
Road	+49	2/28/21 @ HOU (133-84, 0:33 left in 4Q)	-65	3/22/18 @ CHA (79-140, 1:45 left in 4Q)
After Q1	+22	2/10/22 @ DET (41-19)	-27	12/26/06 @ WAS (18-45)
Halftime	+36	12/2/21 vs OKC (72-36)	-33	(3) 11/1/23 @ UTA (46-79) *
After Q3	+51	12/2/21 vs OKC (113-62)	-55	3/22/18 @ CHA (57-112)

Point Differential	Diff	Game	Diff	Game
Q1 Only	+22	(2) 12/19/24 vs GSW (37-15) *	-27	12/26/06 @ WAS (18-45)
Q2 Only	+22	3/28/22 vs GSW (43-21)	-27	(2) 11/17/19 vs DEN (17-44) *
Q3 Only	+25	4/18/12 vs NOH (37-12)	-31	1/19/19 @ TOR (14-45)
Q4 Only	+23	(3) 3/2/20 @ ATL (43-20) *	-26	(3) 11/8/19 @ ORL (8-34) *
1st Half	+36	12/2/21 vs OKC (72-36)	-33	(3) 11/1/23 @ UTA (46-79) *
2nd Half	+38	3/25/25 at UTA (76-38)	-33	11/8/95 @ SAS (34-67)

Comebacks	From	Game	From	Game
All Games	-29	3/17/23 @ SAS (down 29, won 126-120, OT)	+25	1/28/19 vs DEN (led by 25, lost 92-95)
	-26	11/13/14 vs SAC (down 26, won 111-110)	+24	12/18/19 @ OKC (led by 24, lost 122-126)
Home	-26	11/13/14 vs SAC (down 26, won 111-110)	+25	1/28/19 vs DEN (led by 25, lost 92-95)
Road	-29	3/17/23 @ SAS (down 29, won 126-120, OT)	+24	12/18/19 @ OKC (led by 24, lost 122-126)

Points Streaks	Lead	Game	Def	Game
All Games	24-0	2/27/13 vs DAL (Q2/Q3, 9:24 span)	0-25	4/10/07 vs SAC (Q1, 5:36 span)
Home	24-0	2/27/13 vs DAL (Q2/Q3, 9:24 span)	0-25	4/10/07 vs SAC (Q1, 5:36 span)
Road	21-0	11/27/09 @ POR (Q1/Q2, 8:14 span)	0-23	12/19/23 @ NOP (Q2, 4:36 span)
Scoreless	9:05	3/18/97 @ NYK (4Q)	9:24	2/27/13 vs DAL (Q2/Q3)

* Last occurence

ALL-TIME TEAM RECORDS

TEAM SCORING RECORDS

SCORING HIGHS

Scoring Highs	Grizzlies	Date/Opp	Opponent	Date/Opp
Game, Overall	155	12/26/24 vs TOR	148	2/25/25 vs PHO
Game, Regulation	155	12/26/24 vs TOR	145	12/23/19 vs SAS
Q1	48	3/9/23 vs GSW	46	(2) 1/3/25 @ SAC *
Q2	44	1/11/23 vs SAS	50	2/20/25 @ IND
Q3	55	4/9/22 vs NOP	45	1/19/19 @ TOR
Q4	43	(3) 3/2/20 @ ATL *	43	2/12/22 @ CHA
H1	86	4/10/19 vs GSW	78	(3) 1/3/25 @ SAC *
H2	85	2/5/25 @ TOR	83	1/27/25 @ NYK
OT1	22	(2) 3/11/16 vs NOP *	20	2/22/98 @ TOR
OT2	19	12/18/06 vs SEA	19	1/27/07 vs POR
OT3	13	2/17/99 vs BOS	15	2/17/99 vs BOS

SCORING LOWS

Scoring Lows	Grizzlies	Date/Opp	Opponent	Date/Opp
Game, Overall	62	11/8/95 @ SAS	63	12/13/03 vs NJN
Q1	7	3/1/98 vs ATL	8	2/12/03 vs NJN
Q2	7	(2) 10/30/13 @ SAS *	7	1/8/16 vs DEN
Q3	7	1/27/98 vs CHI	5	2/27/13 vs DAL
Q4	6	2/21/02 vs PHO	7	11/11/06 @ PHO
H1	24	3/13/99 @ DAL	26	12/3/05 @ HOU
H2	23	11/11/00 @ SAS	24	(2) 12/20/04 @ LAL *
OT1	0	12/1/00 vs IND	2	1/25/16 vs ORL
OT2	2	2/19/10 vs MIA	2	1/11/15 vs PHO
OT3	6	12/17/14 @ SAS	5	12/17/14 @ SAS

COMBINED

Total Points	Grizzlies	Date/Opp	Opponent	Date/Opp
Game, Overall	299	2/25/25 vs PHO (151-148)	134	1/13/96 vs MIA (69-65)
Game, Regulation	281	12/26/24 vs TOR (155-126)	134	1/13/96 vs MIA (69-65)
One Quarter	86	4/10/19 vs GSW (Q1, 45-41)	22	11/14/96 vs PHO (Q2, 14-8)
One Half	154	(2) 2/25/25 vs PHO (79-75, H2) *	61	1/13/96 vs MIA (H2, 37-24)
Overtime	37	3/11/16 vs NOP (22-15)	9	(2) 1/11/13 vs SAS (OT1, 6-3) *

OTHER

Highs	Grizzlies	Date/Opp	Opponent	Date/Opp
Starters Scoring	116	4/12/24 vs LAL	124	4/5/23 @ NOP
Bench Scoring	93	12/2/21 vs OKC	84	4/7/19 vs DAL
Fast Break Pts	42	3/8/22 vs NOP	53	1/18/10 vs PHO
2nd Chance Pts	39	1/20/23 @ LAL	35	3/6/24 @ PHI
Pts In The Paint	88	4/11/21 vs IND	82	3/3/25 vs ATL
Pts Off Turnovers	41	2/28/23 vs LAL	41	2/12/25 @ LAC
Players In Dbl Figs	9	12/2/21 vs OKC	9	3/14/16 @ HOU
Players With Dbl Dbls	4	(3) 11/2/24 @ PHI *	4	4/2/04 vs PHO

Lows	Grizzlies	Date/Opp	Opponent	Date/Opp
Starters Scoring	21	1/1/12 @ CHI	19	11/2/16 vs NOP
Bench Scoring	0	4/14/00 vs MIN	2	(2) 2/21/03 @ NOH *
Fast Break Pts	0	(8) 2/3/19 @ NYK *	0	(5) 11/13/21 @ NOP *
2nd Chance Pts	0	(3) 12/7/19 @ UTA *	0	(7) 3/25/25 @ UTA *
Pts In The Paint	12	3/25/00 vs UTA	14	12/27/02 vs ORL
Pts Off Turnovers	0	(2) 4/2/23 @ CHI *	0	4/16/21 @ CHI

* Most recent occurrence

ALL-TIME TEAM RECORDS

GRIZZLIES ALL-TIME SEASON & SINGLE-GAME HIGHS

	Points		3-Pt Field Goal Pct		Defensive Rebounds	
Season	9980	2024-25	.374	2005-06	2873	2021-22
	9587	2022-23	.367	2024-25	2835	2022-23
	9480	2021-22	.367	2006-07	2819	2024-25
Game	155	12/26/2024 vs TOR	.833	12/10/2002 @ MIA	54	11/28/2021 vs SAC
	152	12/2/2021 vs OKC	.800	1/9/2000 @ BOS	49	2/9/2020 @ WAS
	151	(2) 2/25/2025 vs PHO (OT) *	.778	3/20/1999 vs SAS	49	10/31/2024 vs MIL
Half	86	4/10/2019 vs GSW (H1)	1.000	(10+) 11/11/2014 vs SAC (H2) *	30	4/25/2021 @ POR (H1)
Quarter	55	4/9/2022 vs NOP (Q3)	1.000	(10+) 11/2/2024 @ PHI (Q2) *	18	4/25/2021 @ POR (Q1)
OT	22	(2) 3/11/2016 vs NOP *	1.000	(10+) 11/3/2023 @ POR *	9	1/25/2016 vs ORL

	Field Goals Made		Free Throws Made		Assists	
Season	3670	2024-25	1835	2006-07	2330	2024-25
	3585	2022-23	1614	2009-10	2135	2022-23
	3571	2021-22	1594	1999-00	2131	2021-22
Game	60	12/2/2021 vs OKC	45	2/17/1999 vs BOS (3OT)	41	12/2/2021 vs OKC
	58	12/26/2024 vs TOR	40	(3) 1/12/2000 vs PHO *	41	4/9/2022 vs NOP
	57	3/24/2023 vs HOU			40	4/19/1997 @ PHO
Half	32	(3) 11/23/2024 @ CHI (H2) *	32	1/9/2000 @ TOR (H2)	25	4/19/1997 @ PHO (H1)
Quarter	20	4/9/2022 vs NOP (Q3)	22	11/11/1997 vs LAC (Q4)	16	4/9/2022 vs NOP (Q3)
OT	7	(5) 3/17/2022 @ SAS *	11	2/28/2003 vs MIA	6	4/19/2006 @ MIN (2OT)

	Field Goal Atts		Free Throw Atts		Personal Fouls	
Season	7739	2021-22	2410	2006-07	1910	2004-05
	7654	2024-25	2202	2009-10	1903	2003-04
	7551	2022-23	2145	1997-98	1900	2017-18
Game	116	3/13/2012 vs LAL (2OT)	51	11/3/2007 vs IND	37	2/25/2005 vs DEN (OT)
	115	4/11/2021 vs IND	51	3/16/2012 vs TOR	35	2/17/1999 vs BOS (3OT)
	112	2/28/2023 vs LAL	50	(2) 7/31/2020 @ POR (OT) *	35	(3) 10/23/2024 @ UTA *
Half	60	(3) 2/28/2023 vs LAL (H1) *	39	2/14/1997 vs BOS (H2)	22	2/20/2020 @ SAC (H2)
Quarter	37	12/26/2024 vs TOR (Q3)	32	11/11/1997 vs LAC (Q4)	15	12/3/2024 @ DAL (Q4)
OT	15	3/28/2010 @ MIL	14	1/28/2002 vs LAC	9	1/15/2008 vs CLE

	Field Goal Pct		Free Throw Pct		Steals	
Season	.479	2024-25	.786	2024-25	800	2021-22
	.475	2022-23	.786	2017-18	795	2003-04
	.471	2010-11	.784	2016-17	771	2010-11
Game	.625	12/2/2021 vs OKC	1.000	(10+) 3/17/2025 @ SAC *	22	10/30/2010 vs MIN
	.620	12/13/2003 vs NJN			19	(3) 3/9/2004 vs SAS *
	.613	3/24/2023 vs HOU				
Half	.718	3/13/2001 @ ATL (H2)	1.000	(10+) 4/13/2025 vs DAL (H2) *	14	10/30/2010 vs MIN (H2)
Quarter	.875	4/12/1996 vs SAC (Q2)	1.000	(10+) 4/13/2025 vs DAL (Q3) *	9	12/9/2021 vs LAL (Q2)
OT	1.000	1/28/2002 vs LAC	1.000	(10+) 3/2/2024 vs POR *	3	(2) 4/19/2021 @ DEN (2OT) *

	3-Pt Field Goals Made		Total Rebounds		Turnovers	
Season	1141	2024-25	4032	2021-22	1405	1997-98
	1071	2023-24	3875	2024-25	1381	1999-00
	985	2022-23	3823	2022-23	1347	1995-96
Game	27	12/19/2024 vs GSW	68	11/28/2021 vs SAC	32	12/21/1995 @ SEA
	25	3/24/2023 vs HOU	64	(3) 4/5/2025 @ DET *	31	(3) 12/8/2002 vs PHO *
	23	2/10/2021 vs CHA				
Half	15	(2) 12/19/2024 vs GSW (H2) *	39	12/29/2022 @ TOR (H1)	18	12/21/1995 @ SEA (H2)
Quarter	10	3/24/2022 vs IND (Q1)	24	(2) 12/11/2009 vs OKC (Q3) *	11	(2) 11/2/2019 vs PHO (Q3) *
OT	3	(4) 4/7/2019 vs DAL *	11	1/25/2016 vs ORL	6	12/1/2012 @ SAS

	3-Pt Field Goal Atts		Offensive Rebounds		Blocks	
Season	3107	2024-25	1159	2021-22	565	2003-04
	3097	2023-24	1081	1997-98	533	2021-22
	2807	2022-23	1070	2009-10	501	2023-24
Game	55	4/8/2025 @ CHA	28	2/22/1998 @ TOR	19	11/25/2018 vs NYK
	54	(3) 1/15/2024 vs GSW *	28	12/7/2003 vs POR	19	5/10/2021 vs NOP
			28	3/14/2016 @ HOU	18	12/9/2021 vs LAL
Half	32	11/1/2023 @ UTA (H1)	19	(2) 3/14/2016 @ HOU (H2) *	13	11/12/2004 vs GSW (H1)
Quarter	20	11/1/2023 @ UTA (Q2)	12	(3) 3/14/2016 @ HOU (Q4) *	9	11/12/2004 vs GSW (Q2)
OT	7	(3) 7/31/2020 @ POR *	6	(2) 1/30/2010 vs NOH *	3	(5) 1/25/2016 vs ORL *

* Most recent occurrence

ALL-TIME TEAM RECORDS

GRIZZLIES ALL-TIME SEASON & SINGLE-GAME LOWS

	Points		3-Pt Field Goal Pct		Defensive Rebounds	
Season	4443	1998-99	.307	2001-02	1359	1998-99
	6269	2011-12	.326	2011-12	1944	2011-12
	7313	1996-97	.327	1998-99	2155	1996-97
Game	62	11/8/1995 @ SAS	.000	(10+) 12/30/2013 vs CHI *	14	2/28/2001 @ UTA
	64	1/1/2012 @ CHI			16	(4) 3/7/2000 @ NYK *
	66	(4) 3/28/2009 @ POR *				
Half	23	11/11/2000 @ SAS (H2)	.000	(10+) 2/28/2025 vs NYK (H2) *	4	11/25/1995 @ MIA (H2)
Quarter	6	2/21/2002 vs PHO (Q4)	.000	(10+) 3/1/2025 vs SAS (Q2) *	0	1/31/2013 @ OKC (Q1)
OT	0	12/1/2000 vs IND	.000	(10+) 3/18/2024 @ SAC *	0	(2) 11/29/2003 @ CLE *

	Field Goals Made		Free Throws Made		Assists	
Season	1643	1998-99	1009	1998-99	964	1998-99
	2425	2011-12	1142	2011-12	1290	2011-12
	2746	2005-06	1184	2020-21	1423	2008-09
Game	21	1/13/2007 @ CHI	1	2/8/2014 @ ATL	7	4/8/2009 @ ORL
	22	(3) 4/17/1997 vs POR *	3	(3) 1/25/2013 vs BKN *	8	11/8/1995 @ SAS
					8	2/28/2002 @ UTA
Half	7	(2) 2/8/1999 vs POR (H2) *	0	(10+) 11/29/2023 vs UTA (H1) *	1	4/8/2009 @ ORL (H2)
Quarter	1	1/4/2000 @ MIA (Q4)	0	(10+) 4/13/2025 vs DAL (Q4) *	0	(10+) 1/23/2023 @ SAC (Q4) *
OT	0	12/1/2000 vs IND	0	(10+) 2/25/2025 vs PHO *	0	(10+) 4/5/2022 @ UTA *

	Field Goal Atts		Free Throw Atts		Personal Fouls	
Season	3838	1998-99	1408	1998-99	1123	1998-99
	5422	2011-12	1504	2011-12	1316	2011-12
	6125	2005-06	1536	2020-21	1349	2020-21
Game	56	2/24/2006 vs SAS	1	2/8/2014 @ ATL	8	11/28/2007 @ TOR
	58	1/30/2004 vs UTA	4	11/30/2001 vs HOU	8	11/12/2008 vs NYK
	59	(2) 3/14/2006 vs BOS *	5	(2) 3/13/2012 vs LAL (2OT) *	9	(2) 12/6/2023 @ DET *
Half	24	1/30/2004 vs UTA (H2)	0	(7) 11/9/2019 vs DAL (H2) *	2	(3) 2/20/2021 vs PHO (H2) *
Quarter	10	(2) 3/11/2005 @ UTA (Q4) *	0	(10+) 4/13/2025 vs DAL (Q4) *	0	(10+) 3/11/2023 @ DAL (Q4) *
OT	2	2/17/1999 vs BOS (3OT)	0	(10+) 2/25/2025 vs PHO *	0	(10+) 11/9/2022 @ SAS *

	Field Goal Pct		Free Throw Pct		Steals	
Season	.428	1995-96	.708	2001-02	420	1998-99
	.428	1998-99	.709	1996-97	503	2007-08
	.435	2023-24	.711	2005-06	564	2006-07
Game	.280	1/2/2002 @ NJN	.333	12/20/1996 @ DEN	0	1/13/2001 vs CLE
	.282	11/8/1995 @ SAS	.375	2/6/1997 @ MIN	1	(7) 4/2/2023 @ CHI *
	.298	10/17/2018 @ IND	.375	1/25/2013 vs BKN		
Half	.163	2/8/1999 vs POR (H2)	.000	(10+) 11/29/2023 vs UTA (H1) *	0	(10+) 2/28/2025 vs NYK (H2) *
Quarter	.083	1/4/2000 @ MIA (Q4)	.000	(10+) 11/27/2024 vs DET (Q2) *	0	(10+) 4/5/2025 @ DET (Q3) *
OT	.000	12/1/2000 vs IND	.000	(10+) 4/19/2021 @ DEN (10T) *	0	(10+) 3/17/2023 @ SAS *

	3-Pt Field Goals Made		Total Rebounds		Turnovers	
Season	148	1998-99	2009	1998-99	848	1998-99
	277	2011-12	2775	2011-12	955	2011-12
	309	2010-11	3127	1995-96	957	2020-21
Game	0	(10+) 12/30/2013 vs CHI *	21	3/6/2006 @ DEN	4	(5) 2/15/2023 vs UTA *
			22	3/31/2006 @ NOK		
			23	(3) 11/24/2017 @ DEN *		
Half	0	(10+) 2/28/2025 vs NYK (H2) *	6	(2) 3/6/2006 @ DAL (H2) *	1	(10+) 2/15/2023 vs UTA (H2) *
Quarter	0	(10+) 3/1/2025 vs SAS (Q2) *	1	2/17/1997 vs DAL (Q1)	0	(10+) 4/10/2025 vs MIN (Q4) *
OT	0	(10+) 3/18/2024 @ SAC *	1	(5) 7/31/2020 @ POR *	0	(10+) 2/25/2025 vs PHO *

	3-Pt Field Goal Atts		Offensive Rebounds		Blocks	
Season	453	1998-99	650	1998-99	199	1998-99
	849	2011-12	723	2018-19	333	1995-96
	898	1997-98 / 1999-00	754	2019-20	344	2016-17
Game	2	1/9/2000 @ TOR	1	12/31/2023 vs SAC	0	(10+) 1/17/2025 @ SAS *
	3	(4) 1/28/2012 @ PHO *	2	(6) 3/5/2023 @ LAC *		
Half	0	(10+) 1/19/2013 @ CHI (H2) *	0	(10+) 2/26/2024 vs BKN (H1) *	0	(10+) 4/8/2025 @ CHA (H2) *
Quarter	0	(10+) 2/24/2018 @ MIA (Q2) *	0	(10+) 4/10/2025 vs MIN (Q1) *	0	(10+) 4/13/2025 vs DAL (Q3) *
OT	0	(10+) 2/6/2016 vs DAL *	0	(10+) 3/18/2024 @ SAC *	0	(10+) 2/25/2025 vs PHO *

* Most recent occurrence

ALL-TIME TEAM RECORDS

OPPONENTS ALL-TIME SEASON & SINGLE-GAME HIGHS

	Points			3-Pt Field Goal Pct			Defensive Rebounds	
Season	9582	2024-25		.389	2006-07	2883	2018-19
	9264	2022-23		.385	1997-98	2867	2023-24
	9251	2023-24		.378	2023-24	2738	2022-23
Game	148	2/25/2025 vs PHO (OT)		1.000	2/19/1996 @ PHO	55	11/2/2015 @ GSW
	145	12/23/2019 vs SAS		.813	1/4/1998 vs SEA	50	3/7/2023 @ LAL
	144	2/16/2021 vs NOP		.800	4/1/1997 vs MIL	50	12/31/2023 vs SAC
Half	83	1/27/2025 @ NYK (H2)		1.000	(4) 4/20/2012 @ CHA (H1) *	28	(3) 11/22/2023 @ HOU H2) *
Quarter	50	2/20/2025 @ IND (Q2)		1.000	(10+) 1/13/2025 @ HOU (Q4) *	17	(2) 3/19/2025 @ POR (Q4) *
OT	20	2/22/1998 @ TOR		1.000	(10+) 11/3/2023 @ POR *	7	(5) 4/4/2017 @ SAS *

	Field Goals Made			Free Throws Made			Assists
Season	3435	2024-25	1688	2017-18		2217	2024-25
	3394	2007-08	1679	2004-05		2179	2023-24
	3381	2023-24	1658	2016-17		2167	2022-23
Game	60	12/23/2019 vs SAS	45	3/29/2004 @ ATL (2OT)		43	12/28/2023 vs DEN
	58	3/20/2024 @ GSW	44	2/25/2005 vs DEN (OT)		43	3/20/2024 @ GSW
	56	(2) 2/16/2021 vs NOP *	40	(2) 11/2/2013 @ DAL *		42	4/12/1998 vs PHO
Half	33	1/27/2025 @ NYK (H2)	29	(2) 12/2/2023 @ PHO (H2) *		25	4/12/1998 vs PHO (H1)
Quarter	19	(4) 3/1/2025 vs SAS (Q2) *	21	(2) 10/29/2019 @ LAL (Q3) *		15	4/12/1998 vs PHO (Q1)
OT	6	(6) 4/9/2021 @ NYK *	13	12/29/2009 @ MIN		5	4/5/2023 @ NOP

	Field Goal Atts			Free Throw Atts			Personal Fouls
Season	7529	2024-25	2233	1997-98		1992	2006-07
	7365	2022-23	2202	2016-17		1989	1999-00
	7269	2021-22	2196	2017-18		1891	2003-04
Game	111	2/14/1998 vs WAS	53	3/3/1998 vs IND		42	11/1/2006 vs NYK (3OT)
	109	11/29/2003 @ CLE	52	2/25/2005 vs DEN (OT)		40	2/17/1999 vs BOS (3OT)
	109	10/19/2022 vs NYK (OT)	51	11/28/1995 @ MIN		38	(2) 1/26/2008 vs LAC (OT) *
Half	60	2/2/1997 @ BOS (H2)	35	3/3/1998 vs IND (H2)		25	1/9/2000 @ TOR (H2)
Quarter	33	2/23/2025 @ CLE (Q1)	27	2/18/1998 vs BOS (Q4)		18	11/11/1997 vs LAC (Q4)
OT	16	3/11/2016 vs NOP	13	12/29/2009 @ MIN		8	1/26/2008 vs LAC

	Field Goal Pct			Free Throw Pct			Steals
Season	.486	2006-07	.788	2020-21		836	1997-98
	.480	2007-08	.787	2022-23		781	2001-02
	.478	2009-10	.784	2018-19		725	1996-97 / 1999-00
Game	.674	12/23/2019 vs SAS	1.000	(10+) 4/1/2025 vs GSW *		20	1/27/2025 @ NYK
	.658	12/19/2008 vs CHA				19	(5) 1/19/2019 @ TOR *
	.640	3/6/2006 @ DEN					
Half	.738	12/23/2019 vs SAS (H1)	1.000	(10+) 4/3/2025 @ MIA (H2) *		14	2/20/1998 @ ATL (H1)
Quarter	.875	(3) 1/30/2010 vs NOH (Q3) *	1.000	(10+) 4/10/2025 vs MIN (Q4) *		9	4/3/1998 vs SEA (Q2)
OT	.857	(2) 1/27/2007 vs POR (2OT) *	1.000	(10+) 3/18/2024 @ SAC *		4	(2) 2/17/1999 vs BOS (3OT) *

	3-Pt Field Goals Made			Total Rebounds			Turnovers
Season	1162	2024-25	3741	2023-24		1423	1995-96
	1098	2023-24	3695	2001-02		1395	2003-04
	1065	2022-23	3681	2002-03		1367	2010-11
Game	25	10/28/2024 vs CHI	76	12/28/1995 @ DAL (2OT)		30	1/5/1996 @ PHI (OT)
	24	2/20/2021 vs PHO	66	1/12/2004 @ GSW		30	12/13/2003 vs NJN
	23	(4) 1/4/2025 @ GSW *	65	(3) 3/19/2025 @ POR *		28	(3) 12/22/2015 @ PHI *
Half	15	(4) 10/30/2023 vs DAL (H1) *	41	3/19/2025 @ POR (H2)		19	4/3/1996 vs MIN (H2)
Quarter	12	1/23/2023 @ SAC (Q1)	27	3/19/2025 @ POR (Q4)		12	10/31/2012 @ LAC (Q1)
OT	3	(3) 4/9/2021 @ NYK *	12	4/5/2022 @ UTA		4	11/3/2023 @ POR

	3-Pt Field Goal Atts			Offensive Rebounds			Blocks
Season	2998	2022-23	1206	1996-97		538	1997-98
	2905	2023-24	1144	1997-98		536	2023-24
	2828	2021-22	1135	2001-02		519	1999-00
Game	62	3/31/2025 vs BOS	37	12/28/1995 @ DAL (2OT)		18	3/15/1999 @ DEN
	60	12/7/2024 @ BOS	33	4/18/2001 @ GSW		17	3/17/2016 @ MIL
	56	4/1/2025 vs GSW	31	(2) 2/4/1997 @ NJN *		16	12/3/2002 @ LAL
Half	33	3/31/2025 vs BOS (H1)	20	2/2/1997 @ BOS (H2)		12	3/17/2016 @ MIL (H2)
Quarter	23	12/7/2024 @ BOS (Q1)	12	(3) 12/26/2005 @ UTA (Q2) *		8	(2) 10/18/2017 vs NOP (Q1) *
OT	8	4/5/2023 @ NOP	7	(2) 4/5/2022 @ UTA *		3	(3) 12/27/2008 @ SAS (2OT) *

* Most recent occurrence

OPPONENTS ALL-TIME SEASON & SINGLE-GAME LOWS

		Points		3-Pt Field Goal Pct		Defensive Rebounds
Season	4876	1998-99	.333	1999-00	1456	1998-99
	6136	2011-12	.334	2005-06	1954	2011-12
	7255	2005-06	.338	2003-04 / 2012-13	2336	1999-00
Game	63	12/13/2003 vs NJN	.000	(10+) 1/24/2011 @ TOR *	14	3/31/1998 vs DAL
	64	11/18/2016 @ DAL			16	2/7/2006 vs WAS
	65	(2) 1/6/2006 vs UTA *			17	(5) 11/23/2012 vs LAL *
Half	24	(2) 12/20/2004 @ LAL (H2) *	.000	(10+) 4/6/2018 vs SAC (H1) *	5	(2) 3/31/1998 vs DAL (H2) *
Quarter	5	2/27/2013 vs DAL (Q3)	.000	(10+) 4/11/2025 @ DEN (Q4) *	1	(8) 4/9/2022 vs NOP (Q3) *
OT	2	(2) 1/25/2016 vs ORL *	.000	(10+) 3/18/2024 @ SAC *	0	(4) 12/8/2010 vs PHO *

		Field Goals Made		Free Throws Made		Assists
Season	1813	1998-99	1021	1998-99	1189	1998-99
	2278	2011-12	1163	2011-12	1274	2011-12
	2684	2004-05	1225	2014-15	1599	2012-13
Game	21	1/6/2005 @ DET	2	3/20/2024 @ GSW	9	(4) 12/29/2016 vs OKC *
	21	11/18/2016 @ DAL	3	12/17/2005 vs PHO		
	23	(4) 2/28/2021 @ HOU *	3	11/7/14 @ OKC		
Half	7	12/20/2004 @ LAL (H2)	0	(10+) 3/13/2024 vs CHA (H1) *	2	3/19/2016 vs LAC (H2)
Quarter	1	12/29/2008 @ MIN (Q2)	0	(10+) 4/8/2025 @ CHA (Q1) *	0	(10+) 1/9/2025 vs HOU (Q4) *
OT	0	12/4/2012 vs PHO	0	(10+) 2/25/2025 vs PHO *	0	(10+) 3/20/2019 vs HOU *

		Field Goal Atts		Free Throw Atts		Personal Fouls
Season	3917	1998-99	1400	1998-99	1164	1998-99
	5132	2011-12	1522	2011-12	1275	2011-12
	6172	2005-06	1588	2020-21	1553	2013-14
Game	60	(4) 4/8/2016 @ DAL *	4	12/17/2005 vs PHO	8	4/17/2021 @ MIL
			4	3/11/2003 @ NYK	9	4/10/2001 vs POR
			4	3/9/2011 vs NYK	9	2/10/2024 @ CHA
Half	25	4/18/2012 vs NOH (H2)	0	(8) 3/13/2024 vs CHA (H1) *	2	(2) 4/17/2021 @ MIL (H2) *
Quarter	8	4/18/2012 vs NOH (Q3)	0	(10+) 3/5/2025 vs OKC (Q4) *	0	(10+) 2/11/2025 @ PHO (Q1) *
OT	4	(4) 1/2/2016 @ UTA *	0	(10+) 2/25/2025 vs PHO *	0	(10+) 12/12/2014 vs CHA (10T) *

		Field Goal Pct		Free Throw Pct		Steals
Season	.432	2004-05	.727	1996-97	490	1998-99
	.435	2012-13	.729	1998-99	518	2011-12
	.436	2003-04 / 2005-06	.732	2000-01	552	2020-21
Game	.275	11/12/2004 vs GSW	.273	11/7/2014 @ OKC	0	12/22/2014 vs UTA
	.277	11/13/1995 vs DAL	.333	2/2/1997 @ LAL	1	(5) 11/20/2017 vs POR *
	.277	2/28/2021 @ HOU	.333	3/20/2024 @ GSW		
Half	.222	3/31/2017 vs DAL (H1)	.000	(10+) 11/6/2022 @ WAS (H1) *	0	(10+) 4/8/2025 @ CHA (H1) *
Quarter	.063	12/29/2008 @ MIN (Q2)	.000	(10+) 4/8/2025 @ CHA (Q1) *	0	(10+) 4/11/2025 @ DEN (Q3) *
OT	.000	12/4/2012 vs PHO	.000	(10+) 11/10/2018 vs PHI *	0	(10+) 2/25/2025 vs PHO *

		3-Pt Field Goals Made		Total Rebounds		Turnovers
Season	229	1998-99	2129	1998-99	779	1998-99
	361	1999-00	2683	2011-12	1068	2020-21
	369	2003-04	3204	2012-13	1096	2007-08
Game	0	(10+) 1/24/2011 @ TOR *	24	2/27/2006 vs WAS	4	1/17/2003 @ SEA (OT)
			24	2/27/2001 vs DAL	5	3/17/1998 @ ORL
			25	(5) vs DEN 12/28/2013 *	5	1/13/2001vs CLE
Half	0	(10+) 4/6/2018 vs SAC (H1) *	8	(2) 3/25/2025 @ UTA (H2) *	1	(7) 4/2/2023 @ CHI (H1) *
Quarter	0	(10+) 4/11/2025 @ DEN (Q4) *	2	(6) 1/21/2013 vs IND (Q3) *	0	(10+) 4/5/2025 @ DET (Q1) *
OT	0	(10+) 3/18/2024 @ SAC *	0	(2) 12/8/2010 vs PHO *	0	(10+) 4/9/2021 @ NYK *

		3-Pt Field Goal Atts		Offensive Rebounds		Blocks
Season	653	1998-99	673	1998-99	328	1998-99
	1075	2000-01	704	2020-21	363	2011-12
	1083	1999-00	729	2011-12	377	2020-21
Game	1	2/5/1995 @ PHO	1	12/2/2017 @ CLE	0	(10+) 12/17/2022 @ OKC *
	1	2/19/1996 @ PHO	1	3/5/2022 vs ORL		
	1	2/10/2006 @ LAC	2	12/11/2017 vs MIA		
Half	0	(10+) 2/10/2006 @ LAC (H2) *	0	(10+) 4/8/2025 @ CHA (H1) *	0	(10+) 4/13/2025 @ DAL (H2) *
Quarter	0	(10+) 3/10/2020 vs ORL (Q2) *	0	(10+) 4/13/2025 vs DAL (Q4) *	0	(10+) 4/13/2025 @ DAL (Q4) *
OT	0	(10+) 3/2/2024 vs POR *	0	(10+) 2/25/2025 vs PHO *	0	(10+) 3/2/2024 vs POR *

* Most recent occurrence

ALL-TIME TEAM RECORDS

GRIZZLIES RECORD WHEN

W/L	Van 95-01	Mem 01-02	Mem 02-03	Mem 03-04	Mem 04-05	Mem 05-06	Mem 06-07	Mem 07-08	Mem 08-09	Mem 09-10	Mem 10-11	Mem 11-12	Mem 12-13	Mem 13-14
OVERALL	101-359	23-59	28-54	50-32	45-37	49-33	22-60	22-60	24-58	40-42	46-36	41-25	56-26	50-32
100+ PTS	52-52	9-7	19-14	25-3	17-6	18-5	16-24	18-22	17-11	30-18	33-14	17-3	23-1	23-4
>100 PTS	49-307	14-52	9-40	25-29	28-31	31-28	6-36	4-38	7-47	10-24	13-22	24-22	33-25	27-28
OPP 100+ PTS	24-210	4-29	10-35	11-12	2-14	3-9	12-43	11-52	7-37	17-36	9-22	4-8	3-8	7-20
OPP > 100 PTS	77-149	19-30	18-19	39-20	43-23	46-24	10-17	11-8	17-21	23-6	37-14	37-17	53-18	43-12
FG% > 50	31-44	7-5	14-4	14-1	9-6	15-3	9-14	12-6	10-6	16-8	23-7	13-0	16-1	17-4
FG% < 50	70-315	16-54	14-50	36-31	36-31	34-30	13-46	10-54	14-52	24-34	23-29	28-25	40-25	33-28
OPP .500+	36-231	13-35	13-35	22-24	18-28	19-20	9-32	6-40	2-25	19-33	23-23	20-18	26-16	25-20
OPP .500-	65-128	10-24	15-19	28-8	27-9	30-13	13-28	16-20	22-33	21-9	23-12	21-6	30-9	25-11
Game +/- 3 PTS	23-39	7-6	5-7	10-6	7-11	6-10	5-12	2-11	2-4	6-4	9-10	6-2	6-4	10-4
Game +/- 3 PTS	44-101	15-14	12-19	21-15	12-16	13-15	8-23	8-16	10-11	16-10	17-17	20-8	17-11	22-9
Game +/- 10 PTS	38-200	6-35	14-23	18-7	23-12	30-13	8-26	10-37	11-38	17-26	23-12	16-10	28-9	18-13
Leading after Q3	70-47	16-11	22-9	35-2	36-9	45-10	12-9	19-8	19-10	32-10	35-8	30-5	48-8	36-3
Trailing after Q3	24-286	5-46	6-43	14-30	8-27	4-22	9-49	1-51	5-46	8-30	10-26	10-19	7-15	9-27

W/L	Mem 14-15	Mem 15-16	Mem 16-17	Mem 17-18	Mem 18-19	Mem 19-20	Mem 20-21	Mem 21-22	Mem 22-23	Mem 23-24	Mem 24-25	All-Time G	All-Time W	All-Time L	All-Time Pct
Overall	55-27	42-40	43-39	22-60	33-49	34-39	38-34	56-26	51-31	27-55	48-34	2393	1046	1337	.437
100+ PTS	33-3	32-12	31-18	17-23	24-21	33-29	36-25	54-18	51-27	26-34	48-33	1128	702	426	.622
>100 PTS	22-24	10-28	12-21	5-37	9-28	1-10	2-9	2-8	0-4	1-21	0-1	1265	344	921	.272
OPP 100+ PTS	13-16	14-29	10-28	9-48	18-42	26-39	29-32	43-26	43-31	20-53	41-34	1306	391	915	.299
OPP > 100 PTS	42-11	28-11	33-11	13-12	15-7	8-0	9-2	13-0	8-0	7-2	7-0	1087	655	432	.603
FG% > 50	17-2	10-5	11-1	4-7	9-6	20-5	19-3	22-1	23-5	8-1	24-7	526	373	153	.709
FG% < 50	38-25	32-35	32-37	18-53	24-43	14-34	19-31	34-25	28-26	19-54	24-27	1867	673	1194	.360
OPP .500+	29-18	10-28	20-25	11-36	18-27	14-22	19-24	23-14	21-18	15-40	14-25	1302	445	857	.342
OPP .500-	25-9	32-12	23-14	10-24	15-21	20-16	19-9	32-12	29-13	12-14	34-9	1079	597	482	.553
Game +/- 3 PTS	9-3	8-3	7-5	5-12	6-9	3-4	3-7	5-3	3-6	6-3	9-6	359	168	191	.468
Game +/- 3 PTS	19-10	15-13	13-12	9-19	11-19	7-9	11-11	11-7	15-10	11-10	14-14	790	371	419	.470
Game +/- 10 PTS	26-13	15-23	20-20	8-26	14-19	18-21	23-21	33-17	31-17	11-31	17-20	1176	488	688	.415
Leading after Q3	47-6	29-5	33-7	16-7	26-13	29-8	34-11	47-3	44-8	16-4	38-7	1042	814	228	.781
Trailing after Q3	7-21	12-33	7-31	5-51	4-35	5-31	4-22	9-21	7-21	10-51	9-26	1259	199	1060	.158

GRIZZLIES ALL-TIME RECORD IN OVERTIME

Summary

RECORD	W-L
Overall	65-77
Memphis	54-59
Prior Years	11-18
Home	38-35
FedExForum	25-21
Pyramid	5-3
GM Place (Van)	8-11
Road	27-42

BY YEARS	
1995-96	4-3
1996-97	0-3
1997-98	4-2
1998-99	1-3
1999-00	1-5
2000-01	1-2
2001-02	2-1
2002-03	3-6
2003-04	5-0
2004-05	0-1
2005-06	2-3
2006-07	3-5
2007-08	1-4
2008-09	0-4
2009-10	3-5
2010-11	2-5
2011-12	1-2
2012-13	4-1
2013-14	3-2
2014-15	4-1
2015-16	3-3
2016-17	5-2
2017-18	0-1
2018-19	3-4
2019-20	1-1
2020-21	2-2
2021-22	2-2
2022-23	3-1
2023-24	1-3
2024-25	1-0

Date	Opponent	OT	Result
2001-02	**2-1**		
1/12/02	at Utah	2	Won, 97-95
1/28/02	vs LA Clippers	1	Won, 119-115
2/19/02	at San Antonio	1	Lost, 93-99
2002-03	**3-6**		
11/4/02	vs San Antonio	1	Lost, 101-103
11/19/02	at Minnesota	1	Lost, 106-110
11/29/02	vs LA Lakers	1	Lost, 106-112
12/13/02	vs Houston	1	Won, 114-109
1/17/03	at Seattle	1	Lost, 108-110
2/18/03	vs Indiana	1	Won, 108-103
2/21/03	at New Orleans	1	Lost, 123-125
2/28/03	vs Miami	1	Won, 126-116
4/13/03	vs Detroit	2	Lost, 107-110
2003-04	**5-0**		
11/15/03	vs Dallas	1	Won, 108-101
11/29/03	at Cleveland	2	Won, 122-115
1/11/04	at LA Clippers	1	Won, 108-107
1/12/04	at Golden State	2	Won, 115-113
3/29/04	at Atlanta	2	Won, 136-133
2004-05	**0-1**		
2/25/05	vs Denver	1	Lost, 94-97
2005-06:	**2-3**		
12/19/05	vs Detroit	2	Lost, 104-106
12/26/05	at Utah	1	Lost, 102-105
12/28/05	at LA Lakers	1	Won, 100-99
1/20/06	at Philadelphia	1	Lost, 86-89
4/19/06	at Minnesota	2	Won, 102-92
2006-07	**3-5**		
11/1/06	vs New York	3	Lost, 117-118
12/18/06	vs Seattle	2	Won, 134-126
12/22/06	at NOK	1	Lost, 97-100
1/24/07	at Utah	1	Won, 132-130
1/27/07	vs Portland	2	Lost, 132-135
2/9/07	vs Minnesota	1	Won, 105-97
2/21/07	at Golden State	1	Lost, 115-118
3/2/07	at Philadelphia	1	Lost, 112-117
2007-08	**1-4**		
11/16/07	vs New Orleans	1	Lost, 118-120
12/7/07	at New Orleans	1	Lost, 116-118
1/15/08	vs Cleveland	1	Lost, 124-132
1/26/08	vs LA Clippers	1	Won, 125-120
3/26/08	at Sacramento	1	Lost, 106-107
2008-09	**0-4**		
11/14/08	vs Milwaukee	1	Lost, 96-101
12/27/08	at San Antonio	2	Lost, 103-106
12/28/08	at Minnesota	1	Lost, 98-108
1/28/09	at Oklahoma City	1	Lost, 102-114

Date	Opponent	OT	Result
2008-09	**0-4**		
11/14/08	vs Milwaukee	1	Lost, 96-101
12/27/08	at San Antonio	2	Lost, 103-106
12/28/08	at Minnesota	1	Lost, 98-108
1/28/09	at Oklahoma City	1	Lost, 102-114
2009-10	**3-5**		
11/2/09	at Sacramento	1	Lost, 116-127
12/8/09	vs Cleveland	1	Won, 111-109
12/28/09	vs Washington	1	Won, 116-111
1/30/10	vs New Orleans	1	Lost, 102-109
2/17/10	at Toronto	1	Won, 109-102
2/19/10	vs Miami	2	Lost, 87-100
3/28/10	at Milwaukee	1	Lost, 103-108
3/31/10	vs Dallas	1	Lost, 102-106
2010-11	**2-5**		
11/5/10	at Phoenix	2	Lost, 118-123
11/13/10	vs Boston	1	Lost, 110-116
12/8/10	at Phoenix	1	Won, 104-98
12/18/10	at San Antonio	1	Lost, 106-112
1/19/11	at New Orleans	1	Lost, 102-103
2/5/11	at Houston	1	Lost, 93-95
2/8/11	at Oklahoma City	1	Won, 105-101
2011-12	**1-2**		
1/31/12	vs Denver	1	Won, 100-97
3/13/12	vs LA Lakers	2	Lost, 111-116
3/16/12	vs Toronto	1	Lost, 110-114
2012-13	**4-1**		
12/1/12	at San Antonio	1	Lost, 95-99
12/4/12	vs Phoenix	1	Won, 108-98
1/11/13	vs San Antonio	1	Won, 101-98
1/19/13	at Chicago	1	Won, 85-82
3/20/13	vs Oklahoma City	1	Won, 90-89
2013-14	**3-2**		
11/1/13	vs Detroit	1	Won, 111-108
11/20/13	at Golden State	1	Won, 88-81
1/7/14	vs San Antonio	1	Lost, 108-110
2/9/14	at Cleveland	1	Lost, 83-91
4/16/14	vs Dallas	1	Won, 106-105
2014-15	**4-1**		
12/12/14	vs Charlotte	2	Won, 113-107
12/13/14	at Philadelphia	1	Won, 120-115
12/17/14	at San Antonio	3	Won, 117-116
12/26/14	vs Houston	1	Lost, 111-117
1/11/15	vs Phoenix	2	Won, 122-110
2015-16	**3-3**		
12/29/15	vs Miami	1	Won, 99-90
1/2/16	at Utah	1	Lost, 87-92
1/25/16	vs Orlando	1	Won 108-102
2/6/16	vs Dallas	1	Lost, 110-114
2/8/16	vs Portland	1	Lost, 106-112
3/11/16	vs New Orleans	1	Won, 121-114

Date	Opponent	OT	Result
2016-17	**5-2**		
10/30/16	vs Washington	1	Won, 112-103
11/2/16	vs New Orleans	1	Won, 89-83
11/23/16	at Philadelphia	2	Won, 104-99
12/5/16	at New Orleans	2	Won, 110-108
12/20/16	vs Boston	1	Lost, 109-112
1/6/17	at Golden State	1	Won, 128-119
4/4/17	at San Antonio	1	Lost, 89-95
2017-18	**0-1**		
12/9/17	vs Oklahoma City	1	Lost, 101-102
2018-19	**3-4**		
11/10/18	vs Philadelphia	1	Won, 112-106
11/23/18	at LA Clippers	1	Lost, 107-122
11/30/18	at Brooklyn	2	Won, 131-125
1/30/19	at Minnesota	1	Lost, 97-99
3/20/19	vs Houston	1	Won, 126-125
3/22/19	at Orlando	1	Lost, 119-123
4/7/19	vs Dallas	1	Lost, 127-129
2019-20	**1-1**		
10/27/19	vs Brooklyn	1	Won, 134-133
7/31/20	at Portland	1	Lost, 135-140
2020-21	**2-2**		
12/28/20	at Brooklyn	1	Won, 116-111
3/22/21	vs Boston	1	Won, 132-126
4/9/21	at New York	1	Lost, 129-133
4/19/21	at Denver	2	Lost, 137-139
2021-22	**2-2**		
10/28/21	at Golden State	1	Won, 104-101
11/8/21	vs Minnesota	1	Won, 125-118
1/31/22	at Philadelphia	1	Lost, 119-122
4/5/22	at Utah	1	Lost, 115-121
2022-23	**3-1**		
10/19/22	vs New York	1	W 115-112
11/9/22	at San Antonio	1	W 124-122
3/17/23	at San Antonio	1	W 126-120
4/5/23	at New Orleans	1	L 131-138
2023-24	**1-3**		
11/3/23	at Portland	1	L 113-115
12/26/23	at New Orleans	1	W 116-115
3/2/24	vs Portland	1	L 100-107
3/18/24	at Sacramento	1	L 111-121
2024-25	**1-0**		
2/25/25	vs Phoenix	1	W 151-148

GRIZZLIES NBA DRAFT HISTORY

Year	Player	Round, Pick	From
2025	Yang Hansen *	1st Round, 16th Pick	China
	Javon Small	2nd Round, 48th Pick	West Virginia
	Will Richard *	2nd Round, 56th Pick	Florida
2024	Zach Edey	1st Round, 9th Pick	Purdue
	Jaylen Wells	2nd Round, 39th Pick	Washington State
	Ulrich Chomche *	2nd Round, 57th Pick	Cameroon
2023	Marcus Sasser *	1st Round, 25th Pick	Houston
	GG Jackson II	1st Round, 45th Pick	South Carolina
	Tarik Biberovic	1st Round, 56th Pick	Turkey
2022	Walker Kessler *	1st Round, 22nd Pick	Auburn
	TyTy Washington Jr. *	1st Round, 29th Pick	Kentucky
	Vince Williams Jr.	2nd Round, 47th Pick	VCU
2021	Trey Murphy III	1st Round, 17th pick	Virginia
	Brandon Boston Jr.	2nd Round, 51st pick	Kentucky
2020	Robert Woodard II	2nd Round, 40th pick	Mississippi State
2019	Ja Morant	1st Round, 2nd pick	Murray State
2018	Jaren Jackson Jr.	1st Round, 4th pick	Michigan State
	Jevon Carter	2nd Round, 32nd pick	West Virginia
2017	---	---	---
2016	Wade Baldwin IV	1st Round, 17th pick	Vanderbilt
	Wang Zhelin	2nd Round, 57th pick	China
2015	Jarell Martin	1st Round, 25th pick	LSU
2014	Jordan Adams	1st Round, 22nd pick	UCLA
2013	Jamaal Franklin	2nd Round, 41st pick	San Diego State
	Joffrey Lauvergne	2nd Round, 55th pick	France
	Janis Timma	2nd Round, 60th pick	Latvia
2012	Tony Wroten	1st Round, 25th pick	Washington
2011	Josh Selby	2nd Round, 49th pick	Kansas
2010	Xavier Henry	1st Round, 12th pick	Kansas
	Dominique Jones	1st Round, 25th pick	South Florida
	Greivis Vasquez	1st Round, 28th pick	Maryland
2009	Hasheem Thabeet	1st Round, 2nd pick	Connecticut
	DeMarre Carroll	1st Round, 27th pick	Missouri
	Sam Young	2nd Round, 36th pick	Pittsburgh
2008	Kevin Love	1st Round, 5th pick	UCLA
	Donte Greene	1st Round, 28th pick	Syracuse
2007	Mike Conley	1st Round, 4th pick	Ohio State
2006	Kyle Lowry	1st Round, 24th pick	Villanova
2005	Hakim Warrick	1st Round, 19th pick	Syracuse
2004	Sergei Lishouk	2nd Round, 49th pick	Ukraine
2003	Marcus Banks	1st Round, 13th pick	UNLV
	Kendrick Perkins	1st Round, 27th pick	Clifton Ozen HS
2002	Drew Gooden	1st Round, 4th pick	Kansas
	Robert Archibald	2nd Round, 32nd pick	Illinois
	Matt Barnes	2nd Round, 46th pick	UCLA
2001	Shane Battier	1st Round, 6th pick	Duke
	Jamaal Tinsley	1st Round, 27th pick	Iowa State
	Will Solomon	2nd Round, 33rd pick	Clemson
	Antonis Fotsis	2nd Round, 48th pick	Greece
2000	Stromile Swift	1st Round, 2nd pick	LSU
1999	Steve Francis	1st Round, 2nd pick	Maryland
	Obinna Ekezie	2nd Round, 37th pick	Maryland
	Antwain Smith	2nd Round, 51st pick	St. Paul's College
1998	Mike Bibby	1st Round, 2nd pick	Arizona
	J.R. Henderson	2nd Round, 56th pick	UCLA
1997	Antonio Daniels	1st Round, 4th pick	Bowling Green
	C.J. Bruton	2nd Round, 53rd pick	Indian Hills CC
1996	Shareef Abdur-Rahim	1st Round, 3rd pick	California
	Roy Rogers	1st Round, 22nd pick	Alabama
	Chris Robinson	2nd Round, 51st pick	Western Kentucky
1995	Bryant Reeves	1st Round, 6th pick	Oklahoma State
	Lawrence Moten	2nd Round, 36th pick	Syracuse

* Draft rights traded

GRIZZLIES OPENING NIGHT

Season Openers (8-22)

Season	Date	Opp	Result	Attend	C	F	F	G	G
2024-25	10/23/24	@ UTA	W 126-124	18,175	Z. Edey	S. Aldama	M. Smart	D. Bane	J. Morant
2023-24	10/25/23	NOP	L 104-111	17,798	X. Tillman Sr.	J. Jackson Jr.	Z. Williams	D. Bane	M. Smart
2022-23	10/19/22	NYK	W 115-112 (OT)	18,202	S. Adams	S. Aldama	D. Bane	J. Konchar	J. Morant
2021-22	10/20/21	CLE	W 132-121	15,975	S. Adams	J. Jackson Jr.	D. Bane	D. Melton	J. Morant
2020-21	12/23/20	SAS	L 119-131	-	J. Valanciunas	K. Anderson	D. Brooks	G. Allen	J. Morant
2019-20	10/23/19	@ MIA	L 101-120	19.600	J. Valanciunas	J. Jackson Jr.	J. Crowder	D. Brooks	J. Morant
2018-19	10/17/18	@ IND	L 83-111	17,923	M. Gasol	Ja. Green	C. Parsons	G. Temple	M. Conley
2017-18	10/18/17	NOP	W 103-91	17,794	M. Gasol	Ja. Green	J. Ennis III	A. Harrison	M. Conley
2016-17	10/26/16	MIN	W 102-98	18,119	M. Gasol	Ja. Green	J. Ennis III	A. Harrison	M. Conley
2015-16	10/28/15	CLE	L 76-106	18,119	M. Gasol	Z. Randolph	Je. Green	C. Lee	M. Conley
2014-15	10/29/14	MIN	W 105-101	17,731	M. Gasol	Z. Randolph	T. Allen	C. Lee	M. Conley
2013-14	10/30/13	@ SAS	L 94-101	18,581	M. Gasol	Z. Randolph	T. Prince	T. Allen	M. Conley
2012-13	10/31/12	@ LAC	L 92-101	19,060	M. Gasol	Z. Randolph	R. Gay	T. Allen	M. Conley
2011-12	12/26/11	@ SAS	L 82-95	18,581	M. Gasol	Z. Randolph	R. Gay	T. Allen	M. Conley
2010-11	10/27/10	ATL	L 104-119	17,519	Z. Randolph	D. Arthur	R. Gay	O.J. Mayo	M. Conley
2009-10	10/28/09	DET	L 75-96	17,212	M. Gasol	Z. Randolph	R. Gay	O.J. Mayo	M. Conley
2008-09	10/29/08	@ HOU	L 71-82	18,196	M. Gasol	D. Milicic	R. Gay	O.J. Mayo	M. Conley
2007-08	10/31/07	SAS	L 101-104	17,538	D. Milicic	P. Gasol	R. Gay	M. Miller	D. Stoudamire
2006-07	11/1/06	NYK	L 117-18 (3OT)	17,117	J. Tsakalidis	H. Warrick	M. Miller	E. Jones	D. Stoudamire
2005-06	11/2/05	MIA	L 78-97	18,119	L. Wright	P. Gasol	S. Battier	E. Jones	D. Stoudamire
2004-05	11/3/05	WAS	L 91-103	18,119	S. Swift	P. Gasol	J. Posey	B. Wells	J. Williams
2003-04	10/31/03	BOS	L 91-93	16,178	S. Swift	P. Gasol	J. Posey	M. Miller	J. Williams
2002-03	10/30/02	DAL	L 109-119	16,638	P. Gasol	D. Gooden	W. Person	M. Dickerson	J. Williams
2001-02	11/1/01	DET	L 80-90	19,405	L. Wright	S. Swift	S. Battier	M. Dickerson	J. Williams
2000-01	10/31/00	SEA	W 94-88	15,779	B. Reeves	O. Harrington	S. Abdur-Rahim	M. Dickerson	M. Bibby
1999-00	11/2/99	POR	L 86-106	18,218	B. Reeves	O. Harrington	S. Abdur-Rahim	M. Dickerson	M. Bibby
1998-99	12/7/99	@ SAC	L 87-109	17,317	T. Massenburg	C. Parks	S. Abdur-Rahim	S. Mack	M. Bibby
1997-98	10/31/97	DAL	L 88-90	17,021	B. Reeves	O. Thorpe	S. Abdur-Rahim	A. Peeler	A. Daniels
1996-97	11/1/96	POR	L 84-114	19,193	B. Reeves	E. Mobley	S. Abdur-Rahim	A. Peeler	G. Anthony
1995-96	11/3/95	@ POR	W 92-80	21,398	B. Benjamin	K. Gattison	C. King	B. Edwards	G. Anthony

Home Openers (12-18)

Season	Date	Opp	Result	Arena	Attend
2024-25	10/26/24	ORL	W 124-111	FedExForum	17,809
2023-24	10/25/23	NOP	L 104-111	FedExForum	17,798
2022-23	10/19/22	NYK	W 115-112 (OT)	FedExForum	18,202
2021-22	10/20/21	CLE	W 132-121	FedExForum	15,975
2020-21	12/23/20	SAS	L 119-131	FedExForum	-
2019-20	10/25/19	CHI	L 102-110	FedExForum	17,794
2018-19	10/19/18	ATL	W 131-117	FedExForum	17,019
2017-18	10/18/17	NOP	W 103-91	FedExForum	17,794
2016-17	10/26/16	MIN	W 102-98	FedExForum	18,119
2015-16	10/28/15	CLE	L 76-106	FedExForum	18,119
2014-15	10/29/14	MIN	W 105-101	FedExForum	17,731
2013-14	11/1/13	DET	W 111-108	FedExForum	18,119
2012-13	11/5/12	UTA	W 103-94	FedExForum	17,401
2011-12	12/28/11	OKC	L 95-98	FedExForum	18,119
2010-11	10/27/10	ATL	L 104-119	FedExForum	17,519
2009-10	10/28/09	DET	L 74-96	FedExForum	17,212
2008-09	10/31/08	ORL	W 86-84	FedExForum	16,139
2007-08	10/31/07	SA	L 101-104	FedExForum	17,538
2006-07	11/1/06	NY	L 117-118 (3OT)	FedExForum	17,117
2005-06	11/2/05	MIA	L 78-97	FedExForum	18,119
2004-05	11/3/05	WAS	L 91-103	FedExForum	18,119
2003-04	10/31/03	BOS	L 91-93	Pyramid Arena	16,178
2002-03	10/30/02	DAL	L 109-119	Pyramid Arena	16,638
2001-02	11/1/01	DET	L 80-90	Pyramid Arena	19,405
2000-01	10/31/00	SEA	W 94-88	General Motors Place	15,779
1999-00	11/2/99	POR	L 86-106	General Motors Place	18,218
1998-99	2/8/99	POR	L 76-95	General Motors Place	18,353
1997-98	10/31/97	DAL	L 88-90	General Motors Place	17,021
1996-97	11/1/96	POR	L 85-114	General Motors Place	19,193
1995-96	11/5/95	MIN	W 100-98	General Motors Place	19,193

GRIZZLIES PRESEASON HISTORY

VANCOUVER

1995-96 (1-7)	Site	Opponent	Result
10/13/95	Vancouver, BC	Portland	L, 86-104
10/16/95	Sacramento, CA	Sacramento	L, 72-101
10/17/95	Vancouver, BC	Minnesota	L, 79-93
10/21/95	Winnipeg, MB	Toronto	L, 77-98
10/22/95	Vancouver, BC	Sacramento	L, 84-110
10/26/95	Eugene, OR	Portland	L, 96-101
10/28/95	Edmonton, AB	Boston	L, 101-103
10/29/95	Vancouver, BC	Seattle	W, 105-104

1996-97 (2-6)	Site	Opponent	Result
10/10/96	Vancouver, BC	Utah	L, 77-89
10/11/96	Phoenix, AZ	Phoenix	L, 83-100
10/14/96	Missoula, MT	Seattle	L, 83-89
10/15/96	Vancouver, BC	Dallas	W, 86-75
10/18/96	Mankato, MN	Minnesota	L, 88-104
10/24/96	Vancouver, BC	LA Clippers	L, 87-97
10/25/96	Portland, OR	Portland	L, 77-98
10/27/96	Calgary, AB	Toronto	W, 80-77

1997-98 (2-6)	Site	Opponent	Result
10/11/97	Los Angeles, CA	LA Clippers	L, 94-98
10/12/97	Phoenix, AZ	Phoenix	L, 88-93
10/14/97	Vancouver, BC	Portland	W, 103-83
10/15/97	Rapid City, SD	Dallas	W, 83-79
10/18/97	Vancouver, BC	Sacramento	L, 81-98
10/20/97	Halifax, NS	Toronto	L, 98-107
10/22/97	Vancouver, BC	Phoenix	L, 83-113
10/24/97	Vancouver, BC	Golden State	L, 100-107

VANCOUVER PRESEASON RECORD: G: 42 W: 7 L: 35

1998-99 (0-2)	Site	Opponent	Result
1/29/99	Vancouver, BC	Portland	L, 89-109
1/30/99	Seattle, WA	Seattle	L, 68-80

1999-00 (1-7)	Site	Opponent	Result
10/13/99	Ogden, UT	Utah	L, 86-98
10/15/99	Oakland, CA	Golden State	L, 84-96
10/17/99	Vancouver, BC	Denver	L, 94-106
10/18/99	Edmonton, AB	Toronto	L, 84-110
10/22/99	Vancouver, BC	LA Clippers	L, 94-104
10/24/99	Vancouver, BC	Sacramento	L, 101-103
10/26/99	Denver, CO	Denver	W, 105-97
10/27/99	Vancouver, BC	Seattle	L, 94-95

2000-01 (1-7)	Site	Opponent	Result
10/9/00	Seattle, WA	Seattle	L, 88-96
10/10/00	Vancouver, BC	Golden State	W, 91-84
10/12/00	Toronto, ON	Toronto	L, 92-97
10/14/00	Los Angeles, CA	LA Clippers	L, 78-86
10/15/00	Tucson, AZ	Phoenix	L, 94-105
10/20/00	Sacramento, CA	Sacramento	L, 90-92
10/24/00	Vancouver, BC	Phoenix	L, 75-88
10/25/00	Oakland, CA	Golden State	L, 91-101

MEMPHIS

2001-02 (4-4)	Site	Opponent	Result
10/9/01	Memphis, TN	Portland	W, 99-95
10/14/01	Memphis, TN	LA Clippers	W, 121-113
10/15/01	Memphis, TN	Seattle	W, 103-99
10/18/01	Memphis, TN	Miami	W, 110-106
10/21/01	Phoenix, AZ	Phoenix	L, 88-102
10/23/01	Anaheim, CA	LA Lakers	L, 94-128
10/24/01	Sacramento, CA	Sacramento	L, 94-107
10/26/01	Portland, OR	Portland	L, 88-101

2002-03 (3-5)	Site	Opponent	Result
10/8/02	Memphis, TN	Houston	L, 98-106
10/9/02	Memphis, TN	Miami	W, 83-71
10/11/02	Little Rock, AR	LA Lakers	L, 87-95
10/13/02	Los Angeles, CA	LA Clippers	L, 96-106
10/14/02	Seattle, WA	Seattle	L, 78-88
10/18/02	Memphis, TN	Orlando	W, 108-105
10/19/02	Memphis, TN	Chicago	W, 123-99
10/22/02	Orlando, FL	Orlando	L, 74-82

2003-04 (7-1)	Site	Opponent	Result
10/6/03	Memphis, TN	Milwaukee	W, 105-94
10/8/03	Paris, FRANCE	San Antonio	L, 93-105
10/10/03	Barcelona, SPAIN	FC Barcelona	W, 91-80
10/14/03	Memphis, TN	Washington	W, 101-85
10/17/03	Memphis, TN	Orlando	W, 84-65
10/18/03	Memphis, TN	Atlanta	W, 94-81
10/21/03	Miami, FL	Miami	W, 97-82
10/23/03	Chicago, IL	Chicago	W, 93-89

2004-05 (6-2)	Site	Opponent	Result
10/12/04	Orlando, FL	Orlando	W, 99-95
10/14/04	Memphis, TN	Cleveland	W, 102-94
10/16/04	Memphis, TN	Indiana	L, 108-91
10/20/04	Atlanta, GA	Atlanta	W, 95-86
10/21/04	Memphis, TN	Milwaukee	W, 97-75
10/23/04	Memphis, TN	Atlanta	W, 104-72
10/26/04	Indianapolis, IN	Indiana	L, 96-102
10/28/04	Green Bay, WI	Milwaukee	W, 99-92

2005-06 (6-2)	Site	Opponent	Result
10/12/05	Memphis, TN	Chicago	W, 86-82
10/14/05	San Juan, PR	Miami	W, 101-91
10/15/05	Memphis, TN	Washington	W, 104-79
10/19/05	Cleveland, OH	Cleveland	L, 88-84
10/22/05	Memphis, TN	Houston	W, 82-78
10/24/05	Memphis, TN	Orlando	L, 67-65
10/25/05	Chicago, IL	Chicago	W, 95-88
10/27/05	Chattanooga, TN	Atlanta	W, 99-84

2006-07 (4-4)	Site	Opponent	Result
10/10/06	Houston, TX	Houston	W, 75-69
10/11/06	Memphis, TN	Atlanta	L, 91-108
10/14/06	Memphis, TN	Detroit	W, 101-89
10/16/06	Memphis, TN	Chicago	L, 78-87
10/20/06	Memphis, TN	Miami	W, 96-95
10/21/06	Orlando, FL	Orlando	L, 89-112
10/24/06	Chicago, IL	Chicago	L, 87-84
10/25/06	Detroit, MI	Detroit	W, 92-82

2007-08 (5-3)	Site	Opponent	Result
10/9/07	Malaga, SPAIN	Unicaja Malaga	L, 102-99
10/11/07	Madrid, SPAIN	MMT Estudiantes	W, 98-73
10/15/07	Memphis, TN	Minnesota	W, 101-93
10/17/07	Indianapolis, IN	Indiana	L, 115-122
10/22/07	Memphis, TN	Miami	W, 104-98
10/23/07	Houston, TX	Houston	W, 109-107
10/24/07	Memphis, TN	Houston	W, 96-90
10/26/07	Memphis, TN	Indiana	L, 113-140

2008-09 (2-6)	Site	Opponent	Result
10/7/08	Houston, TX	Houston	L, 93-96
10/8/08	Memphis, TN	Washington	L, 80-89
10/10/08	Memphis, TN	Charlotte	W, 92-78
10/13/08	Memphis, TN	Indiana	W, 103-95
10/15/08	Memphis, TN	Houston	L, 97-101
10/17/08	Indianapolis, IN	Indiana	L, 86-112
10/21/08	Miami, FL	Miami	L, 85-102
10/22/08	Orlando, FL	Orlando	L, 90-101

ALL-TIME TEAM RECORDS

2009-10 (3-5)	Site	Opponent	Result
10/6/09	Richmond, VA	Washington	L, 92-101
10/7/09	Memphis, TN	Oklahoma City	W, 99-91
10/11/09	Dallas, TX	Dallas	L, 107-114
10/12/09	Memphis, TN	Orlando	L, 83-102
10/14/09	Memphis, TN	Atlanta	L, 96-111
10/17/09	Memphis, TN	Detroit	W, 115-94
10/21/09	Miami, FL	Miami	L, 93-99
10/23/09	Charlotte, NC	Charlotte	W, 95-92

2010-11 (8-0)	Site	Opponent	Result
10/6/10	Memphis, TN	Indiana	W, 87-85
10/7/10	Atlanta, GA	Atlanta	W, 115-111 (OT)
10/9/10	New Orleans, LA	New Orleans	W, 97-90
10/12/10	Tulsa, OK	Oklahoma City	W, 116-96
10/14/10	Memphis, TN	Caja Laboral	W, 110-105
10/16/10	Memphis, TN	Milwaukee	W, 91-77
10/18/10	Memphis, TN	New Orleans	W, 96-91
10/22/10	Detroit, MI	Detroit	W, 106-103

2011-12 (1-1)	Site	Opponent	Result
12/16/11	Memphis, TN	New Orleans	W, 97-90
12/21/11	New Orleans, LA	New Orleans	L 80-95

2012-13 (4-4)	Site	Opponent	Result
10/6/12	Memphis, TN	Real Madrid	W, 105-93
10/9/12	Chicago, IL	Chicago	L, 88-92
10/14/12	Memphis, TN	Atlanta	W, 110-102
10/17/12	Houston, TX	Houston	L, 102-109
10/18/12	La Crosse, WI	Milwaukee	W, 97-94
10/20/12	Indianapolis, IN	Indiana	L, 80-83
10/24/12	Memphis, TN	Orlando	W, 115-100
10/26/12	Memphis, TN	Toronto	L, 106-120

2013-14 (4-4)	Site	Opponent	Result
10/7/13	St. Louis, MO	Chicago	L, 87-106
10/9/13	Memphis, TN	Dallas	L, 90-95
10/13/13	Memphis, TN	Maccabi Haifa	W, 116-70
10/15/13	Memphis, TN	Milwaukee	W, 102-99
10/18/13	Orlando, FL	Orlando	W, 97-91
10/20/13	Atlanta, GA	Atlanta	W, 90-82
10/23/13	Toronto, Canada	Toronto	L, 72-108
10/25/13	Memphis, TN	Houston	L, 73-92

2014-15 (3-5)	Site	Opponent	Result
10/8/14	Green Bay, WI	Milwaukee	L, 83-86
10/9/14	Houston, TX	Houston	L, 93-113
10/11/14	Memphis, TN	Atlanta	W, 93-88
10/14/14	Oklahoma City, OK	Oklahoma City	L, 107-117
10/17/14	Memphis, TN	Flamengo	W, 112-72
10/20/14	Dallas, TX	Dallas	L, 103-108
10/22/14	Memphis, TN	Cleveland	W, 96-92
10/24/14	Memphis, TN	Miami	L, 98-104

2015-16 (6-1)	Site	Opponent	Result
10/6/15	Memphis, TN	Houston	W, 92-89
10/8/15	Memphis, TN	Maccabi Haifa	W, 97-84
10/12/15	Columbus, OH	Cleveland	W, 91-81
10/16/15	Memphis, TN	Oklahoma City	W, 94-78
10/18/15	Memphis, TN	Minnesota	W, 90-68
10/21/15	Atlanta, GA	Atlanta	W, 82-81
10/23/15	Orlando, FL	Orlando	L, 76-86

2016-17 (4-2)	Site	Opponent	Result
10/3/16	Memphis, TN	Orlando	W, 102-97
10/6/16	Memphis, TN	Atlanta	L, 83-104
10/11/16	Memphis, TN	Philadelphia	W, 121-91
10/13/16	Tulsa, OK	Oklahoma City	W, 110-94
10/15/16	Houston, TX	Houston	W, 134-125 (2OT)
10/19/16	Minneapolis, MN	Minnesota	L, 94-101

2017-18 (3-2)	Site	Opponent	Result
10/2/17	Memphis, TN	Orlando	W, 92-84
10/4/17	Philadelphia, PA	Philadelphia	W, 110-89
10/9/17	Atlanta, GA	Atlanta	L, 88-100
10/11/17	Memphis, TN	Houston	L, 89-101
10/13/17	Memphis, TN	New Orleans	W, 142-101

2018-19 (2-3)	Site	Opponent	Result
10/2/18	Birmingham, AL	Houston	L, 115-131
10/5/18	Memphis, TN	Atlanta	W, 120-110
10/6/18	Memphis, TN	Indiana	W, 109-104
10/10/18	Orlando, FL	Orlando	L, 86-102
10/12/18	Memphis, TN	Houston	L, 103-121

2019-20 (3-2)	Site	Opponent	Result
10/6/19	Memphis, TN	Maccabi Haifa	W, 123-88
10/8/19	Memphis, TN	New Zealand Breakers	W, 108-94
10/14/19	Memphis, TN	Charlotte	L, 99-120
10/16/19	Oklahoma City, OK	Oklahoma City	W, 124-119
10/18/19	San Antonio, TX	San Antonio	L, 91-104

2020-21 (3-1)	Site	Opponent	Result
12/12/20	Minneapolis, MN	Minnesota	W, 107-105
12/14/20	Minneapolis, MN	Minnesota	W, 123-104
12/17/20	Memphis, TN	Atlanta	W, 128-106
12/19/20	Memphis, TN	Atlanta	L, 116-117

2021-22 (3-3)	Site	Opponent	Result
10/5/21	Memphis, TN	Milwaukee	W 87-77
10/7/21	Charlotte, NC	Charlotte	W 128-98
10/9/21	Memphis, TN	Atlanta	L 87-91
10/11/21	Memphis, TN	Detroit	W 127-92
10/13/21	Indianapolis, IN	Indiana	L 107-109
10/15/21	Chicago, IL	Chicago	L 105-118

2022-23 (3-2)	Site	Opponent	Result
10/1/22	Milwaukee, WI	Milwaukee	W 107-102
10/3/22	Memphis, TN	Orlando	W 109-97
10/7/22	Memphis, TN	Miami	L 108-111
10/11/22	Orlando, FL	Orlando	L 105-109
10/13/22	Detroit, MI	Detroit	W 126-111

2023-24 (2-3)	Site	Opponent	Result
10/8/23	Memphis, TN	Indiana	W 127-122
10/10/23	Memphis, TN	Milwaukee	W 108-102
10/12/23	Atlanta, GA	Atlanta	L 102-103
10/15/23	Miami, FL	Miami	L 124-132
10/20/23	Milwaukee, WI	Milwaukee	L 116-124

2024-25 (3-2)	Site	Opponent	Result
10/7/24	Dallas, TX	Dallas	W 121-116
10/10/24	Memphis, TN	Charlotte	L 94-119
10/12/24	Chicago, IL	Chicago	W 124-121
10/14/24	Indianapolis, IN	Indiana	W 120-116
10/18/24	Memphis, TN	Miami	L 109-114

MEMPHIS PRESEASON RECORD:	**G: 159**	**W: 92**	**L: 67**
ALL-TIME PRESEASON RECORD:	**G: 201**	**W: 99**	**L: 102**

ALL-TIME INDIVIDUAL RECORDS

GRIZZLIES INDIVIDUAL SEASON & GAME HIGHS

POINTS

Season	1,829	Shareef Abdur-Rahim	1997-98
	1,681	Zach Randolph	2009-10
	1,663	(2) Shareef Abdur-Rahim *	2000-01
Game	52	Ja Morant	2/28/22 vs SAS
	49	Ja Morant	10/21/22 @ HOU
	49	Desmond Bane	12/6/23 @ DET
Half	35	Kenneth Lofton Jr.	4/9/23 @ OKC (H2)
Quarter	28	Ja Morant	2/28/23 vs LAL (Q3)

FIELD GOALS MADE

Season	653	Shareef Abdur-Rahim	1997-98
	652	Zach Randolph	2009-10
	625	Rudy Gay	2007-08
Game	22	Ja Morant	2/28/22 vs SAS
	19	Desmond Bane	12/6/23 @ DET
	18	(2) Ja Morant *	12/23/20 vs SAS
Half	15	Kenneth Lofton Jr.	4/9/23 @ OKC (H2)
Quarter	10	Ja Morant	2/28/23 vs LAL (Q3)

FIELD GOAL ATTEMPTS

Season	1,355	Rudy Gay	2007-08
	1,347	Shareef Abdur-Rahim	1997-98
	1,336	Zach Randolph	2009-10
Game	36	GG Jackson II	4/14/24 vs DEN
	34	Ja Morant	3/11/22 vs NYK
	31	(4) Desmond Bane *	12/6/23 @ DET
Half	20	GG Jackson II	4/14/24 vs DEN (H2)
Quarter	13	(5) Dillon Brooks *	2/26/20 @ HOU (Q3)

FREE THROWS MADE

Season	502	Shareef Abdur-Rahim	1997-98
	446	Shareef Abdur-Rahim	1999-00
	443	Shareef Abdur-Rahim	2000-01
Game	21	Ja Morant	2/16/22 vs POR
	16	(4) Marc Gasol *	10/21/17 vs GSW
	14	Shareef Abdur-Rahim	2/10/99 vs LAC (H2)
Half	14	Shareef Abdur-Rahim	2/10/99 vs LAC (H2)
Quarter	12	(2) Desmond Bane *	3/28/23 vs ORL (Q4)

FREE THROW ATTEMPTS

Season	640	Shareef Abdur-Rahim	1997-98
	617	Pau Gasol	2005-06
	565	Pau Gasol	2002-03
Game	25	Ja Morant	2/16/22 vs POR
	20	Pau Gasol	1/6/06 vs UTA
	19	(2) Pau Gasol *	12/6/05 vs NOK
Half	15	(4) Ja Morant *	2/26/22 @ CHI (H2)
Quarter	14	Desmond Bane	3/28/23 vs ORL (Q4)

3-PT FIELD GOALS MADE

Season	228	Desmond Bane	2021-22
	202	Mike Miller	2006-07
	171	Mike Conley	2016-17
Game	10	Luke Kennard	3/24/23 vs HOU
	9	(3) Jaren Jackson Jr. *	12/13/19 vs MIL
Half	7	(2) Desmond Bane *	10/24/22 vs BKN (H2)
Quarter	6	Troy Daniels	12/29/16 vs OKC (Q4)

3-PT FIELD GOAL ATTEMPTS

Season	523	Desmond Bane	2021-22
	498	Mike Miller	2006-07
	439	Dillon Brooks	2022-23
Game	17	Mike Miller	2/21/07 @ GSW
	15	(3) Santi Aldama *	11/19/23 vs BOS
Half	11	Jason Williams	1/15/05 vs MIL (H2)
Quarter	8	(2) Troy Daniels *	12/29/16 vs OKC (Q4)

REBOUNDS

Season	950	Zach Randolph	2009-10
	914	Zach Randolph	2010-11
	854	Zach Randolph	2012-13
Game	26	Lorenzen Wright	11/4/01 vs DAL
	25	Zach Randolph	2/27/10 @ NYK
	25	Jonas Valanciunas	2/28/20 vs SAC
Half	18	Zach Randolph	11/15/14 vs DET (H2)
Quarter	13	Zach Randolph	12/11/09 vs OKC (Q3)

OFFENSIVE REBOUNDS

Season	349	Steven Adams	2021-22
	330	Zach Randolph	2009-10
	326	Zach Randolph	2010-11
Game	13	Zach Randolph	11/15/14 vs DET
	13	Alex Stepheson	3/14/16 @ HOU
	13	Steven Adams	1/1/23 vs SAC
Half	11	Zach Randolph	11/15/14 vs DET (H2)
Quarter	7	(2) Alex Stepheson *	3/14/16 @ HOU (Q4)

DEFENSIVE REBOUNDS

Season	620	Zach Randolph	2009-10
	607	Shareef Abdur-Rahim	1999-00
	588	Zach Randolph	2010-11
Game	23	Jonas Valanciunas	3/22/19 @ ORL
	19	Jonas Valanciunas	2/28/20 vs SAC
	18	(2) Shareef Abdur-Rahim *	11/24/99 @ CHA
Half	11	(5) Brandon Clarke *	2/28/21 @ HOU (H1)
Quarter	9	Brandon Clarke	2/28/21 @ HOU (Q2)

ASSISTS

Season	685	Mike Bibby	2000-01
	665	Mike Bibby	1999-00
	631	Jason Williams	2002-03
Game	19	Jason Williams	3/30/02 vs GSW
	18	Mike Bibby	1/12/01 @ SEA
	18	Mike Bibby	4/7/01 @ DEN
Half	12	(3) Jason Williams *	3/30/02 vs GSW (H1)
Quarter	10	Mike Conley	11/23/18 @ LAC (Q2)

STEALS

Season	174	Mike Conley	2012-13
	144	Mike Conley	2010-11
	137	James Posey	2003-04
Game	8	Tony Allen	4/23/12 vs CLE
	7	(8) Tony Allen *	1/5/15 vs NYK
Half	7	Greg Anthony	11/30/97 vs LAC (H2)
Quarter	6	Jaren Jackson Jr.	1/22/24 @ TOR (Q1)

* Most recent occurrence

GRIZZLIES INDIVIDUAL SEASON & GAME HIGHS (CONT.)

		TURNOVERS			BLOCKS	
Season	257	Shareef Abdur-Rahim	1997-98	189	Jaren Jackson Jr.	2022-23
	249	Shareef Abdur-Rahim	1999-00	177	Jaren Jackson Jr.	2021-22
	248	Mike Bibby	2000-01	169	Pau Gasol	2001-02
Game	tt9	Pau Gasol	2/7/07 @ DAL	8	(5) Jaren Jackson Jr. *	12/12/22 vs ATL
	9	Ja Morant	10/27/21 @ POR			
	9	Ja Morant	1/31/22 @ PHI			
Half	6	(10+) Ja Morant *	11/30/22 @ MIN (H1)	7	Marc Gasol	1/4/13 vs POR (H1)
Quarter	5	(8) Ja Morant *	1/5/20 @ PHO (Q4)	6	Marc Gasol	1/4/13 vs POR (Q1)
		MINUTES			**FIELD GOAL PCT**	
Season	3,241	Shareef Abdur-Rahim	2000-01	.618	Brandon Clarke	2019-20
	3,223	Shareef Abdur-Rahim	1999-00	.592	Jonas Valanciunas	2020-21
	3,190	Mike Bibby	2000-01	.585	Jonas Valanciunas	2019-20
Game	56	Shareef Abdur-Rahim	2/17/99 vs BOS (3OT)	1.000	(2) Brandon Clarke *	4/9/22 vs NOP (10/10)
	56	Pau Gasol	12/19/06 vs DET (2OT)			
	55	Shareef Abdur-Rahim	4/14/00 vs MIN (2OT)			
					min. 10 FGA	
		FREE THROW PCT			**3-PT FG PCT**	
Season	.903	Desmond Bane	2021-22	.459	Mike Miller	2013-14
	.894	Desmond Bane	2024-25	.450	Luke Kennard	2023-24
	.883	Desmond Bane	2022-23	.436	Desmond Bane	2021-22
Game	1.000	(10+) Ja Morant * min. 10 FTA	3/10/25 vs PHO (10/10)	1.000	(10+) Desmond Bane * min. 5 3FGA	3/17/25 @ SAC (7/7)

*Season leaders meeting NBA league statistical requirements

GRIZZLIES YEAR-BY-YEAR INDIVIDUAL LEADERS

(Statistical average leaders qualified for NBA leaderboard) (Single-season team record holder in bold)

SEASON	SCORING AVERAGE	G	PTS	AVG	SEASON	TOTAL POINTS	PTS
MEMPHIS							
2024-25	Jaren Jackson Jr.	74	1,641	22.2	2024-25	Jaren Jackson Jr.	1,641
2023-24	Jaren Jackson Jr.	66	1,486	22.5	2023-24	Jaren Jackson Jr.	1,486
2022-23	**Ja Morant**	**61**	**1,596**	**26.2**	2022-23	Ja Morant	1,596
2021-22	Desmond Bane	76	1,384	18.2	2021-22	Ja Morant	1,564
2020-21	Ja Morant	63	1,204	19.1	2020-21	Ja Morant	1,204
2019-20	Ja Morant	73	1,193	17.8	2019-20	Ja Morant	1,193
2018-19	Mike Conley	70	1,478	21.1	2018-19	Mike Conley	1,478
2017-18	Marc Gasol	73	1,258	17.2	2017-18	Marc Gasol	1,258
2016-17	Mike Conley	69	1,415	20.5	2016-17	Marc Gasol	1,446
2015-16	Zach Randolph	68	1,040	15.3	2015-16	Zach Randolph	1,040
2014-15	Marc Gasol	81	1,413	17.4	2014-15	Marc Gasol	1,413
2013-14	Zach Randolph	79	1,372	17.4	2013-14	Zach Randolph	1,372
2012-13	Zach Randolph	76	1,169	15.4	2012-13	Zach Randolph	1,169
2011-12	Rudy Gay	65	1,232	19.0	2011-12	Rudy Gay	1,232
2010-11	Zach Randolph	75	1,504	20.1	2010-11	Zach Randolph	1,504
2009-10	Zach Randolph	81	1,681	20.8	2009-10	Zach Randolph	1,681
2008-09	Rudy Gay	79	1,493	18.9	2008-09	Rudy Gay	1,493
2007-08	Rudy Gay	81	1,632	20.1	2007-08	Rudy Gay	1,632
2006-07	Pau Gasol	59	1,226	20.8	2006-07	Mike Miller	1,293
2005-06	Pau Gasol	80	1,628	20.4	2005-06	Pau Gasol	1,628
2004-05	Mike Miller	76	1,022	13.4	2004-05	Mike Miller	1,022
2003-04	Pau Gasol	78	1,381	17.7	2003-04	Pau Gasol	1,381
2002-03	Pau Gasol	82	1,555	19.0	2002-03	Pau Gasol	1,555
2001-02	Pau Gasol	82	1,441	17.6	2001-02	Pau Gasol	1,441
VANCOUVER							
2000-01	Shareef Abdur-Rahim	81	1,663	20.5	2000-01	Shareef Abdur-Rahim	1,663
1999-00	Shareef Abdur-Rahim	82	1,663	20.3	1999-00	Shareef Abdur-Rahim	1,663
1998-99	Shareef Abdur-Rahim	50	1,152	23.0	1998-99	Shareef Abdur-Rahim	1,152
1997-98	Shareef Abdur-Rahim	82	1,829	22.3	**1997-98**	**Shareef Abdur-Rahim**	**1,829**
1996-97	Shareef Abdur-Rahim	80	1,494	18.7	1996-97	Shareef Abdur-Rahim	1,494
1995-96	Greg Anthony	69	967	14.0	1995-96	Blue Edwards	1,043

GRIZZLIES YEAR-BY-YEAR INDIVIDUAL LEADERS

(Single-season team record holder in bold)

SEASON	REBOUND AVERAGE	G	REBS	AVG
MEMPHIS				
2024-25	Zach Edey	66	548	7.8
2023-24	Santi Aldama	61	352	5.8
2022-23	Jaren Jackson Jr.	63	426	6.8
2021-22	Steven Adams	76	760	10.0
2020-21	**Jonas Valanciunas**	**62**	**776**	**12.5**
2019-20	Jonas Valanciunas	70	788	11.3
2018-19	Jaren Jackson Jr.	58	272	4.7
2017-18	Marc Gasol	73	592	8.1
2016-17	Zach Randolph	73	598	8.2
2015-16	Zach Randolph	68	529	7.8
2014-15	Zach Randolph	71	747	10.5
2013-14	Zach Randolph	79	795	10.1
2012-13	Zach Randolph	76	854	11.2
2011-12	Marc Gasol	65	579	8.9
2010-11	Zach Randolph	75	914	12.2
2009-10	Zach Randolph	81	950	11.7
2008-09	Marc Gasol	82	605	7.4
2007-08	Mike Miller	70	467	6.7
2006-07	Pau Gasol	59	581	9.8
2005-06	Pau Gasol	80	713	8.9
2004-05	Lorenzen Wright	80	613	7.7
2003-04	Pau Gasol	78	600	7.7
2002-03	Pau Gasol	82	720	8.8
2001-02	Lorenzen Wright	43	405	9.4
VANCOUVER				
2000-01	Shareef Abdur-Rahim	81	735	9.1
1999-00	Shareef Abdur-Rahim	82	825	10.1
1998-99	Shareef Abdur-Rahim	50	374	7.5
1997-98	Bryant Reeves	74	585	7.9
1996-97	Bryant Reeves	75	610	8.1
1995-96	Bryant Reeves	77	570	7.4

SEASON	TOTAL REBOUNDS	REBS
2024-25	Zach Edey	548
2023-24	Jaren Jackson Jr.	365
2022-23	Steven Adams	485
2021-22	Steven Adams	760
2020-21	Jonas Valanciunas	776
2019-20	Jonas Valanciunas	788
2018-19	Marc Gasol	455
2017-18	Marc Gasol	592
2016-17	Zach Randolph	598
2015-16	Zach Randolph	529
2014-15	Zach Randolph	747
2013-14	Zach Randolph	795
2012-13	Zach Randolph	854
2011-12	Marc Gasol	579
2010-11	Zach Randolph	914
2009-10	**Zach Randolph**	**950**
2008-09	Marc Gasol	605
2007-08	Rudy Gay	499
2006-07	Pau Gasol	581
2005-06	Pau Gasol	713
2004-05	Lorenzen Wright	613
2003-04	Pau Gasol	600
2002-03	Pau Gasol	720
2001-02	Pau Gasol	730
2000-01	Shareef Abdur-Rahim	735
1999-00	Shareef Abdur-Rahim	825
1998-99	Shareef Abdur-Rahim	374
1997-98	Bryant Reeves	585
1996-97	Bryant Reeves	610
1995-96	Bryant Reeves	570

SEASON	ASSISTS AVERAGE	G	AST	AVG
MEMPHIS				
2024-25	Desmond Bane	69	369	5.3
2023-24	Jaren Jackson Jr.	66	154	2.3
2022-23	Ja Morant	61	493	8.1
2021-22	Tyus Jones	73	324	4.4
2020-21	Ja Morant	63	465	7.4
2019-20	Ja Morant	73	488	7.3
2018-19	Mike Conley	70	449	6.4
2017-18	Marc Gasol	73	305	4.2
2016-17	Mike Conley	69	433	6.3
2015-16	Matt Barnes	74	163	2.1
2014-15	Mike Conley	70	375	5.4
2013-14	Mike Conley	73	441	6.0
2012-13	Mike Conley	80	487	6.1
2011-12	Mike Conley	62	404	6.5
2010-11	Mike Conley	81	528	6.5
2009-10	Mike Conley	80	425	5.3
2008-09	Mike Conley	82	354	4.3
2007-08	Mike Conley	53	222	4.2
2006-07	Damon Stoudamire	62	299	4.8
2005-06	Pau Gasol	80	371	4.6
2004-05	Jason Williams	71	399	5.6
2003-04	Jason Williams	72	492	6.8
2002-03	Jason Williams	76	631	8.3
2001-02	Jason Williams	65	519	8.0
VANCOUVER				
2000-01	**Mike Bibby**	**82**	**685**	**8.4**
1999-00	Mike Bibby	82	665	8.1
1998-99	Mike Bibby	50	325	6.5
1997-98	Antonio Daniels	74	334	4.5
1996-97	Greg Anthony	65	407	6.3
1995-96	Greg Anthony	69	476	6.9

SEASON	TOTAL ASSISTS	AST
2024-25	Desmond Bane	369
2023-24	Desmond Bane	230
2022-23	Ja Morant	493
2021-22	Ja Morant	384
2020-21	Ja Morant	465
2019-20	Ja Morant	488
2018-19	Mike Conley	449
2017-18	Marc Gasol	305
2016-17	Mike Conley	433
2015-16	Mike Conley	342
2014-15	Mike Conley	375
2013-14	Mike Conley	441
2012-13	Mike Conley	487
2011-12	Mike Conley	404
2010-11	Mike Conley	528
2009-10	Mike Conley	425
2008-09	Mike Conley	354
2007-08	Kyle Lowry	296
2006-07	Chucky Atkins	346
2005-06	Pau Gasol	371
2004-05	Jason Williams	399
2003-04	Jason Williams	492
2002-03	Jason Williams	631
2001-02	Jason Williams	519
2000-01	**Mike Bibby**	**685**
1999-00	Mike Bibby	665
1998-99	Mike Bibby	325
1997-98	Lee Mayberry	349
1996-97	Greg Anthony	407
1995-96	Greg Anthony	476

GRIZZLIES YEAR-BY-YEAR INDIVIDUAL LEADERS

(Single-season team record holder in bold)

SEASON	STEALS AVERAGE	G	STLS	AVG
MEMPHIS				
2024-25	Scotty Pippen Jr.	79	103	1.30
2023-24	Jaren Jackson Jr.	66	80	1.21
2022-23	Ja Morant	61	66	1.08
2021-22	De'Anthony Melton	73	104	1.42
2020-21	Kyle Anderson	69	84	1.22
2019-20	De'Anthony Melton	60	77	1.28
2018-19	Mike Conley	70	94	1.34
2017-18	Mario Chalmers	66	79	1.20
2016-17	Tony Allen	71	115	1.62
2015-16	Tony Allen	64	110	1.72
2014-15	Tony Allen	63	129	2.05
2013-14	Mike Conley	73	110	1.51
2012-13	Mike Conley	80	174	2.18
2011-12	**Mike Conley**	**62**	**136**	**2.19**
2010-11	Tony Allen	72	129	1.79
2009-10	Rudy Gay	80	118	1.48
2008-09	Rudy Gay	79	98	1.24
2007-08	Rudy Gay	81	111	1.37
2006-07	Rudy Gay	78	71	0.91
2005-06	Eddie Jones	75	131	1.75
2004-05	Brian Cardinal	58	88	1.52
2003-04	James Posey	82	137	1.67
2002-03	Shane Battier	78	102	1.31
2001-02	Jason Williams	65	111	1.71
VANCOUVER				
2000-01	Mike Bibby	82	107	1.30
1999-00	Mike Bibby	82	132	1.61
1998-99	Mike Bibby	50	78	1.56
1997-98	Shareef Abdur-Rahim	82	89	1.09
1996-97	Greg Anthony	65	129	1.98
1995-96	Eric Murdock	64	129	2.02

SEASON	TOTAL STEALS	STLS
2024-25	Scotty Pippen Jr.	103
2023-24	Jaren Jackson Jr.	80
2022-23	Tyus Jones	83
2021-22	De'Anthony Melton	104
2020-21	Kyle Anderson	84
2019-20	De'Anthony Melton	77
2018-19	Mike Conley	94
2017-18	Mario Chalmers	79
2016-17	Tony Allen	11
2015-16	Tony Allen	110
2014-15	Tony Allen	129
2013-14	Mike Conley	110
2012-13	**Mike Conley**	**174**
2011-12	Mike Conley	136
2010-11	Mike Conley	144
2009-10	Rudy Gay	118
2008-09	Rudy Gay	98
2007-08	Rudy Gay	111
2006-07	Rudy Gay	71
2005-06	Eddie Jones	131
2004-05	Shane Battier	91
2003-04	James Posey	137
2002-03	Shane Battier	102
2001-02	Jason Williams	111
2000-01	Mike Bibby	107
1999-00	Mike Bibby	132
1998-99	Mike Bibby	78
1997-98	Shareef Abdur-Rahim	89
1996-97	Greg Anthony	129
1995-96	Eric Murdock	129

SEASON	BLOCKS AVERAGE	G	BLKS	AVG
MEMPHIS				
2024-25	Jaren Jackson Jr.	74	113	1.53
2023-24	Jaren Jackson Jr.	66	106	1.61
2022-23	**Jaren Jackson Jr.**	**63**	**189**	**3.00**
2021-22	Jaren Jackson Jr.	78	177	2.27
2020-21	Jonas Valanciunas	62	57	0.92
2019-20	Jonas Valanciunas	70	76	1.09
2018-19	Jaren Jackson Jr.	58	82	1.41
2017-18	Marc Gasol	73	101	1.38
2016-17	Marc Gasol	74	99	1.34
2015-16	Matt Barnes	74	57	0.75
2014-15	Marc Gasol	81	131	1.62
2013-14	Marc Gasol	55	76	1.29
2012-13	Marc Gasol	80	139	1.74
2011-12	Marc Gasol	65	121	1.86
2010-11	Marc Gasol	81	136	1.68
2009-10	Marc Gasol	69	109	1.58
2008-09	Marc Gasol	82	90	1.10
2007-08	Darko Milicic	70	114	1.63
2006-07	Pau Gasol	59	126	2.14
2005-06	Pau Gasol	80	153	1.91
2004-05	Stromile Swift	60	92	1.53
2003-04	Pau Gasol	78	132	1.69
2002-03	Pau Gasol	82	148	1.80
2001-02	Pau Gasol	82	169	2.06
VANCOUVER				
2000-01	Stromile Swift	80	82	1.03
1999-00	Shareef Abdur-Rahim	82	87	1.06
1998-99	Shareef Abdur-Rahim	50	55	1.10
1997-98	Bryant Reeves	74	80	1.08
1996-97	Roy Rogers	82	163	1.99
1995-96	Bryant Reeves	77	55	0.71

SEASON	TOTAL BLOCKS	BLKS
2024-25	Jaren Jackson Jr.	113
2023-24	Jaren Jackson Jr.	106
2022-23	**Jaren Jackson Jr.**	**189**
2021-22	Jaren Jackson Jr.	177
2020-21	Kyle Anderson, Jonas Valanciunas	57
2019-20	Jaren Jackson Jr.	92
2018-19	Jaren Jackson Jr.	82
2017-18	Marc Gasol	101
2016-17	Marc Gasol	99
2015-16	Marc Gasol	70
2014-15	Marc Gasol	131
2013-14	Marc Gasol	76
2012-13	Marc Gasol	139
2011-12	Marc Gasol	121
2010-11	Marc Gasol	136
2009-10	Marc Gasol	109
2008-09	Marc Gasol	90
2007-08	Darko Milicic	114
2006-07	Pau Gasol	123
2005-06	Pau Gasol	153
2004-05	Pau Gasol	93
2003-04	Pau Gasol	132
2002-03	Pau Gasol	148
2001-02	Pau Gasol	169
2000-01	Stromile Swift	82
1999-00	Shareef Abdur-Rahim	87
1998-99	Shareef Abdur-Rahim	55
1997-98	Bryant Reeves	80
1996-97	Roy Rogers	163
1995-96	Bryant Reeves	55

GRIZZLIES YEAR-BY-YEAR INDIVIDUAL LEADERS

(Single-season team record holder in bold)

SEASON	FIELD GOAL PCT	FGM	ATTS	FG%
MEMPHIS				
2024-25	Jaren Jackson Jr.	592	1,213	.488
2023-24	Desmond Bane	360	776	.464
2022-23	Jaren Jackson Jr.	416	822	.506
2021-22	Ja Morant	580	1177	.493
2020-21	Jonas Valanciunas	440	743	.592
2019-20	**Brandon Clarke**	**296**	**479**	**.618**
2018-19	Jaren Jackson Jr.	298	589	.506
2017-18	Tyreke Evans	366	809	.452
2016-17	Mike Conley	464	1,009	.460
2015-16	Zach Randolph	431	907	.475
2014-15	Marc Gasol	530	1,082	.494
2013-14	Marc Gasol	336	711	.473
2012-13	Marc Gasol	429	869	.494
2011-12	Marc Gasol	357	740	.482
2010-11	Marc Gasol	364	691	.527
2009-10	Marc Gasol	378	651	.581
2008-09	Marc Gasol	350	661	.530
2007-08	Mike Miller	414	824	.502
2006-07	Pau Gasol	462	858	.538
2005-06	Pau Gasol	600	1,194	.503
2004-05	Pau Gasol	357	695	.514
2003-04	Pau Gasol	506	1,049	.482
2002-03	Pau Gasol	569	1,116	.510
2001-02	Pau Gasol	551	1,064	.518
VANCOUVER				
2000-01	Shareef Abdur-Rahim	604	1,280	.472
1999-00	Othella Harrington	420	830	.506
1998-99	Tony Massenburg	189	388	.487
1997-98	Bryant Reeves	492	941	.523
1996-97	Roy Rogers	244	483	.505
1995-96	Bryant Reeves	401	877	.457

SEASON	FIELD GOALS MADE	FGM
2024-25	Jaren Jackson Jr.	592
2023-24	Jaren Jackson Jr.	516
2022-23	Ja Morant	566
2021-22	Ja Morant	580
2020-21	Jonas Valanciunas	440
2019-20	Ja Morant	447
2018-19	Mike Conley	490
2017-18	Marc Gasol	434
2016-17	Marc Gasol	532
2015-16	Zach Randolph	431
2014-15	Marc Gasol	530
2013-14	Zach Randolph	560
2012-13	Zach Randolph	471
2011-12	Rudy Gay	485
2010-11	Zach Randolph	598
2009-10	Zach Randolph	652
2008-09	Rudy Gay	572
2007-08	Rudy Gay	625
2006-07	Mike Miller	465
2005-06	Pau Gasol	600
2004-05	Mike Miller	387
2003-04	Pau Gasol	506
2002-03	Pau Gasol	569
2001-02	Pau Gasol	551
2000-01	Shareef Abdur-Rahim	604
1999-00	Shareef Abdur-Rahim	594
1998-99	Shareef Abdur-Rahim	386
1997-98	**Shareef Abdur-Rahim**	**653**
1996-97	Shareef Abdur-Rahim	550
1995-96	B.Reeves, B.Edwards	401

SEASON	FREE THROW PCT	FTM	ATTS	FT%
MEMPHIS				
2024-25	Desmond Bane	177	198	.894
2023-24	Desmond Bane	140	161	.870
2022-23	Desmond Bane	181	205	.883
2021-22	**Desmond Bane**	**284**	**345**	**.903**
2020-21	Dillon Brooks	159	195	.815
2019-20	Dillon Brooks	164	203	.808
2018-19	Mike Conley	343	406	.845
2017-18	Marc Gasol	281	337	.834
2016-17	Mike Conley	316	368	.859
2015-16	Mike Conley	191	229	.834
2014-15	Mike Conley	214	249	.859
2013-14	Mike Conley	225	276	.815
2012-13	Marc Gasol	268	316	.848
2011-12	Mike Conley	136	158	.861
2010-11	Rudy Gay	194	241	.805
2009-10	O.J. Mayo	212	262	.809
2008-09	O.J. Mayo	247	281	.879
2007-08	Pau Gasol	176	215	.819
2006-07	Chucky Atkins	252	311	.810
2005-06	Mike Miller	168	210	.800
2004-05	Brian Cardinal	158	181	.873
2003-04	James Posey	278	335	.830
2002-03	Pau Gasol	416	565	.736
2001-02	Stromile Swift	217	305	.711
VANCOUVER				
2000-01	Shareef Abdur-Rahim	443	531	.834
1999-00	Michael Dickerson	269	324	.830
1998-99	Shareef Abdur-Rahim	369	439	.841
1997-98	Blue Edwards	180	215	.837
1996-97	Shareef Abdur-Rahim	387	519	.746
1995-96	Byron Scott	203	243	.835

SEASON	FREE THROWS MADE	FTM
2024-25	Jaren Jackson Jr.	311
2023-24	Jaren Jackson Jr.	337
2022-23	Ja Morant	497
2021-22	Ja Morant	316
2020-21	Ja Morant	271
2019-20	Ja Morant	239
2018-19	Mike Conley	343
2017-18	Marc Gasol	281
2016-17	Mike Conley	316
2015-16	Mario Chalmers	206
2014-15	Marc Gasol	350
2013-14	Zach Randolph	250
2012-13	Marc Gasol	268
2011-12	Marc Gasol	237
2010-11	Zach Randolph	300
2009-10	Zach Randolph	362
2008-09	Marc Gasol	275
2007-08	Rudy Gay	248
2006-07	Pau Gasol/Hakim Warrick	299
2005-06	Pau Gasol	425
2004-05	Pau Gasol	282
2003-04	Pau Gasol	365
2002-03	Pau Gasol	416
2001-02	Pau Gasol	338
2000-01	Shareef Abdur-Rahim	443
1999-00	Shareef Abdur-Rahim	446
1998-99	Shareef Abdur-Rahim	369
1997-98	**Shareef Abdur-Rahim**	**502**
1996-97	Shareef Abdur-Rahim	387
1995-96	Greg Anthony	229

GRIZZLIES YEAR-BY-YEAR INDIVIDUAL LEADERS

(Single-season team record holder in bold)

SEASON	3-PT FG PCT	3FG	ATTS	3FG%
MEMPHIS				
2024-25	Luke Kennard	113	261	.433
2023-24	Luke Kennard	107	238	.450
2022-23	Desmond Bane	166	407	.408
2021-22	Desmond Bane	228	523	.436
2020-21	Desmond Bane	117	271	.432
2019-20	Jaren Jackson Jr.	145	368	.394
2018-19	Mike Conley	155	426	.364
2017-18	Tyreke Evans	114	286	.399
2016-17	Mike Conley	171	419	.408
2015-16	Matt Barnes	119	370	.322
2014-15	Courtney Lee	90	224	.402
2013-14	**Mike Miller**	**107**	**233**	**.459**
2012-13	Quincy Pondexter	60	152	.395
2011-12	Mike Conley	60	159	.377
2010-11	Mike Conley	80	217	.369
2009-10	Mike Conley	82	212	.387
2008-09	Mike Conley	88	217	.406
2007-08	Mike Miller	155	359	.432
2006-07	Mike Miller	202	498	.406
2005-06	Mike Miller	138	339	.407
2004-05	Mike Miller	140	323	.433
2003-04	James Posey	112	290	.386
2002-03	Wesley Person	100	231	.433
2001-02	Shane Battier	103	276	.373
VANCOUVER				
2000-01	Mike Bibby	108	285	.379
1999-00	Michael Dickerson	119	291	.409
1998-99	Sam Mack	42	108	.389
1997-98	Pete Chilcutt	54	130	.415
1996-97	Lee Mayberry	83	221	.376
1995-96	Chris King	44	113	.389

SEASON	3-PT FGS MADE	3FG
2024-25	Desmond Bane	164
2023-24	Desmond Bane	137
2022-23	Desmond Bane	166
2021-22	**Desmond Bane**	**228**
2020-21	Dillon Brooks	128
2019-20	Dillon Brooks	147
2018-19	Mike Conley	155
2017-18	Tyreke Evans	114
2016-17	Mike Conley	171
2015-16	Matt Barnes	119
2014-15	Mike Conley	107
2013-14	Mike Miller	107
2012-13	Mike Conley	106
2011-12	O.J. Mayo	100
2010-11	O.J. Mayo	96
2009-10	O.J. Mayo	136
2008-09	O.J. Mayo	145
2007-08	Juan Carlos Navarro	156
2006-07	Mike Miller	202
2005-06	Mike Miller	138
2004-05	Mike Miller	140
2003-04	Jason Williams	120
2002-03	Jason Williams	143
2001-02	Jason Williams	127
2000-01	Mike Bibby	108
1999-00	Michael Dickerson	119
1998-99	Sam Mack	42
1997-98	Sam Mack	110
1996-97	Anthony Peeler	128
1995-96	Greg Anthony	90

SEASON	FG ATTEMPTS	FGA
MEMPHIS		
2024-25	Jaren Jackson Jr.	1,213
2023-24	Jaren Jackson Jr.	1,162
2022-23	Ja Morant	1,214
2021-22	Ja Morant	1,177
2020-21	Dillon Brooks	1,031
2019-20	Dillon Brooks	1,068
2018-19	Mike Conley	1,120
2017-18	Marc Gasol	1,033
2016-17	Marc Gasol	1,160
2015-16	Zach Randolph	907
2014-15	Marc Gasol	1,072
2013-14	Zach Randolph	1,198
2012-13	Zach Randolph	1,024
2011-12	Rudy Gay	1,067
2010-11	Zach Randolph	1,188
2009-10	Zach Randolph	1,336
2008-09	O.J. Mayo	1,283
2007-08	**Rudy Gay**	**1,354**
2006-07	Mike Miller	1,010
2005-06	Pau Gasol	1,194
2004-05	Pau Gasol	695
2003-04	Pau Gasol	1,049
2002-03	Pau Gasol	1,116
2001-02	Pau Gasol	1,064
VANCOUVER		
2000-01	Shareef Abdur-Rahim	1,280
1999-00	Shareef Abdur-Rahim	1,277
1998-99	Shareef Abdur-Rahim	893
1997-98	Shareef Abdur-Rahim	1,347
1996-97	Shareef Abdur-Rahim	1,214
1995-96	Blue Edwards	956

SEASON	FT ATTEMPTS	FTA
2024-25	Jaren Jackson Jr.	398
2023-24	Jaren Jackson Jr.	417
2022-23	Ja Morant	497
2021-22	Ja Morant	415
2020-21	Ja Morant	372
2019-20	Ja Morant	308
2018-19	Mike Conley	406
2017-18	Marc Gasol	337
2016-17	Mike Conley	368
2015-16	Mario Chalmers	249
2014-15	Marc Gasol	440
2013-14	Zach Randolph	337
2012-13	Marc Gasol	316
2011-12	Marc Gasol	317
2010-11	Zach Randolph	396
2009-10	Zach Randolph	465
2008-09	Marc Gasol	375
2007-08	Kyle Lowry	348
2006-07	Pau Gasol	400
2005-06	Pau Gasol	617
2004-05	Pau Gasol	367
2003-04	Pau Gasol	511
2002-03	Pau Gasol	565
2001-02	Pau Gasol	477
2000-01	Shareef Abdur-Rahim	531
1999-00	Shareef Abdur-Rahim	551
1998-99	Shareef Abdur-Rahim	439
1997-98	**Shareef Abdur-Rahim**	**640**
1996-97	Shareef Abdur-Rahim	519
1995-96	Bryant Reeves	299

GRIZZLIES YEAR-BY-YEAR INDIVIDUAL LEADERS

(Single-season team record holder in bold)

SEASON	3-PT FG ATTEMPTS	3FGA
MEMPHIS		
2024-25	Desmond Bane	418
2023-24	Jaren Jackson Jr.	366
2022-23	Dillon Brooks	439
2021-22	**Desmond Bane**	**523**
2020-21	Dillon Brooks	372
2019-20	Dillon Brooks	411
2018-19	Mike Conley	426
2017-18	Marc Gasol	320
2016-17	Mike Conley	419
2015-16	Matt Barnes	370
2014-15	Mike Conley	277
2013-14	Mike Conley	291
2012-13	Mike Conley	293
2011-12	O.J. Mayo	275
2010-11	O.J. Mayo	264
2009-10	O.J. Mayo	355
2008-09	O.J. Mayo	378
2007-08	Juan Carlos Navarro	432
2006-07	Mike Miller	498
2005-06	Eddie Jones	374
2004-05	Jason Williams	330
2003-04	Jason Williams	364
2002-03	Jason Williams	404
2001-02	Jason Williams	430
VANCOUVER		
2000-01	Mike Bibby	285
1999-00	Michael Dickerson	291
1998-99	Sam Mack	108
1997-98	Sam Mack	269
1996-97	Anthony Peeler	343
1995-96	Greg Anthony	271

SEASON	MINUTES	MIN
2024-25	Jaren Jackson Jr.	2,207
2023-24	Jaren Jackson Jr.	2,124
2022-23	Dillon Brooks	2,214
2021-22	Desmond Bane	2,266
2020-21	Ja Morant	2,053
2019-20	Dillon Brooks	2,112
2018-19	Mike Conley	2,342
2017-18	Marc Gasol	2,408
2016-17	Marc Gasol	2,531
2015-16	Matt Barnes	2,190
2014-15	Marc Gasol	2,687
2013-14	Zach Randolph	2,705
2012-13	Marc Gasol	2,796
2011-12	Rudy Gay	2,422
2010-11	Mike Conley	2,872
2009-10	Rudy Gay	3,175
2008-09	O.J. Mayo	3,120
2007-08	Rudy Gay	3,000
2006-07	Mike Miller	2,740
2005-06	Pau Gasol	3,135
2004-05	Shane Battier	2,516
2003-04	Pau Gasol	2,458
2002-03	Pau Gasol	2,948
2001-02	Shane Battier	3,097
2000-01	**Shareef Abdur-Rahim**	**3,241**
1999-00	Shareef Abdur-Rahim	3,223
1998-99	Shareef Abdur-Rahim	2,021
1997-98	Shareef Abdur-Rahim	2,950
1996-97	Shareef Abdur-Rahim	2,802
1995-96	Blue Edwards	2,773

SEASON	GAMES	GM
MEMPHIS		
2024-25	Scotty Pippen Jr., Jaylen Wells	79
2023-24	Jaren Jackson Jr.	66
2022-23	Tyus Jones	80
2021-22	Jaren Jackson Jr.	78
2020-21	Tyus Jones	70
2019-20	Dillon Brooks	73
2018-19	Mike Conley	70
2017-18	**Dillon Brooks**	**82**
2016-17	JaMychal Green	77
2015-16	JaMychal Green	78
2014-15	M. Gasol, K. Koufos	81
2013-14	**Mike Miller**	**82**
2012-13	J. Bayless, M. Conley, M. Gasol	80
2011-12	O.J. Mayo	66
2010-11	Mike Conley, Marc Gasol	81
2009-10	**O.J. Mayo**	**82**
2008-09	**Four players tied**	**82**
2007-08	**K. Lowry, J. Carlos Navarro**	**82**
2006-07	**Hakim Warrick**	**82**
2005-06	Shane Battier	81
2004-05	S. Battier, E. Watson, L. Wright	80
2003-04	**James Posey, Bo Outlaw**	**82**
2002-03	**Pau Gasol**	**82**
2001-02	**Pau Gasol**	**82**
VANCOUVER		
2000-01	**Mike Bibby**	**82**
1999-00	**Four players tied with**	**82**
1998-99	S. Abdur-Rahim, M. Bibby	50
1997-98	**S.Abdur-Rahim, P.Chilcutt, G.Lynch**	**82**
1996-97	**Roy Rogers**	**82**
1995-96	**Blue Edwards**	**82**

SEASON	GAMES STARTED	GS
2024-25	Jaren Jackson Jr., Jaylen Wells	74
2023-24	Jaren Jackson Jr.	66
2022-23	Dillon Brooks	73
2021-22	Jaren Jackson Jr.	78
2020-21	Kyle Anderson	69
2019-20	Dillon Brooks	73
2018-19	Mike Conley	70
2017-18	Dillon Brooks	74
2016-17	JaMychal Green	75
2015-16	Tony Allen	57
2014-15	Marc Gasol	81
2013-14	Zach Randolph	79
2012-13	Mike Conley, Marc Gasol	80
2011-12	Marc Gasol, Rudy Gay	65
2010-11	Mike Conley, Marc Gasol	81
2009-10	**O.J. Mayo**	**82**
2008-09	**O.J. Mayo**	**82**
2007-08	Rudy Gay	81
2006-07	Mike Miller	69
2005-06	Shane Battier	81
2004-05	Lorenzen Wright	77
2003-04	**James Posey**	**82**
2002-03	**Pau Gasol**	**82**
2001-02	Pau Gasol	79
2000-01	**Mike Bibby**	**82**
1999-00	**Four players tied with**	**82**
1998-99	S.Abdur-Rahim, M.Bibby	50
1997-98	**Shareef Abdur-Rahim**	**82**
1996-97	Bryant Reeves	75
1995-96	**Blue Edwards**	**82**

ALL-TIME INDIVIDUAL RECORDS

GRIZZLIES ALL-TIME TOP INDIVIDUAL SINGLE-GAME PERFORMANCES

	GRIZZLIES		Date	Game	OPPONENTS		Date	Game
POINTS	52	Ja Morant	2/28/22	SAS	60	Kobe Bryant	3/22/07	LAL
	49	Ja Morant	10/21/22	@ HOU	57	James Harden	1/14/19	@ HOU
	49	Desmond Bane	12/6/23	@ DET	57	James Harden	3/20/19	HOU
	46	Ja Morant	2/26/22	@ CHI	56	Kobe Bryant	1/14/02	@ LAL
	45	Mike Miller	2/21/07	@ GSW	53	Kobe Bryant	3/28/08	@ LAL
	44	Pau Gasol	3/28/06	SEA	52	Stephen Curry	4/1/25	GSW
	44	Ja Morant	12/23/20	SAS	51	LeBron James	1/15/08	CLE
	44	Ja Morant	2/16/22	POR	50	Jamal Mashburn	2/21/03	@ NOH
	44	Jaren Jackson Jr.	12/13/23	@ HOU	48	Kevin Martin	11/2/09	@ SAC
	44	GG Jackson II	4/14/24	DEN	48	Devin Booker	3/30/19	PHO
	44	Ja Morant	3/14/25	CLE	47	John Wall	3/25/13	@ WAS
	44	Desmond Bane	3/17/25	@ SAC	47	Nikola Jokic	4/19/21	@ DEN
REBOUNDS	26	Lorenzen Wright	11/4/01	DAL	26	Enes Kanter	11/25/18	NYK
	25	Zach Randolph	2/27/10	@ NYK	26	Domantas Sabonis	1/29/24	SAC
	25	Jonas Valanciunas	2/28/20	SAC	24	Rudy Gobert	3/3/15	UTAI
ASSISTS	19	Jason Williams	3/30/02	GSW	23	Nick Van Exel	1/5/97	LAL
	18	Mike Bibby	1/12/01	@ SEA	21	Deron Williams	1/24/07	@ UTA
	18	Mike Bibby	4/7/01	@ DEN	20	Avery Johnson	12/17/97	@ SAS
	18	Mike Bibby	4/14/01	HOU	20	Reggie Jackson	3/17/15	@ DET
FGS MADE	22	Ja Morant	2/28/22	SAS	21	Kobe Bryant	1/14/02	@ LAL
	19	Desmond Bane	12/6/23	@ DET	20	Kobe Bryant	3/22/07	LAL
	18	(2) Ja Morant *	12/23/20	SAS	20	Nikola Jokic	4/19/21	@ DEN
3FGS MADE	10	Luke Kennard	3/24/23	HOU	12	Stephen Curry	4/1/25	GSW
	9	Mike Miller	1/3/07	GSW	10	Chandler Parsons	1/24/14	@ HOU
	9	Mike Miller	2/21/07	GSW	10	Stephen Curry	4/13/16	@ GSW
	9	Jaren Jackson Jr.	12/13/19	MIL	10	Stephen Curry	12/30/17	@ GSW
					10	Kemba Walker	3/22/18	@ CHA
FTS MADE	21	Ja Morant	2/16/22	POR	26	Anthony Davis	10/29/19	@ LAL
	16	(4) Marc Gasol *	10/21/17	GSW	22	James Harden	12/26/13	@ HOU
					21	James Harden	12/31/18	@ HOU
STEALS	8	Tony Allen	4/23/12	CLE	10	Draymond Green	2/10/17	GSW
	7	(8) Tony Allen *	1/5/15	NYK	8	Ron Artest	2/24/01	@ CHI
					8	Rajon Rondo	3/23/11	@ BOS
BLOCKS	8	Stromile Swift	11/20/02	PHI	10	Hakeem Olajuwon	12/13/95	HOU
	8	Pau Gasol	2/20/04	PHO	9	(6) Anthony Davis *	12/1/16	@ NOP
	8	Pau Gasol	1/29/07	SAC				
	8	Marc Gasol	1/4/13	POR				
	8	Jaren Jackson Jr.	12/12/22	ATL				
SCORING OFF BENCH	41	Mike Miller	3/17/06	DEN	40	Lou Williams	12/3/16	LAL
	33	Lance Stephenson	3/11/16	NOP	40	Lou Williams	1/26/18	LAC
	33	C.J. Miles	3/13/19	@ ATL	37	Kelly Oubre Jr.	11/10/21	CHA

* Most recent occurrence

ALL-TIME INDIVIDUAL RECORDS

GRIZZLIES CAREER LEADERS

GAMES

Mike Conley	788
Marc Gasol	769
Zach Randolph	551
Rudy Gay	479
Pau Gasol	476
Tony Allen	462
Mike Miller	453
Stromile Swift	441
Shane Battier	419
Jaren Jackson Jr.	407

POINTS

Mike Conley	11,733
Marc Gasol	11,684
Zach Randolph	9,261
Pau Gasol	8,966
Rudy Gay	8,562
Shareef Abdur-Rahim	7,801
Jaren Jackson Jr.	7,518
Ja Morant	6,942
Mike Miller	5,982
Desmond Bane	5,580

REBOUNDS

Marc Gasol	5,942
Zach Randolph	5,612
Pau Gasol	4,096
Shareef Abdur-Rahim	3,070
Rudy Gay	2,758
Bryant Reeves	2,745
Lorenzen Wright	2,386
Mike Conley	2,327
Jaren Jackson Jr.	2,258
Stromile Swift	2,128

ASSISTS

Mike Conley	4,509
Marc Gasol	2,639
Ja Morant	2,267
Jason Williams	2,069
Mike Bibby	1,675
Pau Gasol	1,473
Mike Miller	1,351
Tyus Jones	1,285
Desmond Bane	1,179
Zach Randolph	1,085

GAMES STARTED

Marc Gasol	762
Mike Conley	758
Pau Gasol	470
Zach Randolph	446
Rudy Gay	443
Jaren Jackson Jr.	398
Shareef Abdur-Rahim	366
Tony Allen	359
Bryant Reeves	341
Dillon Brooks	318

SCORING AVERAGE

Ja Morant	22.6
Shareef Abdur-Rahim	20.8
Pau Gasol	18.8
Jaren Jackson Jr.	18.5
Rudy Gay	17.9
Desmond Bane	17.8
Zach Randolph	16.8
Michael Dickerson	16.7
Jonas Valanciunas	16.4
O.J. Mayo	15.2

min. 100 games

REBOUND AVERAGE

Jonas Valanciunas	11.7
Steven Adams	10.6
Zach Randolph	10.2
Pau Gasol	8.6
Shareef Abdur-Rahim	8.2
Marc Gasol	7.7
Lorenzen Wright	7.1
Bryant Reeves	6.9
Othella Harrington	6.8
JaMychal Green	6.2

min: 100 games

ASSIST AVERAGE

Mike Bibby	7.8
Ja Morant	7.4
Jason Williams	7.0
Greg Anthony	6.6
Mike Conley	5.7
Brevin Knight	5.0
Damon Stoudamire	4.6
Tyus Jones	4.5
Scotty Pippen Jr.	4.5
Lee Mayberry	4.2

min: 100 games

FIELD GOALS MADE

Marc Gasol	4,341
Mike Conley	4,182
Zach Randolph	3,731
Pau Gasol	3,324
Rudy Gay	3,293

FIELD GOAL ATTS

Mike Conley	9,484
Marc Gasol	8,978
Zach Randolph	7,834
Rudy Gay	7,289
Pau Gasol	6,533

FREE THROWS MADE

Marc Gasol	2,701
Pau Gasol	2,301
Mike Conley	2,283
Shareef Abdur-Rahim	2,147
Zach Randolph	1,736

FREE THROW ATTS

Marc Gasol	3,474
Pau Gasol	3,152
Mike Conley	2,788
Shareef Abdur-Rahim	2,680
Zach Randolph	2,293

MINUTES

Marc Gasol	25,917
Mike Conley	25,700
Zach Randolph	17,928
Rudy Gay	17,338
Pau Gasol	16,904

FIELD GOAL %

Brandon Clarke	.606
Jonas Valanciunas	.581
Xavier Tillman Sr.	.522
Pau Gasol	.509
Hakim Warrick	.500

min: 500 FGM

3-POINT %

Luke Kennard	.462
Jacob Gilyard	.423
Mike Miller	.420
Desmond Bane	.410
Wesley Person	.405

min: 50 3FGM

FREE THROW %

Desmond Bane	.883
Courtney Lee	.862
Brian Cardinal	.847
James Posey	.839
Mario Chalmers	.837

min: 200 FTM

3-POINTERS MADE

Mike Conley	1,086
Mike Miller	844
Desmond Bane	812
Jaren Jackson Jr.	704
Dillon Brooks	573

3-POINT ATTS

Mike Conley	2,894
Mike Miller	2,011
Jaren Jackson Jr.	2,008
Desmond Bane	1,979
Dillon Brooks	1,675

OFFENSIVE REBS

Zach Randolph	1,895
Marc Gasol	1,318
Pau Gasol	1,200
Shareef Abdur-Rahim	950
Bryant Reeves	856

DEFENSIVE REBS

Marc Gasol	4,624
Zach Randolph	3,717
Pau Gasol	2,896
Shareef Abdur-Rahim	2,120
Rudy Gay	2,033

STEALS

Mike Conley	1,161
Tony Allen	796
Marc Gasol	708
Rudy Gay	640
Shane Battier	523

STEALS PER GAME

Greg Anthony	1.83
Tony Allen	1.72
Mike Bibby	1.48
Mike Conley	1.47
Eddie Jones	1.47

min: 100 games

BLOCKS

Marc Gasol	1,135
Pau Gasol	877
Jaren Jackson Jr.	777
Stromile Swift	607
Shane Battier	428

BLOCKS PER GAME

Jaren Jackson Jr.	1.91
Pau Gasol	1.84
Marc Gasol	1.48
Stromile Swift	1.38
Darko Milicic	1.26

min: 100 games

MINUTES PER GAME

Shareef Abdur-Rahim	38.0
Mike Bibby	37.9
Michael Dickerson	36.6
Rudy Gay	36.2
Pau Gasol	35.5

min. 100 games

TURNOVERS

Marc Gasol	1,607
Mike Conley	1,586
Pau Gasol	1,238
Shareef Abdur-Rahim	1,148
Rudy Gay	1,102

PERSONAL FOULS

Marc Gasol	2,242
Mike Conley	1,548
Jaren Jackson Jr.	1,485
Bryant Reeves	1,365
Zach Randolph	1,305

DISQUALIFICATIONS

Jaren Jackson Jr.	28
Bryant Reeves	27
Dillon Brooks	25
Marc Gasol	19
Rudy Gay	14

ALL-TIME INDIVIDUAL RECORDS

GRIZZLIES ROOKIE RECORDS

CATEGORY		PLAYER	SEASON
Scoring, Total Points	1,516	O.J. Mayo	2008-09
Scoring, Average	18.7	Shareef Abdur-Rahim	1996-97
Total Rebounds	730	Pau Gasol	2001-02
Offensive Rebounds	238	Pau Gasol	2001-02
Defensive Rebounds	492	Pau Gasol	2001-02
Rebounds Average	8.9	Pau Gasol	2001-02
Total Assists	488	Ja Morant	2019-20
Assist Average	7.3	Ja Morant	2019-20
Total Steals	121	Shane Battier	2001-02
Steals Average	1.56	Mike Bibby	1998-99
Total Blocks	169	Pau Gasol	2001-02
Blocks Average	2.06	Pau Gasol	2001-02
Field Goal %	.530	Marc Gasol	2008-09
Field Goals Made	562	O.J. Mayo	2008-09
Field Goal Attempts	1,283	O.J. Mayo	2008-09
3-Pt Field Goal %	.432	Desmond Bane	2020-21
3-Pt Field Goals Made	156	Juan Carlos Navarro	2007-08
3-Pt Field Goal Attempts	432	Juan Carlos Navarro	2007-08
Free Throw %	.879	O.J. Mayo	2008-09
Free Throws Made	387	Shareef Abdur-Rahim	1996-97
Free Throw Attempts	519	Shareef Abdur-Rahim	1996-97
Games Played	82	(5) Dillon Brooks *	2017-18
Games Started	82	O.J. Mayo	2008-09
Minutes Played	3,120	O.J. Mayo	2008-09

SINGLE GAME		PLAYER	DATE / OPPONENT
Most Points	37	Shareef Abdur-Rahim	1/11/97 vs SAC
Most Rebounds	18	Bryant Reeves	3/15/96 vs ORL
Most Assists	14	(2) Ja Morant *	2/29/20 vs LAL
Most Steals	6	Andrew Harrison	11/1/16 @ MIN
Most Blocks	7	(4) Jaren Jackson Jr. *	11/25/18 vs NYK
Most 3-Pointers Made	8	(2) Jevon Carter *	4/10/19 vs GSW

MISCELLANEOUS INDIVIDUAL RECORDS

MOST CONSECUTIVE		PLAYER	DATES
Games played	228	Shareef Abdur-Rahim	4/6/97 to 11/16/00
Games started	228	Shareef Abdur-Rahim	4/6/97 to 11/16/00
Grizzlies points scored, one game *	22	Shareef Abdur-Rahim	12/1/00 (over a 12:32 span)
Field goals made	15	Marc Gasol	11/14/09 (8/8) to 11/18/09 (first 7 att.)
Field goals made, one game	12	Tony Allen	3/22/16 at LAL
3-Point field goals made	9	Mike Bibby	1/7/00 (last 3 3PA) to 1/10/00 (6/6)
	9	Mike Miller	12/7/04 (4/4), 12/8/04 (2/2) to 12/10/04 (first 3 att.)
Free throws made	41	Ja Morant	2/20/25 to 3/7/25

Note Shareef Abdur-Rahim scored all 20 Grizzlies points in the 4th quarter vs. Indiana on 12/1/00.

MOST CONSECUTIVE APPEARANCES WITH...		PLAYER	DATES
At least one point, current	476	Pau Gasol	11/1/01 to 1/28/08
Double-double	16	Jonas Valanciunas	3/19/21 to 4/14/21
10+ points	110	Shareef Abdur-Rahim	2/24/00 to 4/18/01
20+ points	22	Ja Morant	1/17/22 to 3/11/22
30+ points	7	Ja Morant	1/19/22 to 1/31/22
10+ rebounds	23	Jonas Valanciunas	3/2/21 to 4/14/21
10+ assists	4	(5) Ja Morant *	1/25/23 to 2/1/23
1+ 3PM	37	Desmond Bane	2/10/22 to 12/23/22

* Most recent occurrence

MISCELLANEOUS INDIVIDUAL RECORDS

			PLAYER	DATES
Most points	- 2 consecutive games	98	Ja Morant	2/26/22 to 2/28/22
	- 3 consecutive games	136	Ja Morant	2/26/22 to 3/3/22
	- 5 consecutive games	200	Ja Morant	2/16/22 to 3/3/22
	- 10 consecutive games	337	Ja Morant	2/5/22 to 3/5/22
Most rebounds	- 2 consecutive games	44	(2) Steven Adams *	12/31/22 to 1/1/23
	- 3 consecutive games	61	Steven Adams	12/29/22 to 1/1/23
	- 5 consecutive games	91	Zach Randolph	12/18/09 to 12/28/09
	- 10 consecutive games	157	Jonas Valanciunas	2/9/20 to 3/4/20
Most assists	- 2 consecutive games	34	Mike Bibby	1/12/01 to 1/13/01
	- 3 consecutive games	43	Mike Bibby	1/9/01 to 1/13/01
	- 5 consecutive games	64	(2) Jason Williams *	3/19/03 to 3/26/03
	- 10 consecutive games	114	(2) Jason Williams *	3/8/03 to 3/24/03

SPECIAL ACHIEVEMENTS

PLAYER	TRIPLE-DOUBLES	MOST RECENT
Ja Morant	12	10/31/24 vs MIL
Marc Gasol	5	1/23/19 vs CHA
Delon Wright	3	4/10/19 vs GSW
Pau Gasol	2	1/24/07 @ UTA
Blue Edwards	1	3/1/96 vs DAL
Shareef Abdur-Rahim	1	4/19/97 @ PHO
Mike Bibby	1	4/2/00 vs DAL
Mike Miller	1	1/10/06 vs SAC
Matt Barnes	1	3/11/16 vs NOP
Zach Randolph	1	3/19/16 vs LAC
Kyle Anderson	1	1/4/19 vs BKN
Jonas Valanciunas	1	8/13/20 vs MIL
John Konchar	1	4/10/22 vs BOS
Tyus Jones	1	3/17/23 @ SAS
Scotty Pippen Jr.	1	11/8/24 vs WAS
Desmond Bane	1	3/3/25 vs ATL
TOTAL	**34**	

PLAYER	4-POINT PLAYS	MOST RECENT
Mike Conley	7	3/5/19 vs POR
Dillon Brooks	7	4/4/21 @ PHI
Jaren Jackson Jr.	6	1/24/25 vs NOP
Santi Aldama	4	4/11/25 @ DEN
Shane Battier	3	11/10/03 vs LAL
Jae Crowder	3	12/7/19 @ UTA
Troy Daniels	3	2/8/17 vs PHO
Mike Miller	2	12/14/07 vs LAC
Desmond Bane	2	2/8/25 vs OKC
Luke Kennard	2	3/12/25 vs UTA
Greg Anthony	1	3/8/96 vs IND
Byron Scott	1	3/15/96 vs ORL
Anthony Peeler	1	11/3/96 vs GSW
Dennis Scott	1	12/13/99 vs SAC
Will Solomon	1	1/19/02 vs ORL
Wesley Person	1	12/20/02 vs MIL
Pau Gasol	1	1/11/05 vs IND
Bobby Jackson	1	2/4/06 @ MIL
Quincy Pondexter	1	3/1/13 @ MIA
Tyreke Evans	1	12/8/17 vs TOR
Mario Chalmers	1	4/11/18 @ OKC
Justin Holiday	1	3/22/19 @ ORL
Kyle Anderson	1	3/20/21 vs GSW
De'Anthony Melton	1	1/6/22 vs DET
Brandon Clarke	1	1/14/22 vs DAL\
Jacob Gilyard	1	2/2/24 vs GSW
Jaylen Wells	1	11/29/24 vs NOP
Scotty Pippen Jr.	1	1/3/25 @ SAC
Yuki Kawamura	1	4/13/25 vs DAL
TOTAL	**58**	

ALL-TIME ROSTER

GRIZZLIES ALL-TIME ROSTER

Player	Seasons	Gm	Gs
Abdul-Rauf, Mahmoud	2000-01	41	0
Abdur-Rahim, Shareef	1996-97 to 2000-01	375	366
Adams, Jordan	2014-15 to 2015-16	32	0
Adams, Steven	2021-22 to 2023-24	109	20
Aldama, Santi	2021-22 to 2024-25	235	71
Allen, Grayson	2019-20 to 2020-21	88	38
Allen, Timmy	2023-24	5	0
Allen, Tony	2010-11 to 2016-17	462	359
Amaya, Ashraf	1995-96	54	34
Andersen, Chris	2015-16	20	14
Anderson, Kyle	2018-19 to 2021-22	248	148
Anderson, Nick	2001-02	15	0
Anthony, Greg	1995-96 to 1996-97	134	112
Archibald, Robert	2002-03	12	0
Arenas, Gilbert	2011-12	17	0
Arthur, Darrell	2008-09 to 2012-13	247	77
Atkins, Chucky	2005-06 to 2006-07	118	62
Austin, Isaac	2000-01 to 2001-02	73	24
Avent, Anthony	1995-96	71	32
Bagley III, Marvin	2024-25	12	1
Baldwin IV, Wade	2016-17	33	1
Bane, Desmond	2020-21 to 2024-25	313	261
Barnes, Matt	2015-16	76	45
Batiste, Mike	2002-03	75	2
Battier, Shane	2001-02 to 2005-06, 2010-11	419	279
Bayless, Jerryd	2012-13 to 2013-14	111	9
Bell, Jordan	2019-20	2	0
Bell, Troy	2003-04	6	0
Benjamin, Benoit	1995-96	13	13
Bibby, Mike	1998-99 to 2000-01	214	214
Biyombo, Bismack	2023-24	30	27
Bradley, Avery	2018-19	14	14
Brewer, Ronnie	2009-10	5	0
Brooks, Dillon	2017-18 to 2022-23	345	318
Brooks, MarShon	2017-18 to 2018-19	36	1
Brown, Andre	2007-08	33	1
Brown, Kwame	2007-08	15	1
Brown, Marcus *	1997-98	0	0
Buchanan, Shaq	2021-22	2	0
Buckner, Greg	2008-09	63	0
Buford, Rodney	2001-02	63	21
Burks, Antonio	2004-05 to 2005-06	81	1
Caboclo, Bruno	2018-19 to 2019-20	56	19
Calathes, Nick	2013-14 to 2014-15	129	7
Cardinal, Brian	2004-05 to 2007-08	159	18
Carney, Rodney	2010-11	2	0
Carr, Antoine	1999-00	21	0
Carroll, DeMarre	2009-10 to 2010-11	78	1
Carter, Jevon	2018-19	39	3
Carter, Vince	2014-15 to 2015-16	126	4
Casspi, Omri	2018-19	36	0
Castleton, Colin	2024-25	10	0
Chalmers, Mario	2015-16, 2017-18	121	17
Chandler, Kennedy	2022-23	36	0
Chilcutt, Pete	1996-97 to 1998-99	182	1
Clarke, Brandon	2019-20 to 2024-25	307	48
Collins, Jason	2007-08	31	3
Conley, Mike	2007-08 to 2018-19	788	758
Conroy, Will	2006-07	3	0
Cotton, Bryce	2015-16	5	0
Crittenton, Javaris	2007-08 to 2008-09	35	0
Crowder, Jae	2019-20	45	45
Culver, Jarrett	2021-22	37	0
Cunningham, Dante	2011-12	64	5
Curry, Seth	2013-14	1	0
Daniels, Antonio	1997-98	74	50
Daniels, Troy	2016-17	67	3
Davis, Deyonta	2016-17 to 2017-18	98	6
Davis, Ed	2012-13 to 2013-14	99	8
Davis, Johnny *	2024-25	0	0
Davis, Josh	2011-12	15	0
Daye, Austin	2012-13	31	0
Dehere, Terry	1998-99	22	0
Dickerson, Michael	1999-00 to 2002-03	162	156
Dieng, Gorgui	2019-20 to 2020-21	39	1
Dooling, Keyon	2012-13	7	0
Dorsey, Tyler	2018-19	21	11
Douglas, Toney	2016-17	24	0
Edey, Zach	2024-25	66	55
Edwards, Blue	1995-96 to 1997-98	224	114
Edwards, Doug	1995-96	31	0
Edwards, Kevin	2000-01	46	5
Ekezie, Obinna	1999-00	39	0
Ellington, Wayne	2012-13	40	4
Emmett, Andre	2004-05	8	0
Ennis III, James	2015-16, 2016-17 to 2017-18	119	42
Evans, Tyreke	2017-18	52	32
Evbuomwan, Tosan	2023-24	4	0
Farmar, Jordan	2015-16	12	10
Fontaine, Isaac	2001-02	6	0
Fotsis, Antonis	2001-02	28	1
Foyle, Adonal	2008-09	1	0
Francis, Steve *	2008-09	0	0
Franklin, Jamaal	2013-14	21	0
Frazier, Tim	2020-21	5	0
Gabriel, Wenyen	2023-24	5	0
Gasol, Marc	2008-09 to 2018-19	769	762
Gasol, Pau	2001-02 to 2007-08	476	470
Gattison, Kenny	1995-96	25	14
Gay, Rudy	2006-07 to 2012-13	479	443
Gilder, Trey	2009-10	2	0
Gill, Eddie	2001-02	23	5
Gilyard, Jacob	2022-23 to 2023-24	38	14
Giricek, Gordan	2002-03	49	35
Gooden, Drew	2002-03	51	29
Goodwin, Jordan	2023-24	17	12
Green, Danny	2022-23	3	0
Green, JaMychal	2014-15 to 2018-19	230	145
Green, Jeff	2014-15 to 2015-16	98	68
Greene Donté *	2012-13	0	0
Guduric, Marko	2019-20	44	0
Haddadi, Hamed	2008-09 to 2012-13	134	0
Hairston, P.J.	2015-16	18	9
Hannahs, Dusty	2018-19 to 2019-20	4	0
Harrington, Junior	2006-07	29	8
Harrington, Othella	1999-00 to 2000-01	126	122
Harrison, Andrew	2016-17 to 2018-19	129	64
Harrison, Shaquille *	2021-22, 2023-24	3	0
Harvey, Antonio	1995-96	18	6
Henry, Myke	2017-18	20	0
Henry, Xavier	2010-11	38	16
Henderson, J.R.	1998-99	30	0
Herrera, Carl	1998-99	4	0
Hill, Solomon	2019-20	48	3
Holiday, Justin	2018-19	44	39
Hollins, Ryan	2015-16	32	9
Hudson, Lester	2009-10, 2011-12	12	0
Huff, Jay	2024-25	64	2
Humphrey, Ryan	2003-04 to 2004-05	50	0
Hunter, Steven	2009-10	21	0
Hunter, Vince	2017-18	4	0
Hurley, Bobby	1997-98	27	0
Hurt, Matthew	2023-24	8	0
Iguodala, Andre *	2019-20	0	0
Iverson, Allen	2009-10	3	0
Jackson, Bobby	2005-06	71	15
Jackson, Josh	2019-20	22	0
Jackson II. GG	2023-24 to 2024-25	77	21
Jackson Jr., Jaren	2018-19 to 2023-24	407	398
Jacobsen, Casey	2007-08	53	0
Jaric, Marko	2008-09 to 2009-10	53	0
Jarreau, DeJon	2023-24	9	0
Jeffries, DaQuan	2021-22	3	0
Jemison, Trey	2023-24	23	14
Johnson, Alexander	2006-07	59	19
Johnson, Brice	2017-18	9	0

GRIZZLIES ALL-TIME ROSTER (CONT.)

Player	Seasons	Gm	Gs
Johnson, Chris	2012-13	8	0
Johnson, James	2013-14	52	4
Johnson, Omari	2017-18	4	0
Jones, Bobby	2007-08	9	2
Jones, Dahntay	2003-04 to 2006-07	221	36
Jones, Eddie	2005-06 to 2006-07	104	89
Jones, Tyus	2019-20 to 2022-23	288	60
Kawamura, Yuki	2024-25	22	0
Kennard, Luke	2022-23 to 2024-25	128	36
King, Chris	1995-96	80	66
Kinsey, Tarence	2006-07 to 2007-08	59	12
Knight, Brevin	2001-02 to 2002-03	108	15
Konchar, John	2019-20 to 2024-25	307	57
Koufos, Kosta	2013-14 to 2014-15	161	25
LaRavia, Jake	2022-23 to 2024-25	117	6
Law, Acie	2010-11	11	0
Leckner, Eric	1996-97	19	1
Lee, Courtney	2013-14 to 2015-16	177	158
Leuer, Jon	2012-13 to 2014-15	131	6
Lofton Jr., Kenneth	2022-23 to 2023-24	39	1
Long, Grant	1999-00 to 2001-02	174	84
Lopez, Felipe	1998-99 to 1999-00	112	32
Lowry, Kyle	2006-07 to 2008-09	141	30
Lucas, Kalin	2014-15	1	0
Lynch, George	1996-97 to 1997-98	123	27
Mack, Sam	1997-98 to 1998-99	76	69
Mack, Shelvin	2018-19	53	3
Manning, Rich	1995-96 to 1996-97	45	1
Martin, Cuonzo	1995-96	4	0
Martin, Darrick	1995-96	24	0
Martin, Jarell	2015-16 to 2017-18	142	39
Massenburg, Tony	1997-98 to 1998-99; 2000-01 to 2001-02	229	99
Mathias, Dakota	2021-22	6	0
Mayberry, Lee	1996-97 to 1998-99	168	70
Mayo, O.J.	2008-09 to 2011-12	301	181
McCallum, Ray	2015-16	10	3
McDermott, Sean	2020-21	18	0
McKie, Aaron*	2007-08	0	0
McLemore, Ben	2017-18	56	17
Melton, De'Anthony	2019-20 to 2021-22	1185	24
Merrill, Sam	2021-22	6	0
Mihm, Chris*	2008-09	0	0
Miles, C.J.	2018-19	13	0
Miles, Darius	2008-09	34	0
Milicic, Darko	2007-08 to 2008-09	131	79
Miller, Mike	2002-03 to 2007-08, 2013-14	453	281
Mobley, Eric	1995-96 to 1996-97	62	9
Morant, Ja	2019-20 to 2024-25	307	305
Morris, Darius	2013-14	5	0
Moten, Lawrence	1995-96 to 1996-97	111	21
Muller, Dan *	1998-99	0	0
Munford, Xavier	2015-16	14	0
Murdock, Eric	1995-96	64	14
Navarro, Juan Carlos	2007-08	82	30
N'diaye, Makhtar	1998-99	4	0
Newbill, Ivano	1997-98	28	2
Noah, Joakim	2018-19	42	1
Norris, Moochie	1996-97	8	0
Nowell, Jaylen	2023-24	9	1
Oladipo, Victor *	2023-24	0	0
Outlaw, Bo	2003-04	82	1
Owens, Chris	2002-03	1	0
Padgett, Scott	2006-07	7	0
Palacio, Milt	1999-00	53	0
Pargo, Jeremy	2011-12	44	5
Parks, Cherokee	1998-99 to 1999-00	104	55
Parsons, Chandler	2016-17 to 2018-19	95	45
Peeler, Anthony	1996-97 to 1997-98	80	65
Pereira, Maozinha	2023-24	7	1
Perry, Elliot	2001-02	2	0
Person, Wesley	2002-03 to 2003-04	82	44
Pippen Jr., Scotty	2023-24 to 2024-25	100	37
Pittman, Dexter	2012-13	7	0
Pondexter, Quincy	2011-12 to 2014-15	168	13
Pons, Yves	2021-22	12	0
Porter, Jontay	2019-20 to 2020-21	11	0
Posey, James	2003-04 to 2004-05	132	100
Powe, Leon	2010-11	16	0
Price, Brent	1999-00 to 2000-01	47	0
Prince, Tayshaun	2012-13 to 2014-15	139	121
Pullin, Zyon	2024-25	3	0
Rabb, Ivan	2017-18 to 2018-19	85	18
Randolph, Zach	2009-10 to 2016-17	551	446
Rathan-Mayes, Xavier	2017-18	5	0
Reed, Willie *	2012-13	0	0
Reeves, Bryant	1995-96 to 2001-02	395	341
Rhodes, Rodrick	1998-99	10	1
Richardson, Jeremy	2007-08	3	0
Roberson, Anthony	2005-06	16	0
Roberts, Lawrence	2005-06 to 2006-07	87	18
Robinson, Chris	1996-97 to 1997-98	57	6
Robinson, Larry	1997-98	6	0
Roddy, David	2022-23 to 2023-24	118	17
Rogers, Roy	1996-97	82	50
Rose, Derrick	2023-24	24	7
Ross, Quinton	2008-09	68	7
Sasser, Jason	1998-99	6	0
Scott, Byron	1995-96	80	0
Scott, Dennis	1999-00	66	0
Selby, Josh	2011-12	28	0
Selden, Wayne	2016-17 to 2018-19	81	14
Simmons, Kobi	2017-18	32	12
Simpson, Zavier	2023-24	7	0
Skinner, Brian	2011-12	1	0
Smart, Marcus	2023-24 to 2024-25	39	26
Smith, Ish	2010-11	15	0
Smith, Michael	1997-98 to 1998-99	78	39
Smith, Russ	2014-15 to 2015-16	21	0
Smith, Theron	2003-04	20	0
Sneed, Xavier	2021-22	2	0
Solomon, Will	2001-02	62	4
Speights, Marreese	2011-12	60	54
Spencer, Cam	2024-25	25	1
Stephens, D.J.	2018-19	1	0
Stephens, Joe	1999-00	13	0
Stephenson, Lance	2015-16	26	3
Stepheson, Alex	2015-16	4	0
Stevens, Lamar	2023-24, 2024-25	36	3
Stokes, Jarnell	2014-15 to 2015-16, 2018-19*	21	2
Stoudamire, Damon	2005-06 to 2007-08	118	107
Strickland, Erick	2000-01	22	0
Swift, Stromile	2000-01 to 2004-05; 2006-07 to 2007-08	441	92
Teague, Marquis	2017-18	3	0
Temple, Garrett	2018-19	49	49
Terry, Tyrell	2021-22	2	0
Teske, Jon	2021-22	3	0
Thabeet, Hasheem	2009-10 to 2010-11	113	13
Thomas, John	2005-06	3	0
Thomas, Tyrus	2014-15	2	0
Thorpe, Otis	1997-98	47	46
Tillie, Killian	2020-21 to 2021-22	54	4
Tillman Sr., Xavier	2020-21 to 2023-24	207	56
Tinsley, Jamaal	2009-10	38	1
Tolliver, Anthony	2019-20	13	4
Trybanski, Cezary	2002-03	15	0
Tsakalidis, Jake	2003-04 to 2006-07	145	55
Turner, Jeff *	1995-96	0	0
Udrih, Beno	2013-14 to 2015-16	97	12
Uthoff, Jarrod	2019-20	4	0
Valanciunas, Jonas	2018-19 to 2020-21	151	148
Vasquez, Greivis	2010-11	70	1
Waiters, Dion *	2019-20	0	0
Walker, Antoine *	2008-09	0	0
Warrick, Hakim	2005-06 to 2008-09	307	82

* Did not play a regular season game with the Grizzlies but was on the Grizzlies official roster for at least one game.

GRIZZLIES ALL-TIME ROSTER (CONT.)

Player	Seasons	Gm	Gs	Player	Seasons	Gm	Gs
Washburn, Julian	2018-19	18	3	Williams, Elliot	2015-16	5	0
Watanabe, Yuta	2018-19 to 2019-20, 2023-24	38	0	Williams, Jason	2001-02 to 2004-05, 2010-11	295	277
Watson, Earl	2002-03 to 2004-05	240	30	Williams, Marcus	2009-10	62	1
Weber, Briante	2015-16, 2017-18	11	4	Williams, Troy	2016-17	24	13
Wells, Bonzi	2003-04 to 2004-05	128	36	Williams Jr., Vince	2022-23 to 2024-25	94	39
Wells, Jaylen	2024-25	79	74	Williams, Ziaire	2021-22 to 2023-24	150	50
West, Doug	1997-98 to 2000-01	67	8	Winslow, Justise	2019-20 to 2020-21	26	1
Wheat, DeJuan	1998-99	46	0	Wright, Brandan	2015-16 to 2017-18	67	8
White, Jack	2023-24	4	0	Wright, Delon	2018-19	26	11
Whiteside, Hassan *	2014-15	0	0	Wright, Lorenzen	2001-02 to 2005-06	336	263
Wilkins, Gerald	1995-96	28	14	Wroten, Tony	2012-13	35	0
Wilks, Mike*	2008-09	0	0	Young, Sam	2009-10 to 2011-12	179	49
Williams, Aaron	1996-97	32	1	Zeller, Tyler	2018-19	4	1

GRIZZLIES ALL-TIME ROSTER

Mahmoud Abdul-Rauf

Guard	2000-01	1 Season	6-1	162	LSU	#1

G	MP	FG	FGA	3P	3PA	FT	FTA	ORB	TRB	AST	STL	BLK	TOV	PF	PTS	FG%	3P%	FT%	MPG	PPG	RPG	APG
41	486	120	246	4	14	22	29	5	25	76	9	1	26	50	266	.488	.286	.759	11.9	6.5	0.6	1.9

Shareef Abdur-Rahim

Forward	1996-2001	5 Seasons	6-9	225	California	#3

G	MP	FG	FGA	3P	3PA	FT	FTA	ORB	TRB	AST	STL	BLK	TOV	PF	PTS	FG%	3P%	FT%	MPG	PPG	RPG	APG
375	14237	2787	6011	80	274	2147	2680	950	3070	1081	416	374	1148	1019	7801	.464	.292	.801	38.0	20.8	8.2	2.9

Jordan Adams

Guard	2014-16	2 Seasons	6-5	209	UCLA	#3

G	MP	FG	FGA	3P	3PA	FT	FTA	ORB	TRB	AST	STL	BLK	TOV	PF	PTS	FG%	3P%	FT%	MPG	PPG	RPG	APG
32	263	37	92	10	26	17	28	9	30	19	19	7	16	26	101	.402	.385	.607	8.2	3.2	0.9	0.6



Steven Adams

Center	2021-24	3 Seasons	6-11	265	Pittsburgh	#4

G	MP	FG	FGA	3P	3PA	FT	FTA	ORB	TRB	AST	STL	BLK	TOV	PF	PTS	FG%	3P%	FT%	MPG	PPG	RPG	APG
118	3132	367	647	0	2	155	328	563	1245	353	101	106	194	251	889	.567	.000	.473	26.5	7.5	10.6	3.0

Santi Aldama

Forward	2021-25	4 Seasons	6-11	224	Loyola (MD)	#7

G	MP	FG	FGA	3P	3PA	FT	FTA	ORB	TRB	AST	STL	BLK	TOV	PF	PTS	FG%	3P%	FT%	MPG	PPG	RPG	APG
235	5320	860	1873	326	944	247	357	284	1226	444	146	141	216	344	2293	.459	.345	.692	22.6	9.8	5.2	1.9

Grayson Allen

Guard	2019-21	2 Seasons	6-4	198	Duke	#3

G	MP	FG	FGA	3P	3PA	FT	FTA	ORB	TRB	AST	STL	BLK	TOV	PF	PTS	FG%	3P%	FT%	MPG	PPG	RPG	APG
88	1977	290	665	164	415	118	136	27	245	160	56	10	81	124	862	.436	.395	.868	22.5	9.8	2.8	1.8

Timmy Allen

Wing	2023-24	1 Season	6-6	210	Texas	#0

G	MP	FG	FGA	3P	3PA	FT	FTA	ORB	TRB	AST	STL	BLK	TOV	PF	PTS	FG%	3P%	FT%	MPG	PPG	RPG	APG
5	125	6	23	0	7	1	2	4	17	5	4	0	2	18	13	.261	.000	.500	25.0	2.6	3.4	1.0

ALL-TIME ROSTER

Tony Allen

Wing	2010-17	7 Seasons	6-4	213	Oklahoma State	#9

G	MP	FG	FGA	3P	3PA	FT	FTA	ORB	TRB	AST	STL	BLK	TOV	PF	PTS	FG%	3P%	FT%	MPG	PPG	RPG	APG
462	11588	1663	3510	66	245	736	1059	741	1964	629	796	217	628	1154	4128	.474	.269	.695	25.1	8.9	4.3	1.4

Ashraf Amaya

Forward	1995-96	1 Season	6-8	230	Southern Illinois	#18

G	MP	FG	FGA	3P	3PA	FT	FTA	ORB	TRB	AST	STL	BLK	TOV	PF	PTS	FG%	3P%	FT%	MPG	PPG	RPG	APG
54	1104	121	252	0	1	97	149	114	303	33	22	10	57	151	339	.480	.000	.651	20.4	6.3	5.6	0.6

Chris Andersen

Center	2015-16	1 Season	6-10	245	Blinn College	#7

G	MP	FG	FGA	3P	3PA	FT	FTA	ORB	TRB	AST	STL	BLK	TOV	PF	PTS	FG%	3P%	FT%	MPG	PPG	RPG	APG
20	366	34	62	2	9	22	32	33	89	9	14	10	7	25	92	.548	.222	.688	18.3	4.6	4.5	0.5

Kyle Anderson

Forward	2018-22	4 Seasons	6-9	230	UCLA	#1

G	MP	FG	FGA	3P	3PA	FT	FTA	ORB	TRB	AST	STL	BLK	TOV	PF	PTS	FG%	3P%	FT%	MPG	PPG	RPG	APG
248	5982	824	1734	163	489	300	431	227	1300	723	269	176	281	451	2111	.475	.333	.696	24.1	8.5	5.2	2.9

Nick Anderson

Wing	2001-02	1 Season	6-6	205	Illinois	#25

G	MP	FG	FGA	3P	3PA	FT	FTA	ORB	TRB	AST	STL	BLK	TOV	PF	PTS	FG%	3P%	FT%	MPG	PPG	RPG	APG
15	219	21	76	13	48	5	9	1	33	14	6	6	14	17	60	.276	271	.556	14.6	4.0	2.2	0.9

Greg Anthony

Guard	1995-97	2 Seasons	6-0	176	UNLV	#2

G	MP	FG	FGA	3P	3PA	FT	FTA	ORB	TRB	AST	STL	BLK	TOV	PF	PTS	FG%	3P%	FT%	MPG	PPG	RPG	APG
134	3959	523	1288	178	509	359	475	54	358	883	245	15	289	259	1583	.406	.350	.756	29.5	11.8	2.7	6.6

Robert Archibald

Center	2001-02	1 Season	6-11	250	Illinois	#21

G	MP	FG	FGA	3P	3PA	FT	FTA	ORB	TRB	AST	STL	BLK	TOV	PF	PTS	FG%	3P%	FT%	MPG	PPG	RPG	APG
12	72	6	20	0	0	7	18	6	17	3	0	3	7	9	19	.300	-	.389	6.0	1.6	1.4	0.3

ALL-TIME ROSTER

Gilbert Arenas

Guard	2011-12	1 Season	6-4	191	Arizona	#10

G	MP	FG	FGA	3P	3PA	FT	FTA	ORB	TRB	AST	STL	BLK	TOV	PF	PTS	FG%	3P%	FT%	MPG	PPG	RPG	APG
17	211	26	64	13	39	7	10	2	18	18	11	1	12	35	72	.406	.333	.700	12.4	4.2	1.1	1.1

Darrell Arthur

Forward	2008-13	4 Seasons	6-9	235	Kansas	#00

G	MP	FG	FGA	3P	3PA	FT	FTA	ORB	TRB	AST	STL	BLK	TOV	PF	PTS	FG%	3P%	FT%	MPG	PPG	RPG	APG
247	4500	726	155	5	27	199	270	328	967	144	142	162	200	620	1656	.464	.185	.737	18.2	6.7	3.9	0.6

Chucky Atkins

Guard	2005-07	2 Seasons	5-11	160	South Florida	#32 / 3

G	MP	FG	FGA	3P	3PA	FT	FTA	ORB	TRB	AST	STL	BLK	TOV	PF	PTS	FG%	3P%	FT%	MPG	PPG	RPG	APG
118	3225	470	1114	180	488	359	443	29	214	475	79	6	184	230	1479	.422	.369	.810	27.3	12.5	1.8	4.0



Isaac Austin

Center	2000-02	2 Seasons	6-10	255	Arizona State	#9

G	MP	FG	FGA	3P	3PA	FT	FTA	ORB	TRB	AST	STL	BLK	TOV	PF	PTS	FG%	3P%	FT%	MPG	PPG	RPG	APG
73	1152	132	362	6	27	32	44	61	293	71	29	28	65	130	302	.365	.222	.727	15.8	4.1	4.0	1.0



Anthony Avent

Forward	1995-96	1 Season	6-9	235	Seton Hall	#34

G	MP	FG	FGA	3P	3PA	FT	FTA	ORB	TRB	AST	STL	BLK	TOV	PF	PTS	FG%	3P%	FT%	MPG	PPG	RPG	APG
73	1152	132	362	6	27	32	44	61	293	71	29	28	65	130	302	.365	.222	.727	15.8	4.1	4.0	1.0

Marvin Bagley III

Forward/Center	2024-25	1 Season	6-10	235	Duke	#35

G	MP	FG	FGA	3P	3PA	FT	FTA	ORB	TRB	AST	STL	BLK	TOV	PF	PTS	FG%	3P%	FT%	MPG	PPG	RPG	APG
12	99	17	35	1	9	8	12	11	28	4	2	3	1	6	43	.486	.111	.667	8.3	3.6	2.3	0.3

Wade Baldwin IV

Guard	2016-17	1 Season	6-4	200	Vanderbilt	#4

G	MP	FG	FGA	3P	3PA	FT	FTA	ORB	TRB	AST	STL	BLK	TOV	PF	PTS	FG%	3P%	FT%	MPG	PPG	RPG	APG
33	405	36	115	3	22	31	37	11	46	61	18	7	39	40	106	.313	.136	.838	12.3	3.2	1.4	1.8

ALL-TIME ROSTER

Desmond Bane

Wing	2020-25	5 Seasons	6-6	215	TCU	#22

G	MP	FG	FGA	3P	3PA	FT	FTA	ORB	TRB	AST	STL	BLK	TOV	PF	PTS	FG%	3P%	FT%	MPG	PPG	RPG	APG
313	9274	2045	4333	812	1979	678	768	218	1438	1179	312	117	577	755	5580	.472	.410	.883	29.6	17.8	4.6	3.8

Matt Barnes

Forward	2015-16	1 Season	6-7	226	UCLA	#22

G	MP	FG	FGA	3P	3PA	FT	FTA	ORB	TRB	AST	STL	BLK	TOV	PF	PTS	FG%	3P%	FT%	MPG	PPG	RPG	APG
76	2190	264	693	119	370	111	138	84	420	163	78	57	121	234	758	.381	.322	.804	28.8	10.0	5.5	2.1

Mike Batiste

Forward	2002-03	1 Season	6-8	225	Arizona State	#24

G	MP	FG	FGA	3P	3PA	FT	FTA	ORB	TRB	AST	STL	BLK	TOV	PF	PTS	FG%	3P%	FT%	MPG	PPG	RPG	APG
75	1248	197	467	18	81	69	88	82	257	52	42	16	69	120	481	.422	.222	.784	16.6	6.4	3.4	0.7

Shane Battier

Forward	2001-06, 2010-11	6 Seasons	6-8	220	Duke	#31

G	MP	FG	FGA	3P	3PA	FT	FTA	ORB	TRB	AST	STL	BLK	TOV	PF	PTS	FG%	3P%	FT%	MPG	PPG	RPG	APG
419	13339	1546	3408	403	1062	780	1045	764	2000	716	523	428	460	1064	4275	.454	.379	.746	31.8	10.2	4.8	1.7



Jerryd Bayless

Guard	2012-14	2 Seasons	6-3	200	Arizona	#31

G	MP	FG	FGA	3P	3PA	FT	FTA	ORB	TRB	AST	STL	BLK	TOV	PF	PTS	FG%	3P%	FT%	MPG	PPG	RPG	APG
111	2415	350	860	96	284	147	179	30	235	330	79	22	142	240	943	.407	.338	.821	21.8	8.5	2.1	3.0

Jordan Bell

Forward	2019-20	1 Season	6-8	216	Oregon	#2

G	MP	FG	FGA	3P	3PA	FT	FTA	ORB	TRB	AST	STL	BLK	TOV	PF	PTS	FG%	3P%	FT%	MPG	PPG	RPG	APG
2	21	3	7	2	3	2	2	2	3	2	1	0	3	2	10	.429	.667	1.000	10.5	5.0	1.5	1.0

Troy Bell

Guard	2003-04	1 Season	6-1	180	Boston College	#3

G	MP	FG	FGA	3P	3PA	FT	FTA	ORB	TRB	AST	STL	BLK	TOV	PF	PTS	FG%	3P%	FT%	MPG	PPG	RPG	APG
6	34	4	18	0	4	3	3	3	4	4	1	0	6	6	11	.222	.000	1.000	5.7	1.8	0.7	0.7

ALL-TIME ROSTER

Benoit Benjamin

Center	1995-96	1 Season	7-0	250	Creighton	#00

G	MP	FG	FGA	3P	3PA	FT	FTA	ORB	TRB	AST	STL	BLK	TOV	PF	PTS	FG%	3P%	FT%	MPG	PPG	RPG	APG
13	404	71	161	0	0	39	56	31	103	16	10	15	34	40	181	.441	-	.696	31.1	13.9	7.9	1.2

Mike Bibby

Guard	1998-2001	3 Seasons	6-1	190	Arizona	#10

G	MP	FG	FGA	3P	3PA	FT	FTA	ORB	TRB	AST	STL	BLK	TOV	PF	PTS	FG%	3P%	FT%	MPG	PPG	RPG	APG
375	14237	2787	6011	80	274	2147	2680	950	3070	1081	416	374	1148	1019	7801	.464	.292	.801	38.0	20.8	8.2	2.9

Bismack Biyombo

Center	2023-24	1 Season	6-8	255	Baloncesto Fuenlabrada (Spain)	#18

G	MP	FG	FGA	3P	3PA	FT	FTA	ORB	TRB	AST	STL	BLK	TOV	PF	PTS	FG%	3P%	FT%	MPG	PPG	RPG	APG
30	718	67	119	0	0	22	46	57	191	51	10	34	38	82	156	.563	-	.478	23.9	5.2	6.4	1.7

Avery Bradley

Guard	2018-19	1 Season	6-3	180	Texas	#0

G	MP	FG	FGA	3P	3PA	FT	FTA	ORB	TRB	AST	STL	BLK	TOV	PF	PTS	FG%	3P%	FT%	MPG	PPG	RPG	APG
14	442	87	188	28	73	23	25	8	44	56	14	0	28	34	225	.463	.384	.920	31.6	16.1	3.1	4.0



Ronnie Brewer

Wing	2009-10	1 Season	6-7	220	Arkansas	#9

G	MP	FG	FGA	3P	3PA	FT	FTA	ORB	TRB	AST	STL	BLK	TOV	PF	PTS	FG%	3P%	FT%	MPG	PPG	RPG	APG
5	80	3	13	0	0	4	5	1	7	3	6	0	2	0	10	.231	-	.800	16.0	2.0	1.4	0.6

Dillon Brooks

Wing	2017-23	6 Seasons	6-7	220	Oregon	#24

G	MP	FG	FGA	3P	3PA	FT	FTA	ORB	TRB	AST	STL	BLK	TOV	PF	PTS	FG%	3P%	FT%	MPG	PPG	RPG	APG
345	9888	1875	4510	573	1675	679	854	253	1073	735	325	98	540	1143	5002	.416	.342	.795	28.7	14.5	3.1	2.1

MarShon Brooks

Guard	2017-19	2 Seasons	6-5	200	Providence	#8

G	MP	FG	FGA	3P	3PA	FT	FTA	ORB	TRB	AST	STL	BLK	TOV	PF	PTS	FG%	3P%	FT%	MPG	PPG	RPG	APG
36	580	127	271	34	86	43	56	20	66	50	20	7	37	39	331	.469	.395	.768	16.1	9.2	1.8	1.4

ALL-TIME ROSTER

Andre Brown

Forward | **2007-08** | **1 Season** | **6-9** | **245** | **DePaul** | **#44**

G	MP	FG	FGA	3P	3PA	FT	FTA	ORB	TRB	AST	STL	BLK	TOV	PF	PTS	FG%	3P%	FT%	MPG	PPG	RPG	APG
33	286	39	78	0	0	22	49	37	92	8	7	4	14	38	100	.500	-	.449	8.7	3.0	2.8	0.2

Kwame Brown

Center | **2007-08** | **1 Season** | **6-11** | **270** | **Glynn Academy (GA)** | **#54**

G	MP	FG	FGA	3P	3PA	FT	FTA	ORB	TRB	AST	STL	BLK	TOV	PF	PTS	FG%	3P%	FT%	MPG	PPG	RPG	APG
15	204	19	39	0	0	14	34	20	57	17	6	4	14	24	52	.487	-	.412	13.6	3.5	3.8	1.1

Shaq Buchanan

Guard | **2021-22** | **1 Season** | **6-3** | **190** | **Murray State** | **#6**

G	MP	FG	FGA	3P	3PA	FT	FTA	ORB	TRB	AST	STL	BLK	TOV	PF	PTS	FG%	3P%	FT%	MPG	PPG	RPG	APG
2	10	1	4	0	2	0	0	1	2	2	1	0	2	1	2	.250	.000	-	5.0	1.0	1.0	1.0

Greg Buckner

Wing | **2008-09** | **1 Season** | **6-4** | **210** | **Clemson** | **#7**

G	MP	FG	FGA	3P	3PA	FT	FTA	ORB	TRB	AST	STL	BLK	TOV	PF	PTS	FG%	3P%	FT%	MPG	PPG	RPG	APG
63	878	61	159	13	51	20	25	32	130	57	29	8	38	108	155	.384	.255	.800	13.9	2.5	2.1	0.9

Rodney Buford

Wing | **2001-02** | **1 Season** | **6-5** | **189** | **Creighton** | **#32**

G	MP	FG	FGA	3P	3PA	FT	FTA	ORB	TRB	AST	STL	BLK	TOV	PF	PTS	FG%	3P%	FT%	MPG	PPG	RPG	APG
63	1769	258	593	17	70	58	80	52	272	71	42	12	63	110	591	.435	.243	.725	28.1	9.4	4.3	1.1



Antonio Burks

Guard | **2004-06** | **2 Seasons** | **6-1** | **200** | **Memphis** | **#1**

G	MP	FG	FGA	3P	3PA	FT	FTA	ORB	TRB	AST	STL	BLK	TOV	PF	PTS	FG%	3P%	FT%	MPG	PPG	RPG	APG
81	789	79	204	4	17	24	42	5	49	104	33	1	48	70	186	.387	.235	.571	9.7	2.3	0.6	1.3

Bruno Caboclo

Forward | **2018-20** | **2 Seasons** | **6-9** | **218** | **Pinheiros (Brazil)** | **#5**

G	MP	FG	FGA	3P	3PA	FT	FTA	ORB	TRB	AST	STL	BLK	TOV	PF	PTS	FG%	3P%	FT%	MPG	PPG	RPG	APG
56	992	124	294	52	155	44	53	59	202	60	24	45	45	104	344	.422	.335	.830	17.7	6.1	3.6	1.1

ALL-TIME ROSTER



Nick Calathes

Guard	2013-15	2 Seasons	6-6	213	Florida	#12

G	MP	FG	FGA	3P	3PA	FT	FTA	ORB	TRB	AST	STL	BLK	TOV	PF	PTS	FG%	3P%	FT%	MPG	PPG	RPG	APG
129	2011	246	558	30	104	68	117	42	243	353	129	13	162	217	590	.441	.288	.581	15.6	4.6	1.9	2.7

Brian Cardinal

Forward	2004-08	4 Seasons	6-8	245	Purdue	#35

G	MP	FG	FGA	3P	3PA	FT	FTA	ORB	TRB	AST	STL	BLK	TOV	PF	PTS	FG%	3P%	FT%	MPG	PPG	RPG	APG
159	2588	291	754	100	279	215	254	113	435	200	143	22	156	341	897	.386	.358	.846	16.3	5.6	2.7	1.3

Rodney Carney

Forward	2010-11	1 Season	6-7	205	Memphis	#10

G	MP	FG	FGA	3P	3PA	FT	FTA	ORB	TRB	AST	STL	BLK	TOV	PF	PTS	FG%	3P%	FT%	MPG	PPG	RPG	APG
2	5	1	3	0	1	0	0	1	1	0	1	0	0	0	2	.333	.000	-	2.5	1.0	0.5	0.0

Antoine Carr

Forward	1999-2000	1 Season	6-9	225	Wichita State	#55

G	MP	FG	FGA	3P	3PA	FT	FTA	ORB	TRB	AST	STL	BLK	TOV	PF	PTS	FG%	3P%	FT%	MPG	PPG	RPG	APG
21	221	28	64	0	0	11	14	8	32	7	3	6	9	42	67	.438	-	.786	10.5	3.2	1.5	0.3

DeMarre Carroll

Forward	2009-11	2 Seasons	6-8	213	Vanderbilt / Missouri	#1

G	MP	FG	FGA	3P	3PA	FT	FTA	ORB	TRB	AST	STL	BLK	TOV	PF	PTS	FG%	3P%	FT%	MPG	PPG	RPG	APG
78	834	92	231	0	6	35	55	55	158	35	29	10	24	112	219	.398	.000	.636	10.7	2.8	2.0	0.4

Jevon Carter

Guard	2018-19	1 Season	6-1	200	West Virginia	#3

G	MP	FG	FGA	3P	3PA	FT	FTA	ORB	TRB	AST	STL	BLK	TOV	PF	PTS	FG%	3P%	FT%	MPG	PPG	RPG	APG
39	577	56	185	34	102	26	32	14	66	69	26	11	33	55	172	.303	.333	.813	14.8	4.4	1.7	1.8

Vince Carter

Wing	2014-17	3 Seasons	6-6	220	UNC	#15

G	MP	FG	FGA	3P	3PA	FT	FTA	ORB	TRB	AST	STL	BLK	TOV	PF	PTS	FG%	3P%	FT%	MPG	PPG	RPG	APG
199	3895	461	1239	240	697	203	256	94	506	268	141	66	128	366	1365	.372	.344	.793	19.6	6.9	2.5	1.3

ALL-TIME ROSTER

Colin Castleton

Center	2024-25	1 Season	6-11	250	Michigan / Florida	#8

G	MP	FG	FGA	3P	3PA	FT	FTA	ORB	TRB	AST	STL	BLK	TOV	PF	PTS	FG%	3P%	FT%	MPG	PPG	RPG	APG
10	46	2	10	0	4	10	11	3	9	0	1	1	1	6	14	.200	.000	.909	4.6	1.4	0.9	0.0

Omri Casspi

Forward	2018-19	1 Season	6-9	225	Maccabi Tel Aviv (Israel)	#18

G	MP	FG	FGA	3P	3PA	FT	FTA	ORB	TRB	AST	STL	BLK	TOV	PF	PTS	FG%	3P%	FT%	MPG	PPG	RPG	APG
36	520	86	161	15	43	39	58	17	115	26	20	9	23	35	226	.534	.349	.672	14.4	6.3	3.2	0.7

Mario Chalmers

Guard	2015-16, 2017-18	2 Seasons	6-2	190	Kansas	#6

G	MP	FG	FGA	3P	3PA	FT	FTA	ORB	TRB	AST	STL	BLK	TOV	PF	PTS	FG%	3P%	FT%	MPG	PPG	RPG	APG
121	2674	340	855	98	329	324	387	36	300	408	159	26	218	344	1102	.398	.298	.837	22.1	9.1	2.5	3.4

Kennedy Chandler

Guard	2022-23	1 Season	6-0	171	Tennessee	#1

G	MP	FG	FGA	3P	3PA	FT	FTA	ORB	TRB	AST	STL	BLK	TOV	PF	PTS	FG%	3P%	FT%	MPG	PPG	RPG	APG
36	281	35	83	2	15	6	13	9	38	58	12	5	18	15	78	.422	.133	.462	7.8	2.2	1.1	1.6



Pete Chilcutt

Forward	1996-99	3 Seasons	6-10	230	UNC	#33 / 23 / 32

G	MP	FG	FGA	3P	3PA	FT	FTA	ORB	TRB	AST	STL	BLK	TOV	PF	PTS	FG%	3P%	FT%	MPG	PPG	RPG	APG
182	2779	291	696	105	267	66	98	173	579	181	101	66	118	262	753	.418	.393	.673	15.3	4.1	3.2	1.0

Brandon Clarke

Forward	2019-25	6 Seasons	6-8	215	San Jose State / Gonzaga	#15

G	MP	FG	FGA	3P	3PA	FT	FTA	ORB	TRB	AST	STL	BLK	TOV	PF	PTS	FG%	3P%	FT%	MPG	PPG	RPG	APG
307	6392	1338	2209	51	192	409	586	556	1683	409	222	246	221	590	3136	.606	.266	.698	20.8	10.2	5.5	1.3



Jason Collins

Center	2007-08	1 Season	7-0	255	Stanford	#34

G	MP	FG	FGA	3P	3PA	FT	FTA	ORB	TRB	AST	STL	BLK	TOV	PF	PTS	FG%	3P%	FT%	MPG	PPG	RPG	APG
31	488	30	59	0	1	20	38	29	89	6	12	17	25	84	80	.508	.000	.526	15.7	2.6	2.9	0.2

ALL-TIME ROSTER



Mike Conley

Guard	2007-19	12 Seasons	6-1	175	Ohio State	#11

G	MP	FG	FGA	3P	3PA	FT	FTA	ORB	TRB	AST	STL	BLK	TOV	PF	PTS	FG%	3P%	FT%	MPG	PPG	RPG	APG
788	25700	4182	9484	1086	2894	2283	2788	340	2327	4509	1161	162	1586	1548	11733	.441	.375	.819	32.6	14.9	3.0	5.7

Will Conroy

Guard	2006-07	1 Season	6-2	195	Washington	#5

G	MP	FG	FGA	3P	3PA	FT	FTA	ORB	TRB	AST	STL	BLK	TOV	PF	PTS	FG%	3P%	FT%	MPG	PPG	RPG	APG
3	17	0	0	0	0	0	0	1	2	1	0	0	0	1	0	-	-	-	5.7	0.0	0.7	0.3

Bryce Cotton

Guard	2015-16	1 Season	6-1	165	Providence	#8

G	MP	FG	FGA	3P	3PA	FT	FTA	ORB	TRB	AST	STL	BLK	TOV	PF	PTS	FG%	3P%	FT%	MPG	PPG	RPG	APG
5	6	2	2	0	0	0	0	0	0	0	0	0	0	0	4	1.000	-	-	1.2	0.8	0.0	0.0

Javaris Crittenton

Guard	2005-06	1 Season	6-5	200	Georgia Tech	#3

G	MP	FG	FGA	3P	3PA	FT	FTA	ORB	TRB	AST	STL	BLK	TOV	PF	PTS	FG%	3P%	FT%	MPG	PPG	RPG	APG
35	552	79	195	9	35	58	87	24	95	38	13	2	36	40	225	.405	.257	.667	15.8	6.4	2.7	1.1

Jae Crowder

Forward	2019-20	1 Season	6-6	235	Marquette	#99

G	MP	FG	FGA	3P	3PA	FT	FTA	ORB	TRB	AST	STL	BLK	TOV	PF	PTS	FG%	3P%	FT%	MPG	PPG	RPG	APG
45	1322	147	399	78	266	75	95	40	277	125	47	14	54	85	447	.368	.293	.789	29.4	9.9	6.2	2.8

Jarrett Culver

Guard	2021-22	1 Season	6-6	195	Texas Tech	#23

G	MP	FG	FGA	3P	3PA	FT	FTA	ORB	TRB	AST	STL	BLK	TOV	PF	PTS	FG%	3P%	FT%	MPG	PPG	RPG	APG
37	338	51	135	12	47	16	34	13	48	33	20	5	20	42	130	.378	.255	.471	9.1	3.5	1.3	0.9



Dante Cunningham

Forward	2011-12	1 Season	6-8	230	Villanova	#44

G	MP	FG	FGA	3P	3PA	FT	FTA	ORB	TRB	AST	STL	BLK	TOV	PF	PTS	FG%	3P%	FT%	MPG	PPG	RPG	APG
64	1124	144	279	0	2	45	69	91	246	37	42	34	29	98	333	.516	.000	.652	17.6	5.2	3.8	0.6

ALL-TIME ROSTER



Seth Curry

Guard	2013-14	1 Season	6-2	185	Liberty / Duke	#1

G	MP	FG	FGA	3P	3PA	FT	FTA	ORB	TRB	AST	STL	BLK	TOV	PF	PTS	FG%	3P%	FT%	MPG	PPG	RPG	APG
1	4	0	0	0	0	0	0	0	0	0	0	0	0	0	0	-	-	-	4.0	0.0	0.0	0.0

Antonio Daniels

Guard	1997-98	1 Season	6-4	195	Bowling Green	#33

G	MP	FG	FGA	3P	3PA	FT	FTA	ORB	TRB	AST	STL	BLK	TOV	PF	PTS	FG%	3P%	FT%	MPG	PPG	RPG	APG
74	1956	228	548	11	52	112	170	22	143	334	55	10	164	88	579	.416	.212	.659	26.4	7.8	1.9	4.5

Troy Daniels

Guard	2016-17	1 Season	6-4	200	VCU	#30

G	MP	FG	FGA	3P	3PA	FT	FTA	ORB	TRB	AST	STL	BLK	TOV	PF	PTS	FG%	3P%	FT%	MPG	PPG	RPG	APG
67	1183	185	495	138	355	43	54	22	100	46	20	4	45	90	551	.374	.389	.796	17.7	8.2	1.5	0.7



Deyonta Davis

Center	2016-18	2 Seasons	6-11	237	Michigan State	#23 / 21

G	MP	FG	FGA	3P	3PA	FT	FTA	ORB	TRB	AST	STL	BLK	TOV	PF	PTS	FG%	3P%	FT%	MPG	PPG	RPG	APG
98	1181	185	312	0	0	48	75	95	310	42	18	56	40	165	418	.593	-	.640	12.1	4.3	3.2	0.4

Ed Davis

Forward	2012-14	2 Seasons	6-9	218	UNC	#32

G	MP	FG	FGA	3P	3PA	FT	FTA	ORB	TRB	AST	STL	BLK	TOV	PF	PTS	FG%	3P%	FT%	MPG	PPG	RPG	APG
99	1500	229	433	0	0	84	154	149	420	35	30	90	58	194	542	.529	-	.545	15.2	5.5	4.2	0.4

Josh Davis

Forward	2011-12	1 Season	6-8	235	Wyoming	#18

G	MP	FG	FGA	3P	3PA	FT	FTA	ORB	TRB	AST	STL	BLK	TOV	PF	PTS	FG%	3P%	FT%	MPG	PPG	RPG	APG
15	130	10	27	4	13	4	8	16	27	6	7	1	3	19	28	.370	.308	.500	8.7	1.9	1.8	0.4

Austin Daye

Forward	2012-13	1 Season	6-11	220	Gonzaga	#5

G	MP	FG	FGA	3P	3PA	FT	FTA	ORB	TRB	AST	STL	BLK	TOV	PF	PTS	FG%	3P%	FT%	MPG	PPG	RPG	APG
31	328	47	111	20	58	11	16	6	60	21	9	14	16	39	125	.423	.345	.688	10.6	4.0	1.9	0.7

ALL-TIME ROSTER



Terry Dehere

Guard	1998-99	1 Season	6-2	190	Seton Hall	#24

G	MP	FG	FGA	3P	3PA	FT	FTA	ORB	TRB	AST	STL	BLK	TOV	PF	PTS	FG%	3P%	FT%	MPG	PPG	RPG	APG
22	271	27	74	15	34	5	7	5	22	26	5	3	14	28	74	.365	.441	.714	12.3	3.4	1.0	1.2

Michael Dickerson

Guard	1999-2003	4 Seasons	6-5	190	Arizona	#8

G	MP	FG	FGA	3P	3PA	FT	FTA	ORB	TRB	AST	STL	BLK	TOV	PF	PTS	FG%	3P%	FT%	MPG	PPG	RPG	APG
162	5932	1004	2362	217	553	485	605	152	526	458	186	74	341	461	2710	.425	.392	.802	36.6	16.7	3.2	2.8

Gorgui Dieng

Center	2019-21	2 Seasons	6-10	252	Louisville	#14

G	MP	FG	FGA	3P	3PA	FT	FTA	ORB	TRB	AST	STL	BLK	TOV	PF	PTS	FG%	3P%	FT%	MPG	PPG	RPG	APG
39	689	98	195	31	80	69	85	46	196	44	31	31	38	73	296	.503	.388	.812	17.7	7.6	5.0	1.1

Keyon Dooling

Guard	2012-13	1 Season	6-3	196	Missouri	#55

G	MP	FG	FGA	3P	3PA	FT	FTA	ORB	TRB	AST	STL	BLK	TOV	PF	PTS	FG%	3P%	FT%	MPG	PPG	RPG	APG
7	82	10	21	5	12	6	7	0	1	8	1	0	5	8	31	.476	.417	.857	11.7	4.4	0.1	1.1

Tyler Dorsey

Guard	2018-19	1 Season	6-5	183	Oregon	#22

G	MP	FG	FGA	3P	3PA	FT	FTA	ORB	TRB	AST	STL	BLK	TOV	PF	PTS	FG%	3P%	FT%	MPG	PPG	RPG	APG
21	447	75	175	34	93	22	35	18	70	39	7	1	17	33	206	.429	.366	.629	21.3	9.8	3.3	1.9

Toney Douglas

Guard	2016-17	1 Season	6-2	196	Auburn / Florida State	#16

G	MP	FG	FGA	3P	3PA	FT	FTA	ORB	TRB	AST	STL	BLK	TOV	PF	PTS	FG%	3P%	FT%	MPG	PPG	RPG	APG
24	394	43	117	7	42	24	29	13	61	56	18	5	21	50	117	.368	.167	.828	16.4	4.9	2.5	2.3

Zach Edey

Center	2024-25	1 Season	7-4	299	Purdue	#14

G	MP	FG	FGA	3P	3PA	FT	FTA	ORB	TRB	AST	STL	BLK	TOV	PF	PTS	FG%	3P%	FT%	MPG	PPG	RPG	APG
66	1416	251	433	18	52	90	127	232	548	65	36	85	88	182	610	.580	.346	.709	21.5	9.2	8.3	1.0

ALL-TIME ROSTER

Blue Edwards

Wing	1995-98	3 Seasons	6-4	200	East Carolina	#30

G	MP	FG	FGA	3P	3PA	FT	FTA	ORB	TRB	AST	STL	BLK	TOV	PF	PTS	FG%	3P%	FT%	MPG	PPG	RPG	APG
224	6180	909	2156	149	454	426	532	208	752	527	242	93	385	561	2393	.422	.328	.801	27.6	10.7	3.4	2.4

Doug Edwards

Forward	1995-96	1 Season	6-7	220	Florida State	#32

G	MP	FG	FGA	3P	3PA	FT	FTA	ORB	TRB	AST	STL	BLK	TOV	PF	PTS	FG%	3P%	FT%	MPG	PPG	RPG	APG
31	519	32	91	0	4	29	38	35	87	39	10	18	29	51	93	.352	.000	.763	16.7	3.0	2.8	1.3

Kevin Edwards

Guard	2000-01	1 Season	6-3	190	DePaul	#21

G	MP	FG	FGA	3P	3PA	FT	FTA	ORB	TRB	AST	STL	BLK	TOV	PF	PTS	FG%	3P%	FT%	MPG	PPG	RPG	APG
46	634	56	170	5	19	43	53	23	82	52	29	8	37	46	160	.329	.263	.811	13.8	3.5	1.8	1.1

Obinna Ekezie

Forward	1999-2000	1 Season	6-9	275	Maryland	#54

G	MP	FG	FGA	3P	3PA	FT	FTA	ORB	TRB	AST	STL	BLK	TOV	PF	PTS	FG%	3P%	FT%	MPG	PPG	RPG	APG
39	351	41	88	0	0	43	64	34	92	8	9	4	26	61	125	.466	-	.672	9.0	3.2	2.4	0.2

Wayne Ellington

Guard	2012-13	1 Season	6-4	207	UNC	#3

G	MP	FG	FGA	3P	3PA	FT	FTA	ORB	TRB	AST	STL	BLK	TOV	PF	PTS	FG%	3P%	FT%	MPG	PPG	RPG	APG
40	676	81	199	41	97	15	16	5	52	42	16	1	24	38	218	.407	.423	.938	16.9	5.5	1.3	1.1

Andre Emmett

Guard	2004-05	1 Season	6-5	230	Texas Tech	#14

G	MP	FG	FGA	3P	3PA	FT	FTA	ORB	TRB	AST	STL	BLK	TOV	PF	PTS	FG%	3P%	FT%	MPG	PPG	RPG	APG
8	28	2	6	0	0	3	5	0	2	0	0	0	1	4	7	.333	-	.600	3.5	0.9	0.3	0.0

James Ennis III

Forward	2015-18	3 Seasons	6-6	215	Cal State Long Beach	#8

G	MP	FG	FGA	3P	3PA	FT	FTA	ORB	TRB	AST	STL	BLK	TOV	PF	PTS	FG%	3P%	FT%	MPG	PPG	RPG	APG
119	2594	258	556	83	229	156	193	126	423	115	82	33	99	247	755	.464	.362	.808	21.8	6.3	3.6	1.0

ALL-TIME ROSTER

Tyreke Evans

Guard	2017-18	1 Season	6-6	220	Memphis	#12

G	MP	FG	FGA	3P	3PA	FT	FTA	ORB	TRB	AST	STL	BLK	TOV	PF	PTS	FG%	3P%	FT%	MPG	PPG	RPG	APG
52	1607	366	809	114	286	164	209	44	265	269	57	17	117	96	1010	.452	.399	.785	30.9	19.4	5.1	5.2

Tosan Evbuomwan

Foward	2023-24	1 Season	6-8	219	Princeton	#18

G	MP	FG	FGA	3P	3PA	FT	FTA	ORB	TRB	AST	STL	BLK	TOV	PF	PTS	FG%	3P%	FT%	MPG	PPG	RPG	APG
4	74	4	15	2	8	0	0	8	14	6	0	1	1	5	10	.267	.250	-	18.5	2.5	3.5	1.5

Jordan Farmar

Guard	2015-16	1 Season	6-2	180	UCLA	#4

G	MP	FG	FGA	3P	3PA	FT	FTA	ORB	TRB	AST	STL	BLK	TOV	PF	PTS	FG%	3P%	FT%	MPG	PPG	RPG	APG
12	291	42	100	16	45	10	10	4	25	37	15	2	18	22	110	.420	.356	1.000	24.3	9.2	2.1	3.1

Isaac Fontaine

Guard	2001-02	1 Season	6-4	210	Washington State	#21

G	MP	FG	FGA	3P	3PA	FT	FTA	ORB	TRB	AST	STL	BLK	TOV	PF	PTS	FG%	3P%	FT%	MPG	PPG	RPG	APG
6	75	3	14	1	5	4	6	0	5	4	0	0	4	6	11	.214	.200	.667	12.5	1.8	0.8	0.7

Antonis Fotsis

Forward	2001-02	1 Season	6-10	219	Panathinaikos (Greece)	#6

G	MP	FG	FGA	3P	3PA	FT	FTA	ORB	TRB	AST	STL	BLK	TOV	PF	PTS	FG%	3P%	FT%	MPG	PPG	RPG	APG
28	320	42	104	7	23	17	20	25	62	10	9	11	21	22	108	.404	.304	.850	11.4	3.9	2.2	0.4



Adonal Foyle

Center	2008-09	1 Season	6-10	250	Colgate	#3

G	MP	FG	FGA	3P	3PA	FT	FTA	ORB	TRB	AST	STL	BLK	TOV	PF	PTS	FG%	3P%	FT%	MPG	PPG	RPG	APG
1	3	0	0	0	0	0	0	0	0	0	0	0	0	1	0	-	-	-	3.0	0.0	0.0	0.0

Jamaal Franklin

Guard	2013-14	1 Season	6-5	191	San Diego State	#22

G	MP	FG	FGA	3P	3PA	FT	FTA	ORB	TRB	AST	STL	BLK	TOV	PF	PTS	FG%	3P%	FT%	MPG	PPG	RPG	APG
21	161	16	39	5	11	2	2	4	23	6	4	2	11	23	39	.410	.455	1.000	7.7	1.9	1.1	0.3

ALL-TIME ROSTER

Tim Frazier

Guard	2020-21	1 Season	6-0	170	Penn State	#10

G	MP	FG	FGA	3P	3PA	FT	FTA	ORB	TRB	AST	STL	BLK	TOV	PF	PTS	FG%	3P%	FT%	MPG	PPG	RPG	APG
5	62	3	20	0	8	2	6	0	8	16	2	1	4	7	8	.150	.000	.333	12.4	1.6	1.6	3.2

Wenyen Gabriel

Forward	2023-24	1 Season	6-9	205	Kentucky	#32

G	MP	FG	FGA	3P	3PA	FT	FTA	ORB	TRB	AST	STL	BLK	TOV	PF	PTS	FG%	3P%	FT%	MPG	PPG	RPG	APG
5	81	8	22	1	6	0	5	7	25	3	2	2	8	10	17	.364	.167	.000	16.2	3.4	5.0	0.6



Marc Gasol

Center	2008-19	11 Seasons	7-1	255	CB Girona (Spain)	#33

G	MP	FG	FGA	3P	3PA	FT	FTA	ORB	TRB	AST	STL	BLK	TOV	PF	PTS	FG%	3P%	FT%	MPG	PPG	RPG	APG
769	25917	4341	8978	301	875	2701	3474	1318	5942	2639	708	1135	1607	2242	11684	.484	.344	.777	33.7	15.2	7.7	3.4

Pau Gasol

Forward	2001-08	7 Seasons	7-0	220	FC Barcelona (Spain)	#16

G	MP	FG	FGA	3P	3PA	FT	FTA	ORB	TRB	AST	STL	BLK	TOV	PF	PTS	FG%	3P%	FT%	MPG	PPG	RPG	APG
476	16904	3324	6533	17	74	2301	3152	1200	4096	1473	247	877	1238	1152	8966	.509	.230	.730	35.5	18.8	8.6	3.1

Kenny Gattison

Forward	1995-96	1 Season	6-8	225	Old Dominion	#44

G	MP	FG	FGA	3P	3PA	FT	FTA	ORB	TRB	AST	STL	BLK	TOV	PF	PTS	FG%	3P%	FT%	MPG	PPG	RPG	APG
25	570	91	190	0	0	47	78	35	114	14	10	11	40	75	229	.479	-	.603	22.8	9.2	4.6	0.6



Rudy Gay

Forward	2006-13	7 Seasons	6-8	230	UConn	#22

G	MP	FG	FGA	3P	3PA	FT	FTA	ORB	TRB	AST	STL	BLK	TOV	PF	PTS	FG%	3P%	FT%	MPG	PPG	RPG	APG
479	17338	3293	7289	488	1420	1488	1929	725	2758	954	640	420	1102	1200	8562	.452	.344	.771	36.2	17.9	5.8	2.0

Trey Gilder

Forward	2009-10	1 Season	6-9	185	McNeese State / Northwestern State	#2

G	MP	FG	FGA	3P	3PA	FT	FTA	ORB	TRB	AST	STL	BLK	TOV	PF	PTS	FG%	3P%	FT%	MPG	PPG	RPG	APG
2	5	1	1	0	0	0	0	0	1	0	1	0	0	0	2	1.000	-	-	2.5	1.0	0.5	0.0

ALL-TIME ROSTER



Eddie Gill

Guard	2001-02	1 Season	6-0	190	Weber State	#7

G	MP	FG	FGA	3P	3PA	FT	FTA	ORB	TRB	AST	STL	BLK	TOV	PF	PTS	FG%	3P%	FT%	MPG	PPG	RPG	APG
23	384	39	92	7	22	31	39	7	28	49	11	3	34	38	116	.424	.318	.795	16.7	5.0	1.2	2.1

Jacob Gilyard

Guard	2022-24	2 Seasons	5-9	160	Richmond	#0

G	MP	FG	FGA	3P	3PA	FT	FTA	ORB	TRB	AST	STL	BLK	TOV	PF	PTS	FG%	3P%	FT%	MPG	PPG	RPG	APG
38	695	61	47	52	123	2	2	8	47	138	30	5	31	38	176	.415	.423	1.000	18.3	4.6	1.2	3.6

Gordan Giriček

Wing	2002-03	1 Season	6-6	210	KK Cibona (Croatia)	#10

G	MP	FG	FGA	3P	3PA	FT	FTA	ORB	TRB	AST	STL	BLK	TOV	PF	PTS	FG%	3P%	FT%	MPG	PPG	RPG	APG
49	1187	207	478	46	130	88	107	18	108	70	22	6	94	104	548	.433	.354	.822	24.2	11.2	2.2	1.4

Drew Gooden

Forward	2002-03	1 Season	6-10	250	Kansas	#0

G	MP	FG	FGA	3P	3PA	FT	FTA	ORB	TRB	AST	STL	BLK	TOV	PF	PTS	FG%	3P%	FT%	MPG	PPG	RPG	APG
51	1329	255	576	14	46	92	132	105	295	63	38	22	105	121	616	.443	.304	.697	26.1	12.1	5.8	1.2

Jordan Goodwin

Guard	2023-24	1 Season	6-3	200	Saint Louis	#4

G	MP	FG	FGA	3P	3PA	FT	FTA	ORB	TRB	AST	STL	BLK	TOV	PF	PTS	FG%	3P%	FT%	MPG	PPG	RPG	APG
17	497	66	189	19	61	19	30	48	136	77	25	9	27	33	170	.349	.311	.633	29.2	10.0	8.0	4.5

Danny Green

Wing	2022-23	1 Season	6-6	215	UNC	#14

G	MP	FG	FGA	3P	3PA	FT	FTA	ORB	TRB	AST	STL	BLK	TOV	PF	PTS	FG%	3P%	FT%	MPG	PPG	RPG	APG
3	43	3	11	3	8	0	0	1	4	2	1	0	3	6	9	.273	.375	-	14.3	3.0	1.3	0.7

JaMychal Green

Forward	2014-19	5 Seasons	6-9	227	Alabama	#0

G	MP	FG	FGA	3P	3PA	FT	FTA	ORB	TRB	AST	STL	BLK	TOV	PF	PTS	FG%	3P%	FT%	MPG	PPG	RPG	APG
271	6128	877	1835	151	417	388	505	541	1672	270	163	121	329	732	2293	.478	.362	.768	22.6	8.5	6.2	1.0

ALL-TIME ROSTER

Jeff Green

Forward	2014-16	2 Seasons	6-8	235	Georgetown	#32

G	MP	FG	FGA	3P	3PA	FT	FTA	ORB	TRB	AST	STL	BLK	TOV	PF	PTS	FG%	3P%	FT%	MPG	PPG	RPG	APG
98	2905	450	1049	92	274	242	298	98	428	179	66	40	121	183	1234	.429	.336	.812	29.6	12.6	4.4	1.8



Marko Guduric

Guard	2019-20	1 Season	6-6	210	KK Crvena Zvezda (Serbia)	#23

G	MP	FG	FGA	3P	3PA	FT	FTA	ORB	TRB	AST	STL	BLK	TOV	PF	PTS	FG%	3P%	FT%	MPG	PPG	RPG	APG
44	484	62	157	25	83	24	26	14	73	45	12	8	36	34	173	.395	.301	.923	11.0	3.9	1.7	1.0

Hamed Haddadi

Center	2008-13	5 Seasons	7-2	254	Saba Mehr Qazvin BC (Irán)	#15

G	MP	FG	FGA	3P	3PA	FT	FTA	ORB	TRB	AST	STL	BLK	TOV	PF	PTS	FG%	3P%	FT%	MPG	PPG	RPG	APG
134	821	102	220	0	5	66	100	104	285	35	6	71	65	164	270	.464	.000	.660	6.1	2.0	2.1	0.3



P.J. Hairston

Wing	2015-16	1 Season	6-6	230	UNC	#19

G	MP	FG	FGA	3P	3PA	FT	FTA	ORB	TRB	AST	STL	BLK	TOV	PF	PTS	FG%	3P%	FT%	MPG	PPG	RPG	APG
18	375	46	132	16	69	16	22	7	46	9	8	4	17	31	124	.348	.232	.727	20.8	6.9	2.6	0.5

Dusty Hannahs

Guard	2018-20	2 Seasons	6-6	230	Texas Tech / Arkansas	#8 / 5

G	MP	FG	FGA	3P	3PA	FT	FTA	ORB	TRB	AST	STL	BLK	TOV	PF	PTS	FG%	3P%	FT%	MPG	PPG	RPG	APG
4	39	7	21	2	8	4	4	0	2	5	1	0	1	2	20	.333	.250	1.000	9.8	5.0	0.5	1.3

Andrew Harrison

Guard	2016-19	3 Seasons	6-6	213	Kentucky	#5

G	MP	FG	FGA	3P	3PA	FT	FTA	ORB	TRB	AST	STL	BLK	TOV	PF	PTS	FG%	3P%	FT%	MPG	PPG	RPG	APG
129	2805	299	791	90	299	272	353	46	267	375	91	47	166	333	960	.378	.301	.771	21.7	7.4	2.1	2.9

Shaquille Harrison

Guard	2023-24	1 Season	6-4	190	Tulsa	#1

G	MP	FG	FGA	3P	3PA	FT	FTA	ORB	TRB	AST	STL	BLK	TOV	PF	PTS	FG%	3P%	FT%	MPG	PPG	RPG	APG
3	6	1	2	0	0	0	0	0	2	0	0	1	0	0	2	.500	-	-	2.0	0.7	0.7	0.0

ALL-TIME ROSTER



Lorinza "Junior" Harrington

Guard	2006-07	1 Season	6-4	180	Wingate	#10

G	MP	FG	FGA	3P	3PA	FT	FTA	ORB	TRB	AST	STL	BLK	TOV	PF	PTS	FG%	3P%	FT%	MPG	PPG	RPG	APG
29	543	57	137	7	26	31	46	12	68	89	21	5	52	79	152	.416	.269	.674	18.7	5.2	2.3	3.1

Othella Harrington

Forward	1999-2001	2 Seasons	6-9	235	Georgetown	#24

G	MP	FG	FGA	3P	3PA	FT	FTA	ORB	TRB	AST	STL	BLK	TOV	PF	PTS	FG%	3P%	FT%	MPG	PPG	RPG	APG
126	3944	600	1216	0	5	356	452	298	852	133	55	84	321	423	1556	.493	.000	.788	31.3	12.3	6.8	1.1

Antonio Harvey

Forward	1995-96	1 Season	6-11	225	Southern Illinois / Georgia / Pfeiffer	#40

G	MP	FG	FGA	3P	3PA	FT	FTA	ORB	TRB	AST	STL	BLK	TOV	PF	PTS	FG%	3P%	FT%	MPG	PPG	RPG	APG
18	410	39	95	0	2	20	43	27	94	9	14	21	18	38	98	.411	.000	.465	22.8	5.4	5.2	0.5

J.R. Henderson

Guard	1998-99	1 Season	6-8	226	UCLA	#52

G	MP	FG	FGA	3P	3PA	FT	FTA	ORB	TRB	AST	STL	BLK	TOV	PF	PTS	FG%	3P%	FT%	MPG	PPG	RPG	APG
30	331	35	96	2	5	25	45	20	47	22	9	4	18	29	97	.365	.400	.556	11.0	3.2	1.6	0.7

Myke Henry

Forward	2017-18	1 Season	6-6	210	DePaul	#4

G	MP	FG	FGA	3P	3PA	FT	FTA	ORB	TRB	AST	STL	BLK	TOV	PF	PTS	FG%	3P%	FT%	MPG	PPG	RPG	APG
20	378	41	109	19	58	6	10	10	38	22	31	6	19	28	107	.376	.328	.600	18.9	5.4	1.9	1.1

Xavier Henry

Wing	2010-11	1 Season	6-6	220	Kansas	#13

G	MP	FG	FGA	3P	3PA	FT	FTA	ORB	TRB	AST	STL	BLK	TOV	PF	PTS	FG%	3P%	FT%	MPG	PPG	RPG	APG
38	527	65	160	2	17	33	52	9	37	18	11	3	13	48	165	.406	.118	.635	13.9	4.3	1.0	0.5

Carl Herrera

Forward	1998-99	1 Season	6-9	215	Jacksonville College / Houston	#14

G	MP	FG	FGA	3P	3PA	FT	FTA	ORB	TRB	AST	STL	BLK	TOV	PF	PTS	FG%	3P%	FT%	MPG	PPG	RPG	APG
4	42	3	13	0	0	0	2	5	8	3	0	0	4	3	6	.231	-	.000	10.5	1.5	2.0	0.8

ALL-TIME ROSTER

Solomon Hill

Forward	2019-20	1 Season	6-6	226	Arizona	#44

G	MP	FG	FGA	3P	3PA	FT	FTA	ORB	TRB	AST	STL	BLK	TOV	PF	PTS	FG%	3P%	FT%	MPG	PPG	RPG	APG
48	901	96	233	56	147	26	38	24	144	94	31	7	40	73	274	.412	.381	.684	18.8	5.7	3.0	2.0

Justin Holiday

Wing	2018-19	1 Season	6-6	180	Washington	#7

G	MP	FG	FGA	3P	3PA	FT	FTA	ORB	TRB	AST	STL	BLK	TOV	PF	PTS	FG%	3P%	FT%	MPG	PPG	RPG	APG
44	1282	149	383	65	195	54	60	27	154	61	54	15	57	85	417	.389	.333	.900	29.1	9.5	3.5	1.4

Ryan Hollins

Center	2015-16	1 Season	7-0	240	UCLA	#20

G	MP	FG	FGA	3P	3PA	FT	FTA	ORB	TRB	AST	STL	BLK	TOV	PF	PTS	FG%	3P%	FT%	MPG	PPG	RPG	APG
32	412	45	72	0	0	26	42	40	87	10	6	20	21	58	116	.625	-	.619	12.9	3.6	2.7	0.3



Lester Hudson

Guard	2009-10, 2011-12	2 Seasons	6-3	190	Tennessee-Martin	#25 / 14

G	MP	FG	FGA	3P	3PA	FT	FTA	ORB	TRB	AST	STL	BLK	TOV	PF	PTS	FG%	3P%	FT%	MPG	PPG	RPG	APG
12	81	17	46	3	14	8	10	4	10	6	5	1	7	5	45	.370	.214	.800	6.8	3.8	0.8	0.5

Jay Huff

Center	2024-25	1 Season	7-1	240	Virginia	#30

G	MP	FG	FGA	3P	3PA	FT	FTA	ORB	TRB	AST	STL	BLK	TOV	PF	PTS	FG%	3P%	FT%	MPG	PPG	RPG	APG
64	748	157	305	81	200	44	56	30	129	38	16	56	34	78	439	.515	.405	.786	11.7	6.9	2.0	0.6



Ryan Humphrey

Forward	2002-05	3 Seasons	6-8	235	Oklahoma / Notre Dame	#40

G	MP	FG	FGA	3P	3PA	FT	FTA	ORB	TRB	AST	STL	BLK	TOV	PF	PTS	FG%	3P%	FT%	MPG	PPG	RPG	APG
50	450	55	142	0	3	23	48	56	120	11	16	3	27	56	133	.387	.000	.479	9.0	2.7	2.4	0.2



Steven Hunter

Center	2009-10	1 Season	7-0	220	DePaul	#45

G	MP	FG	FGA	3P	3PA	FT	FTA	ORB	TRB	AST	STL	BLK	TOV	PF	PTS	FG%	3P%	FT%	MPG	PPG	RPG	APG
21	158	17	43	0	0	19	36	18	42	0	1	10	9	10	53	.395	-	.528	7.5	2.5	2.0	0.0

ALL-TIME ROSTER

Vince Hunter

Forward	2017-18	1 Season	6-8	225	Texas-El Paso	#32

G	MP	FG	FGA	3P	3PA	FT	FTA	ORB	TRB	AST	STL	BLK	TOV	PF	PTS	FG%	3P%	FT%	MPG	PPG	RPG	APG
4	7	3	5.600	0	0	0	0	2	3	0	0	1	1	0	6	.600	-	-	1.8	1.5	0.8	0.0

Bobby Hurley

Guard	1997-98	1 Season	6-0	165	Duke	#12

G	MP	FG	FGA	3P	3PA	FT	FTA	ORB	TRB	AST	STL	BLK	TOV	PF	PTS	FG%	3P%	FT%	MPG	PPG	RPG	APG
27	458	46	123	1	7	29	39	5	30	97	10	0	44	43	122	.374	.143	.744	17.0	4.5	1.1	3.6

Matthew Hurt

Forward	2023-24	1 Season	6-9	235	Duke	#20

G	MP	FG	FGA	3P	3PA	FT	FTA	ORB	TRB	AST	STL	BLK	TOV	PF	PTS	FG%	3P%	FT%	MPG	PPG	RPG	APG
8	113	12	34	5	20	3	3	9	16	4	3	3	2	8	32	.353	.250	1.000	14.1	4.0	2.0	0.5

Allen Iverson

Guard	2009-10	1 Season	6-1	165	Georgetown	#3

G	MP	FG	FGA	3P	3PA	FT	FTA	ORB	TRB	AST	STL	BLK	TOV	PF	PTS	FG%	3P%	FT%	MPG	PPG	RPG	APG
3	67	15	256	1	1	6	12	1	4	11	1	0	7	5	37	.577	1.000	.500	22.3	12.3	1.3	3.7



Bobby Jackson

Guard	2005-06	1 Season	6-1	185	Minnesota	#24

G	MP	FG	FGA	3P	3PA	FT	FTA	ORB	TRB	AST	STL	BLK	TOV	PF	PTS	FG%	3P%	FT%	MPG	PPG	RPG	APG
71	1775	286	748	129	332	107	146	44	223	195	61	1	101	155	808	.382	.389	.733	25.0	11.4	3.1	2.7

Josh Jackson

Wing	2019-20	1 Season	6-8	207	Kansas	#20

G	MP	FG	FGA	3P	3PA	FT	FTA	ORB	TRB	AST	STL	BLK	TOV	PF	PTS	FG%	3P%	FT%	MPG	PPG	RPG	APG
22	381	70	159	23	72	35	50	11	66	35	18	9	28	40	198	.440	.319	.700	17.3	9.0	3.0	1.6

GG Jackson II

Forward	2023-25	2 Seasons	6-9	215	South Carolina	#45

G	MP	FG	FGA	3P	3PA	FT	FTA	ORB	TRB	AST	STL	BLK	TOV	PF	PTS	FG%	3P%	FT%	MPG	PPG	RPG	APG
77	1692	315	762	134	381	144	193	80	288	88	40	29	96	94	908	.413	.352	.746	22.0	11.8	3.7	1.1

ALL-TIME ROSTER

Jaren Jackson Jr.

Forward/Center | **2018-25** | **7 Seasons** | **6-11** | **242** | **Michigan State** | **#13 / #8**

G	MP	FG	FGA	3P	3PA	FT	FTA	ORB	TRB	AST	STL	BLK	TOV	PF	PTS	FG%	3P%	FT%	MPG	PPG	RPG	APG
407	11639	2658	5700	704	2008	1498	1891	548	2258	602	414	777	762	1485	7518	.466	.351	.792	28.6	18.5	5.5	1.5

Casey Jacobsen

Wing | **2007-08** | **1 Season** | **6-6** | **215** | **Stanford** | **#23**

G	MP	FG	FGA	3P	3PA	FT	FTA	ORB	TRB	AST	STL	BLK	TOV	PF	PTS	FG%	3P%	FT%	MPG	PPG	RPG	APG
53	547	39	115	16	72	13	17	12	65	20	5	1	16	34	107	.339	.222	.765	10.3	2.0	1.2	0.4

Marko Jarić

Guard | **2008-09** | **1 Season** | **6-7** | **198** | **Fortituto Kontatto Bologna (Italy)** | **#55**

G	MP	FG	FGA	3P	3PA	FT	FTA	ORB	TRB	AST	STL	BLK	TOV	PF	PTS	FG%	3P%	FT%	MPG	PPG	RPG	APG
53	605	48	145	11	28	29	41	23	65	74	29	11	49	62	136	.331	.393	.707	11.4	2.6	1.2	1.4

DeJon Jarreau

Guard | **2023-24** | **1 Season** | **6-5** | **185** | **UMass / Houston** | **#77**

G	MP	FG	FGA	3P	3PA	FT	FTA	ORB	TRB	AST	STL	BLK	TOV	PF	PTS	FG%	3P%	FT%	MPG	PPG	RPG	APG
9	150	17	50	4	13	5	11	8	44	26	6	2	9	14	43	.340	.308	.455	16.7	4.8	4.9	2.9

DaQuan Jeffries

Forward | **2021-22** | **1 Season** | **6-5** | **230** | **Oral Roberts / Tulsa** | **#55**

G	MP	FG	FGA	3P	3PA	FT	FTA	ORB	TRB	AST	STL	BLK	TOV	PF	PTS	FG%	3P%	FT%	MPG	PPG	RPG	APG
3	9	1	2	0	1	0	0	0	2	1	0	0	0	1	2	.500	.000	-	3.0	0.7	0.7	0.3

Trey Jemison

Center | **2023-24** | **1 Season** | **6-10** | **260** | **Clemson / UAB** | **#55**

G	MP	FG	FGA	3P	3PA	FT	FTA	ORB	TRB	AST	STL	BLK	TOV	PF	PTS	FG%	3P%	FT%	MPG	PPG	RPG	APG
23	572	75	136	0	0	21	25	64	133	27	12	28	33	69	171	.551	-	.840	24.9	7.4	5.8	1.2



Alexander Johnson

Forward | **2006-07** | **1 Season** | **6-9** | **240** | **Florida State** | **#32**

G	MP	FG	FGA	3P	3PA	FT	FTA	ORB	TRB	AST	STL	BLK	TOV	PF	PTS	FG%	3P%	FT%	MPG	PPG	RPG	APG
59	753	91	169	0	0	78	118	50	181	17	25	35	47	137	260	.538	-	.661	12.8	4.4	3.1	0.3

ALL-TIME ROSTER

Brice Johnson

Forward	2017-18	1 Season	6-10	230	UNC	#14

G	MP	FG	FGA	3P	3PA	FT	FTA	ORB	TRB	AST	STL	BLK	TOV	PF	PTS	FG%	3P%	FT%	MPG	PPG	RPG	APG
9	60	13	31	0	0	1	3	7	18	1	3	4	1	6	27	.419	-	.333	6.7	3.0	2.0	0.1

Chris Johnson

Wing	2012-13	1 Season	6-6	206	Dayton	#4

G	MP	FG	FGA	3P	3PA	FT	FTA	ORB	TRB	AST	STL	BLK	TOV	PF	PTS	FG%	3P%	FT%	MPG	PPG	RPG	APG
8	102	11	25	6	18	1	2	5	11	2	4	0	3	5	29	.440	.333	.500	12.8	3.6	1.4	0.3

James Johnson

Forward	2013-14	1 Season	6-7	240	Wake Forest	#3

G	MP	FG	FGA	3P	3PA	FT	FTA	ORB	TRB	AST	STL	BLK	TOV	PF	PTS	FG%	3P%	FT%	MPG	PPG	RPG	APG
52	956	143	308	22	87	76	90	60	166	111	42	57	66	102	384	.464	.253	.844	18.4	7.4	3.2	2.1

Omari Johnson

Forward	2017-18	1 Season	6-9	220	Oregon State	#14

G	MP	FG	FGA	3P	3PA	FT	FTA	ORB	TRB	AST	STL	BLK	TOV	PF	PTS	FG%	3P%	FT%	MPG	PPG	RPG	APG
4	75	9	21	4	12	0	0	4	11	7	2	0	3	6	22	.429	.333	-	18.8	5.5	2.8	1.8



Bobby Jones

Forward	2007-08	1 Season	6-7	215	Washington	#6

G	MP	FG	FGA	3P	3PA	FT	FTA	ORB	TRB	AST	STL	BLK	TOV	PF	PTS	FG%	3P%	FT%	MPG	PPG	RPG	APG
9	137	14	36	3	13	9	10	10	27	11	5	2	5	17	40	.389	.231	.900	15.2	4.4	3.0	1.2



Dahntay Jones

Wing	2003-07	4 Seasons	6-6	225	Rutgers / Duke	#30

G	MP	FG	FGA	3P	3PA	FT	FTA	ORB	TRB	AST	STL	BLK	TOV	PF	PTS	FG%	3P%	FT%	MPG	PPG	RPG	APG
221	3441	427	967	32	97	247	342	85	349	140	95	54	183	404	1133	.442	.330	.722	15.6	5.1	1.6	0.6



Damon Jones

Guard	2000-01	1 Season	6-3	185	Houston	#11

G	MP	FG	FGA	3P	3PA	FT	FTA	ORB	TRB	AST	STL	BLK	TOV	PF	PTS	FG%	3P%	FT%	MPG	PPG	RPG	APG
71	1415	170	416	84	231	37	52	16	124	224	36	1	76	58	461	.409	.364	.712	19.9	6.5	1.7	3.2

ALL-TIME ROSTER



Eddie Jones

Wing	2005-07	2 Seasons	6-6	190	Temple	#6

G	MP	FG	FGA	3P	3PA	FT	FTA	ORB	TRB	AST	STL	BLK	TOV	PF	PTS	FG%	3P%	FT%	MPG	PPG	RPG	APG
104	2998	349	873	155	448	193	249	49	340	210	153	29	116	255	1046	.400	.346	.775	28.8	10.1	3.3	2.0

Tyus Jones

Guard	2019-23	4 Seasons	6-0	196	Duke	#21

G	MP	FG	FGA	3P	3PA	FT	FTA	ORB	TRB	AST	STL	BLK	TOV	PF	PTS	FG%	3P%	FT%	MPG	PPG	RPG	APG
288	5943	935	2104	293	795	218	269	75	619	1285	272	20	223	139	2381	.444	.369	.810	20.6	8.3	2.1	4.5

Yuki Kawamura

Guard	2024-25	1 Season	5-9	159	Yokohama B.Corsairs (Japan)	#17

G	MP	FG	FGA	3P	3PA	FT	FTA	ORB	TRB	AST	STL	BLK	TOV	PF	PTS	FG%	3P%	FT%	MPG	PPG	RPG	APG
22	93	11	30	7	23	7	9	0	12	19	2	0	5	8	36	.367	.304	.778	4.2	1.6	0.5	0.9

Luke Kennard

Wing	2022-25	3 Seasons	6-5	206	Duke	#10

G	MP	FG	FGA	3P	3PA	FT	FTA	ORB	TRB	AST	STL	BLK	TOV	PF	PTS	FG%	3P%	FT%	MPG	PPG	RPG	APG
128	3061	437	917	294	636	109	121	57	371	405	83	8	142	133	1277	.477	.462	.901	23.9	10.0	2.9	3.2



Chris King

Forward	1995-96	1 Season	6-8	215	Wake Forest	#17

G	MP	FG	FGA	3P	3PA	FT	FTA	ORB	TRB	AST	STL	BLK	TOV	PF	PTS	FG%	3P%	FT%	MPG	PPG	RPG	APG
80	1930	250	585	44	113	90	136	102	285	104	68	33	103	163	634	.427	.389	.662	24.1	7.9	3.6	1.3

Tarence Kinsey

Wing	2006-08	2 Seasons	6-6	185	South Carolina	#7

G	MP	FG	FGA	3P	3PA	FT	FTA	ORB	TRB	AST	STL	BLK	TOV	PF	PTS	FG%	3P%	FT%	MPG	PPG	RPG	APG
59	1063	155	342	16	53	83	104	32	109	43	56	1	49	68	409	.453	.302	.798	18.0	6.9	1.8	0.7



Brevin Knight

Guard	2001-03	2 Seasons	5-10	173	Stanford	#22

G	MP	FG	FGA	3P	3PA	FT	FTA	ORB	TRB	AST	STL	BLK	TOV	PF	PTS	FG%	3P%	FT%	MPG	PPG	RPG	APG
108	2079	238	562	4	16	107	152	26	190	535	148	9	205	258	587	.423	.250	.704	19.3	5.3	1.8	5.0

ALL-TIME ROSTER

John Konchar

Wing	2019-25	6 Seasons	6-5	210	Fort Wayne	#46

G	MP	FG	FGA	3P	3PA	FT	FTA	ORB	TRB	AST	STL	BLK	TOV	PF	PTS	FG%	3P%	FT%	MPG	PPG	RPG	APG
307	5273	495	1056	199	551	109	150	313	1222	430	240	124	153	357	1298	.469	.361	.727	17.2	4.2	4.0	1.4



Kosta Koufos

Center	2013-15	2 Seasons	7-0	245	Ohio State	#41

G	MP	FG	FGA	3P	3PA	FT	FTA	ORB	TRB	AST	STL	BLK	TOV	PF	PTS	FG%	3P%	FT%	MPG	PPG	RPG	APG
161	2697	409	817	0	0	115	178	281	844	76	61	134	136	330	933	.501	-	.646	16.8	5.8	5.2	0.5

Jake LaRavia

Forward	2022-25	3 Seasons	6-7	235	Indiana State / Wake Forest	#3

G	MP	FG	FGA	3P	3PA	FT	FTA	ORB	TRB	AST	STL	BLK	TOV	PF	PTS	FG%	3P%	FT%	MPG	PPG	RPG	APG
117	2202	273	639	117	317	164	214	137	396	212	85	36	132	210	827	.427	.369	.766	18.8	7.1	3.4	1.8

Acie Law

Guard	2010-11	1 Season	6-3	195	Texas A&M	#2

G	MP	FG	FGA	3P	3PA	FT	FTA	ORB	TRB	AST	STL	BLK	TOV	PF	PTS	FG%	3P%	FT%	MPG	PPG	RPG	APG
11	94	3	19	0	6	6	10	3	11	14	4	0	10	10	12	.158	.000	.600	8.5	1.1	1.0	1.3

Eric Leckner

Center	1996-97	1 Season	6-11	265	Wyoming	#55

G	MP	FG	FGA	3P	3PA	FT	FTA	ORB	TRB	AST	STL	BLK	TOV	PF	PTS	FG%	3P%	FT%	MPG	PPG	RPG	APG
19	115	14	30	0	0	6	12	5	35	4	3	2	10	32	34	.467	-	.500	6.1	1.8	1.8	0.2

Courtney Lee

Guard	2013-16	3 Seasons	6-5	215	Western Kentucky	#5

G	MP	FG	FGA	3P	3PA	FT	FTA	ORB	TRB	AST	STL	BLK	TOV	PF	PTS	FG%	3P%	FT%	MPG	PPG	RPG	APG
177	5312	685	1493	190	504	268	311	61	434	310	172	47	175	298	1828	.459	.377	.862	30.0	10.3	2.5	1.8

Jon Leuer

Forward	2012-15	3 Seasons	6-10	228	Wisconsin	#30

G	MP	FG	FGA	3P	3PA	FT	FTA	ORB	TRB	AST	STL	BLK	TOV	PF	PTS	FG%	3P%	FT%	MPG	PPG	RPG	APG
131	1562	257	543	30	78	78	113	95	389	69	39	22	65	159	622	.473	.385	.690	11.9	4.7	3.0	0.5

ALL-TIME ROSTER

Kenneth Lofton Jr.

Forward/Center	2022-24	2 Seasons	6-8	275	Louisiana Tech	#6

G	MP	FG	FGA	3P	3PA	FT	FTA	ORB	TRB	AST	STL	BLK	TOV	PF	PTS	FG%	3P%	FT%	MPG	PPG	RPG	APG
39	275	63	130	9	27	24	42	21	66	34	8	5	18	43	159	.485	.333	.571	7.1	4.1	1.7	0.9



Grant Long

Forward	1999-2002	2 Seasons	6-8	225	Eastern Michigan	#43

G	MP	FG	FGA	3P	3PA	FT	FTA	ORB	TRB	AST	STL	BLK	TOV	PF	PTS	FG%	3P%	FT%	MPG	PPG	RPG	APG
174	4295	378	871	7	36	253	351	193	739	262	180	37	214	391	1016	.434	.194	.721	24.7	5.8	4.2	1.5



Felipe López

Guard	1998-2000	2 Seasons	6-5	199	St. John's	#13

G	MP	FG	FGA	3P	3PA	FT	FTA	ORB	TRB	AST	STL	BLK	TOV	PF	PTS	FG%	3P%	FT%	MPG	PPG	RPG	APG
112	1999	280	640	15	62	154	244	128	290	106	81	31	135	222	729	.438	.242	.631	17.8	6.5	2.6	0.9

Kyle Lowry

Guard	2006-09	3 Seasons	6-0	196	Villanova	#1

G	MP	FG	FGA	3P	3PA	FT	FTA	ORB	TRB	AST	STL	BLK	TOV	PF	PTS	FG%	3P%	FT%	MPG	PPG	RPG	APG
141	3335	382	902	56	217	397	537	66	392	506	154	31	218	294	1217	.424	.258	.739	23.7	8.6	2.8	3.6

Kalin Lucas

Guard	2014-15	1 Season	6-1	195	Michigan State	#27

G	MP	FG	FGA	3P	3PA	FT	FTA	ORB	TRB	AST	STL	BLK	TOV	PF	PTS	FG%	3P%	FT%	MPG	PPG	RPG	APG
1	6	0	1	0	0	0	0	0	0	0	1	0	0	1	0	.000	-	-	6.0	0.0	0.0	0.0

George Lynch

Forward	1996-98	2 Seasons	6-8	218	UNC	#34 / 9

G	MP	FG	FGA	3P	3PA	FT	FTA	ORB	TRB	AST	STL	BLK	TOV	PF	PTS	FG%	3P%	FT%	MPG	PPG	RPG	APG
123	2552	385	807	17	61	171	255	245	623	198	128	58	168	258	958	.477	.279	.671	20.7	7.8	5.1	1.6



Sam Mack

Wing	1997-99	2 Seasons	6-7	220	Iowa State / Tyler JC / Houston	#6 / 7

G	MP	FG	FGA	3P	3PA	FT	FTA	ORB	TRB	AST	STL	BLK	TOV	PF	PTS	FG%	3P%	FT%	MPG	PPG	RPG	APG
76	1991	308	771	152	377	90	107	37	186	124	61	12	89	170	858	.399	.403	.841	26.2	11.3	2.4	1.6

ALL-TIME ROSTER

Shelvin Mack

Guard	2018-19	1 Season	6-3	203	Butler	#6

G	MP	FG	FGA	3P	3PA	FT	FTA	ORB	TRB	AST	STL	BLK	TOV	PF	PTS	FG%	3P%	FT%	MPG	PPG	RPG	APG
53	1204	161	389	46	128	53	75	18	102	182	45	4	62	81	421	.414	.359	.707	22.7	7.9	1.9	3.4

Rich Manning

Center	1995-97	2 Seasons	6-11	253	Syracuse / Washington	#15

G	MP	FG	FGA	3P	3PA	FT	FTA	ORB	TRB	AST	STL	BLK	TOV	PF	PTS	FG%	3P%	FT%	MPG	PPG	RPG	APG
45	439	67	161	2	4	15	22	24	78	9	6	7	22	55	151	.416	.500	.682	9.8	3.4	1.7	0.2

Cuonzo Martin

Guard	1995-96	1 Season	6-5	213	Purdue	#40

G	MP	FG	FGA	3P	3PA	FT	FTA	ORB	TRB	AST	STL	BLK	TOV	PF	PTS	FG%	3P%	FT%	MPG	PPG	RPG	APG
4	19	3	5	3	3	0	2	1	2	2	1	0	1	1	9	.600	1.000	.000	4.8	2.3	0.5	0.5



Darrick Martin

Guard	1995-96	1 Season	5-11	170	UCLA	#5

G	MP	FG	FGA	3P	3PA	FT	FTA	ORB	TRB	AST	STL	BLK	TOV	PF	PTS	FG%	3P%	FT%	MPG	PPG	RPG	APG
24	402	59	131	5	22	38	46	13	38	61	27	1	37	47	161	.450	.227	.826	16.8	6.7	1.6	2.5

Jarell Martin

Forward	2015-18	3 Seasons	6-10	239	LSU	#10 / 1

G	MP	FG	FGA	3P	3PA	FT	FTA	ORB	TRB	AST	STL	BLK	TOV	PF	PTS	FG%	3P%	FT%	MPG	PPG	RPG	APG
142	2599	333	763	43	125	174	228	178	566	96	64	65	133	360	883	.436	.344	.763	18.3	6.2	4.0	0.7



Tony Massenburg

Forward/Center	1997-99, 2000-02	4 Seasons	6-9	220	Maryland	#44

G	MP	FG	FGA	3P	3PA	FT	FTA	ORB	TRB	AST	STL	BLK	TOV	PF	PTS	FG%	3P%	FT%	MPG	PPG	RPG	APG
229	4107	588	1245	1	3	336	479	338	1023	79	91	122	237	527	1513	.472	.333	.701	17.9	6.6	4.5	0.3

Dakota Mathias

Guard	2021-22	1 Season	6-4	200	Purdue	#31

G	MP	FG	FGA	3P	3PA	FT	FTA	ORB	TRB	AST	STL	BLK	TOV	PF	PTS	FG%	3P%	FT%	MPG	PPG	RPG	APG
6	16	2	6	2	6	0	0	0	2	1	1	0	0	1	6	.333	.333	-	2.7	1.0	0.3	0.2

ALL-TIME ROSTER

Lee Mayberry

Guard	1996-99	3 Seasons	6-1	172	Arkansas	#11

G	MP	FG	FGA	3P	3PA	FT	FTA	ORB	TRB	AST	STL	BLK	TOV	PF	PTS	FG%	3P%	FT%	MPG	PPG	RPG	APG
168	3913	287	738	148	411	71	102	48	251	701	132	18	214	336	793	.389	.360	.696	23.3	4.7	1.5	4.2

O.J. Mayo

Guard	2008-12	4 Seasons	6-5	210	USC	#32

G	MP	FG	FGA	3P	3PA	FT	FTA	ORB	TRB	AST	STL	BLK	TOV	PF	PTS	FG%	3P%	FT%	MPG	PPG	RPG	APG
301	9873	1708	3949	477	1272	691	846	182	999	818	333	79	625	642	4584	.433	.375	.817	32.8	15.2	3.3	2.7

Ray McCallum

Guard	2015-16	1 Season	6-3	190	Detroit Mercy	#5

G	MP	FG	FGA	3P	3PA	FT	FTA	ORB	TRB	AST	STL	BLK	TOV	PF	PTS	FG%	3P%	FT%	MPG	PPG	RPG	APG
10	219	28	79	10	26	3	5	2	16	27	7	3	13	15	69	.354	.385	.600	21.9	6.9	1.6	2.7

Sean McDermott

Guard	2020-21	1 Season	6-6	195	Butler	#30

G	MP	FG	FGA	3P	3PA	FT	FTA	ORB	TRB	AST	STL	BLK	TOV	PF	PTS	FG%	3P%	FT%	MPG	PPG	RPG	APG
18	158	13	33	5	22	8	8	6	19	4	2	3	4	8	39	.394	.227	1.000	8.8	2.2	1.1	0.2

Ben McLemore

Guard	2017-18	1 Season	6-3	195	Kansas	#23

G	MP	FG	FGA	3P	3PA	FT	FTA	ORB	TRB	AST	STL	BLK	TOV	PF	PTS	FG%	3P%	FT%	MPG	PPG	RPG	APG
56	1091	157	373	55	159	53	64	34	139	51	38	15	61	139	422	.421	.346	.828	19.5	7.5	2.5	0.9

De'Anthony Melton

Guard	2019-22	3 Seasons	6-2	200	USC	#0

G	MP	FG	FGA	3P	3PA	FT	FTA	ORB	TRB	AST	STL	BLK	TOV	PF	PTS	FG%	3P%	FT%	MPG	PPG	RPG	APG
185	3869	614	1489	266	723	224	292	137	709	501	241	90	262	322	1718	.412	.368	.767	20.9	9.3	3.8	2.7

Sam Merrill

Guard	2021-22	1 Season	6-4	205	Utah State	#25

G	MP	FG	FGA	3P	3PA	FT	FTA	ORB	TRB	AST	STL	BLK	TOV	PF	PTS	FG%	3P%	FT%	MPG	PPG	RPG	APG
6	58	8	24	7	23	2	4	1	7	4	0	0	2	3	25	.333	.304	.500	9.7	4.2	1.2	0.7

ALL-TIME ROSTER

C.J. Miles

Forward	2018-19	1 Season	6-6	220	Skyline HS (Texas)	#6

G	MP	FG	FGA	3P	3PA	FT	FTA	ORB	TRB	AST	STL	BLK	TOV	PF	PTS	FG%	3P%	FT%	MPG	PPG	RPG	APG
13	294	42	105	24	66	13	14	1	27	14	8	5	9	17	121	.400	.364	.929	22.6	9.3	2.	1.1

Darius Miles

Forward	2008-09	1 Season	6-9	210	East St. Louis HS (Illinois)	#3

G	MP	FG	FGA	3P	3PA	FT	FTA	ORB	TRB	AST	STL	BLK	TOV	PF	PTS	FG%	3P%	FT%	MPG	PPG	RPG	APG
34	298	48	99	1	6	23	31	19	57	17	11	20	21	32	120	.485	.167	.742	8.8	3.5	1.7	0.5

Darko Miličić

Center	2007-09	2 Seasons	7-0	250	KK Vrsac Swisslion (Serbia)	#31

G	MP	FG	FGA	3P	3PA	FT	FTA	ORB	TRB	AST	STL	BLK	TOV	PF	PTS	FG%	3P%	FT%	MPG	PPG	RPG	APG
131	2697	356	766	0	1	126	226	210	688	92	54	165	149	319	838	.465	.000	.558	20.6	6.4	5.3	0.7

Mike Miller

Wing	2002-08, 2013-14	7 Seasons	6-8	218	Florida	#33 / 13

G	MP	FG	FGA	3P	3PA	FT	FTA	ORB	TRB	AST	STL	BLK	TOV	PF	PTS	FG%	3P%	FT%	MPG	PPG	RPG	APG
453	13597	2180	4570	844	2011	778	1008	259	2020	1351	286	108	838	944	5982	.477	.420	.772	30.0	13.2	4.5	3.0

Eric Mobley

Center	1995-97	2 Seasons	6-11	235	Pittsburgh	#52

G	MP	FG	FGA	3P	3PA	FT	FTA	ORB	TRB	AST	STL	BLK	TOV	PF	PTS	FG%	3P%	FT%	MPG	PPG	RPG	APG
62	918	100	194	1	2	53	113	81	186	36	18	33	78	126	254	.515	.500	.469	14.8	4.1	3.0	0.6

Ja Morant

Guard	2019-25	6 Seasons	6-3	174	Murray State	#12

G	MP	FG	FGA	3P	3PA	FT	FTA	ORB	TRB	AST	STL	BLK	TOV	PF	PTS	FG%	3P%	FT%	MPG	PPG	RPG	APG
307	9801	2507	5344	415	1312	1513	1975	288	1448	2267	315	86	1037	515	6942	.469	.316	.766	31.9	22.6	4.7	7.4

Darius Morris

Guard	2013-14	1 Season	6-4	190	Michigan	#7

G	MP	FG	FGA	3P	3PA	FT	FTA	ORB	TRB	AST	STL	BLK	TOV	PF	PTS	FG%	3P%	FT%	MPG	PPG	RPG	APG
5	66	6	16	2	7	1	3	4	8	8	3	0	6	3	15	.375	.286	.333	13.2	3.0	1.6	1.6

ALL-TIME ROSTER

Lawrence Moten

Guard	1995-97	2 Seasons	6-5	185	Syracuse	#7 / No 21

G	MP	FG	FGA	3P	3PA	FT	FTA	ORB	TRB	AST	STL	BLK	TOV	PF	PTS	FG%	3P%	FT%	MPG	PPG	RPG	APG
111	1787	283	688	59	196	113	174	79	180	179	77	32	125	137	738	.411	.301	.649	16.1	6.6	1.6	1.6

Xavier Munford

Guard	2015-16	1 Season	6-2	180	Rhode Island	#14

G	MP	FG	FGA	3P	3PA	FT	FTA	ORB	TRB	AST	STL	BLK	TOV	PF	PTS	FG%	3P%	FT%	MPG	PPG	RPG	APG
14	244	32	77	9	23	7	14	3	31	22	13	3	15	25	80	.416	.391	.500	17.4	5.7	2.2	1.6



Eric Murdock

Guard	1995-96	1 Season	6-1	190	Providence	#14

G	MP	FG	FGA	3P	3PA	FT	FTA	ORB	TRB	AST	STL	BLK	TOV	PF	PTS	FG%	3P%	FT%	MPG	PPG	RPG	APG
64	1480	220	521	39	122	106	131	21	155	292	129	9	120	124	585	.422	.320	.809	23.1	9.1	2.4	4.6

Juan Carlos Navarro

Guard	2007-08	1 Season	6-3	170	Barca (Spain)	#2

G	MP	FG	FGA	3P	3PA	FT	FTA	ORB	TRB	AST	STL	BLK	TOV	PF	PTS	FG%	3P%	FT%	MPG	PPG	RPG	APG
82	2117	308	766	156	432	124	146	34	210	177	48	1	134	94	896	.402	.361	.849	25.8	10.9	2.6	2.2

Makhtar N'Diaye

Forward	1998-99	1 Season	6-8	245	Michigan, UNC	#40

G	MP	FG	FGA	3P	3PA	FT	FTA	ORB	TRB	AST	STL	BLK	TOV	PF	PTS	FG%	3P%	FT%	MPG	PPG	RPG	APG
4	27	1	4	0	0	3	4	3	5	1	0	1	1	9	5	.250	-	.750	6.8	1.3	1.3	0.3

Ivano Newbill

Forward	1997-98	1 Season	6-9	245	Georgia Tech	#40

G	MP	FG	FGA	3P	3PA	FT	FTA	ORB	TRB	AST	STL	BLK	TOV	PF	PTS	FG%	3P%	FT%	MPG	PPG	RPG	APG
28	249	20	57	1	1	17	30	24	69	9	10	3	17	38	58	.351	1.000	.567	8.9	2.1	2.5	0.3

Joakim Noah

Center	2018-19	1 Season	6-11	230	Florida	#55

G	MP	FG	FGA	3P	3PA	FT	FTA	ORB	TRB	AST	STL	BLK	TOV	PF	PTS	FG%	3P%	FT%	MPG	PPG	RPG	APG
42	693	110	213	0	1	78	109	58	238	89	20	31	50	96	298	.516	.000	.716	16.5	7.1	5.7	2.1

ALL-TIME ROSTER



Moochie Norris

Guard	1996-97	1 Season	6-1	175	Auburn, West Florida	#10

G	MP	FG	FGA	3P	3PA	FT	FTA	ORB	TRB	AST	STL	BLK	TOV	PF	PTS	FG%	3P%	FT%	MPG	PPG	RPG	APG
8	89	4	22	2	10	2	5	3	12	23	4	0	5	5	12	.182	.200	.400	11.1	1.5	1.5	2.9

Jaylen Nowell

Guard	2023-24	1 Season	6-4	201	Washington	#24

G	MP	FG	FGA	3P	3PA	FT	FTA	ORB	TRB	AST	STL	BLK	TOV	PF	PTS	FG%	3P%	FT%	MPG	PPG	RPG	APG
9	156	22	55	4	23	3	3	3	14	16	3	0	5	13	51	.400	.174	1.000	17.3	5.7	1.6	1.8



Bo Outlaw

Forward	2003-04	1 Season	6-8	210	South Plains College/Houston	#45

G	MP	FG	FGA	3P	3PA	FT	FTA	ORB	TRB	AST	STL	BLK	TOV	PF	PTS	FG%	3P%	FT%	MPG	PPG	RPG	APG
82	1606	159	312	0	4	61	116	125	342	90	73	70	69	170	379	.510	.000	.526	19.6	4.6	4.2	1.1

Chris Owens

Forward	2002-03	1 Season	6-7	245	Tulane/Texas	#20

G	MP	FG	FGA	3P	3PA	FT	FTA	ORB	TRB	AST	STL	BLK	TOV	PF	PTS	FG%	3P%	FT%	MPG	PPG	RPG	APG
1	6	2	3	0	0	0	0	1	1	0	0	0	1	0	4	.667	-	-	6.0	4.0	1.0	0.0

Scott Padgett

Forward	2006-07	1 Season	6-9	240	Kentucky	#34

G	MP	FG	FGA	3P	3PA	FT	FTA	ORB	TRB	AST	STL	BLK	TOV	PF	PTS	FG%	3P%	FT%	MPG	PPG	RPG	APG
7	44	1	7	0	4	0	2	5	9	0	1	0	1	2	2	.143	.000	.000	4.7	0.3	1.3	0.0

Milt Palacio

Guard	1999-2000	1 Season	6-3	195	Midland College/Colorado State	#5

G	MP	FG	FGA	3P	3PA	FT	FTA	ORB	TRB	AST	STL	BLK	TOV	PF	PTS	FG%	3P%	FT%	MPG	PPG	RPG	APG
53	394	43	98	0	2	22	37	17	51	48	20	0	44	32	108	.439	.000	.595	7.4	2.0	1.0	0.9

Jeremy Pargo

Guard	2011-12	1 Season	6-2	219	Gonzaga	#1

G	MP	FG	FGA	3P	3PA	FT	FTA	ORB	TRB	AST	STL	BLK	TOV	PF	PTS	FG%	3P%	FT%	MPG	PPG	RPG	APG
44	424	50	150	10	38	16	27	12	37	55	15	0	46	46	126	.333	.263	.593	9.6	2.9	0.8	1.3

ALL-TIME ROSTER

Chandler Parsons

Forward	2016-19	3 Seasons	6-9	230	Florida	#25

G	MP	FG	FGA	3P	3PA	FT	FTA	ORB	TRB	AST	STL	BLK	TOV	PF	PTS	FG%	3P%	FT%	MPG	PPG	RPG	APG
95	1862	251	638	105	308	74	95	24	244	167	57	21	91	150	681	.393	.341	.779	19.6	7.2	2.6	1.8

Cherokee Parks

Center	1998-2000	2 Seasons	6-11	235	Duke	#1

G	MP	FG	FGA	3P	3PA	FT	FTA	ORB	TRB	AST	STL	BLK	TOV	PF	PTS	FG%	3P%	FT%	MPG	PPG	RPG	APG
104	1926	190	420	0	2	54	92	130	426	71	57	73	77	229	434	.452	.000	.587	18.5	4.2	4.1	0.7

Anthony Peeler

Guard	1996-98	2 Seasons	6-4	208	Missouri	#7

G	MP	FG	FGA	3P	3PA	FT	FTA	ORB	TRB	AST	STL	BLK	TOV	PF	PTS	FG%	3P%	FT%	MPG	PPG	RPG	APG
80	2493	437	1083	133	362	113	139	60	267	279	114	17	163	184	1120	.404	.367	.813	31.2	14.0	3.3	3.5

Maozinha Pereira

Foward	2023-24	1 Season	6-8	177	Basquete Cearense (Brazil)	#25

G	MP	FG	FGA	3P	3PA	FT	FTA	ORB	TRB	AST	STL	BLK	TOV	PF	PTS	FG%	3P%	FT%	MPG	PPG	RPG	APG
7	122	18	35	5	13	7	10	11	37	2	6	4	5	10	48	.514	.385	.700	17.4	6.9	5.3	0.3



Elliot Perry

Guard	2001-02	1 Season	6-0	150	Memphis	#5

G	MP	FG	FGA	3P	3PA	FT	FTA	ORB	TRB	AST	STL	BLK	TOV	PF	PTS	FG%	3P%	FT%	MPG	PPG	RPG	APG
2	48	5	10	0	0	1	2	0	4	7	3	0	7	6	11	.500	-	.500	24.0	5.5	2.0	3.5

Wesley Person

Guard	2002-04	2 Seasons	6-6	195	Auburn	#1

G	MP	FG	FGA	3P	3PA	FT	FTA	ORB	TRB	AST	STL	BLK	TOV	PF	PTS	FG%	3P%	FT%	MPG	PPG	RPG	APG
82	2225	307	708	111	274	85	105	26	210	135	47	21	72	75	810	.434	.405	.810	27.1	9.9	2.6	1.6

Scotty Pippen Jr.

Guard	2023-25	2 Seasons	6-2	190	Vanderbilt	#1

G	MP	FG	FGA	3P	3PA	FT	FTA	ORB	TRB	AST	STL	BLK	TOV	PF	PTS	FG%	3P%	FT%	MPG	PPG	RPG	APG
100	2210	385	797	117	291	163	226	87	326	445	139	40	194	263	1050	.483	.402	.721	22.1	10.5	3.3	4.5

ALL-TIME ROSTER

Dexter Pittman

Center	2012-13	1 Season	6-11	308	Texas	#45

G	MP	FG	FGA	3P	3PA	FT	FTA	ORB	TRB	AST	STL	BLK	TOV	PF	PTS	FG%	3P%	FT%	MPG	PPG	RPG	APG
7	20	1	6	0	0	0	3	3	5	0	0	0	1	4	2	.167	-	.000	2.9	0.3	0.7	0.0



Quincy Pondexter

Wing	2011-15	4 Seasons	6-7	230	Washington	#20 / 8

G	MP	FG	FGA	3P	3PA	FT	FTA	ORB	TRB	AST	STL	BLK	TOV	PF	PTS	FG%	3P%	FT%	MPG	PPG	RPG	APG
168	3055	315	752	110	332	134	184	128	341	136	72	17	97	250	874	.419	.331	.728	18.2	5.2	2.0	0.8

Yves Pons

Forward	2021-22	1 Season	6-6	215	Tennessee	#5

G	MP	FG	FGA	3P	3PA	FT	FTA	ORB	TRB	AST	STL	BLK	TOV	PF	PTS	FG%	3P%	FT%	MPG	PPG	RPG	APG
12	71	5	16	3	9	0	2	5	12	1	1	4	1	6	13	.313	.333	.000	5.9	1.1	1.0	0.1

Jontay Porter

Forward	2020-21	1 Season	6-11	240	Missouri	#4

G	MP	FG	FGA	3P	3PA	FT	FTA	ORB	TRB	AST	STL	BLK	TOV	PF	PTS	FG%	3P%	FT%	MPG	PPG	RPG	APG
11	54	8	15	3	8	3	5	4	14	1	3	1	7	12	22	.533	.375	.600	4.9	2.0	1.3	0.1

James Posey

Forward	2003-04	2 Seasons	6-8	215	Xavier	#41

G	MP	FG	FGA	3P	3PA	FT	FTA	ORB	TRB	AST	STL	BLK	TOV	PF	PTS	FG%	3P%	FT%	MPG	PPG	RPG	APG
132	3833	435	1126	167	468	374	446	137	622	210	185	63	181	382	1531	.440	.357	.839	29.0	11.6	4.7	1.6



Leon Powe

Forward	2010-11	1 Season	6-8	240	California	#7

G	MP	FG	FGA	3P	3PA	FT	FTA	ORB	TRB	AST	STL	BLK	TOV	PF	PTS	FG%	3P%	FT%	MPG	PPG	RPG	APG
16	141	30	60	0	2	28	46	8	25	5	3	1	7	24	88	.500	.000	.609	8.8	5.5	1.6	0.3

Brent Price

Guard	1999-2001	2 Seasons	6-1	240	South Carolina/Oklahoma	#20

G	MP	FG	FGA	3P	3PA	FT	FTA	ORB	TRB	AST	STL	BLK	TOV	PF	PTS	FG%	3P%	FT%	MPG	PPG	RPG	APG
47	454	44	130	26	72	40	46	9	41	74	19	1	51	71	154	.338	.361	.870	9.7	3.3	0.9	1.6

ALL-TIME ROSTER



Tayshaun Prince

Forward	2012-15	3 Seasons	6-9	212	Kentucky	#21

G	MP	FG	FGA	3P	3PA	FT	FTA	ORB	TRB	AST	STL	BLK	TOV	PF	PTS	FG%	3P%	FT%	MPG	PPG	RPG	APG
139	3750	419	1011	50	143	81	127	82	472	241	75	37	91	126	969	.414	.350	.638	27.0	7.0	3.4	1.7

Zyon Pullin

Guard	2024-25	1 Season	6-4	206	UC Riverside / Florida	#2

G	MP	FG	FGA	3P	3PA	FT	FTA	ORB	TRB	AST	STL	BLK	TOV	PF	PTS	FG%	3P%	FT%	MPG	PPG	RPG	APG
3	3	0	1	0	0	0	0	0	0	0	0	0	0	0	0	.000	-	-	1.0	0.0	0.0	0.0

Ivan Rabb

Forward	2017-19	2 Seasons	6-10	220	California	#10

G	MP	FG	FGA	3P	3PA	FT	FTA	ORB	TRB	AST	STL	BLK	TOV	PF	PTS	FG%	3P%	FT%	MPG	PPG	RPG	APG
85	1237	202	364	3	15	78	105	123	364	86	29	27	70	145	485	.555	.200	.743	14.6	5.7	4.3	1.0

Zach Randolph

Forward	2009-17	8 Seasons	6-9	250	Michigan State	#50

G	MP	FG	FGA	3P	3PA	FT	FTA	ORB	TRB	AST	STL	BLK	TOV	PF	PTS	FG%	3P%	FT%	MPG	PPG	RPG	APG
551	17928	3731	7834	63	286	1736	2293	1895	5612	1085	429	154	1058	1305	9261	.476	.220	.757	32.5	16.8	10.2	2.0

Xavier Rathan-Mayes

Guard	2017-18	1 Season	6-4	208	Florida State	#22

G	MP	FG	FGA	3P	3PA	FT	FTA	ORB	TRB	AST	STL	BLK	TOV	PF	PTS	FG%	3P%	FT%	MPG	PPG	RPG	APG
5	118	12	42	1	14	4	9	0	5	18	6	3	11	18	29	.286	.071	.444	23.6	5.8	1.0	3.6

Bryant Reeves

Center	1995-2001	6 Seasons	7-0	275	Oklahoma State	#50

G	MP	FG	FGA	3P	3PA	FT	FTA	ORB	TRB	AST	STL	BLK	TOV	PF	PTS	FG%	3P%	FT%	MPG	PPG	RPG	APG
395	12071	1999	4208	2	27	945	1345	856	2745	623	200	302	744	1365	4945	.475	.074	.703	30.6	12.5	6.9	1.6



Rodrick Rhodes

Wing	1998-99	1 Season	6-6	225	Kentucky/USC	#12

G	MP	FG	FGA	3P	3PA	FT	FTA	ORB	TRB	AST	STL	BLK	TOV	PF	PTS	FG%	3P%	FT%	MPG	PPG	RPG	APG
10	123	11	44	1	7	11	19	7	13	10	4	2	15	16	34	.250	.143	.579	12.3	3.4	1.3	1.0

ALL-TIME ROSTER

Jeremy Richardson

Wing	2007-08	1 Season	6-6	185	Delta State	#3

G	MP	FG	FGA	3P	3PA	FT	FTA	ORB	TRB	AST	STL	BLK	TOV	PF	PTS	FG%	3P%	FT%	MPG	PPG	RPG	APG
3	15	0	6	0	2	0	0	0	1	1	0	0	1	2	0	.000	.000	-	5.0	0.0	0.3	0.3

Anthony Roberson

Guard	2005-06	1 Season	6-2	180	Florida	#3

G	MP	FG	FGA	3P	3PA	FT	FTA	ORB	TRB	AST	STL	BLK	TOV	PF	PTS	FG%	3P%	FT%	MPG	PPG	RPG	APG
16	88	14	31	5	10	2	2	0	6	5	1	0	3	6	35	.452	.500	1.000	5.5	2.2	0.4	0.3

Lawrence Roberts

Forward	2005-07	2 Seasons	6-9	240	Baylor/Mississippi State	#44

G	MP	FG	FGA	3P	3PA	FT	FTA	ORB	TRB	AST	STL	BLK	TOV	PF	PTS	FG%	3P%	FT%	MPG	PPG	RPG	APG
87	1150	114	252	0	4	106	154	127	310	35	44	15	41	163	334	.452	.000	.688	13.2	3.8	3.6	0.4

Chris Robinson

Guard	1996-98	2 Seasons	6-5	200	Western Kentucky	#5

G	MP	FG	FGA	3P	3PA	FT	FTA	ORB	TRB	AST	STL	BLK	TOV	PF	PTS	FG%	3P%	FT%	MPG	PPG	RPG	APG
57	824	92	245	41	113	17	28	23	84	75	35	10	49	106	242	.376	.363	.607	14.5	4.2	1.5	1.3

Larry Robinson

Guard	1997-98	1 Season	6-3	180	Centenary (LA)	#6

G	MP	FG	FGA	3P	3PA	FT	FTA	ORB	TRB	AST	STL	BLK	TOV	PF	PTS	FG%	3P%	FT%	MPG	PPG	RPG	APG
6	41	6	19	3	6	2	2	2	12	1	4	0	2	0	17	.316	.500	1.000	6.8	2.8	2.0	0.2

David Roddy

Forward	2022-24	2 Seasons	6-5	255	Colorado State	#27/#21

G	MP	FG	FGA	3P	3PA	FT	FTA	ORB	TRB	AST	STL	BLK	TOV	PF	PTS	FG%	3P%	FT%	MPG	PPG	RPG	APG
118	2372	335	806	112	368	87	132	101	393	135	54	30	111	175	869	.416	.304	.659	20.1	7.4	3.3	1.1

Roy Rogers

Forward	1996-97	1 Season	6-10	235	Alabama	#44

G	MP	FG	FGA	3P	3PA	FT	FTA	ORB	TRB	AST	STL	BLK	TOV	PF	PTS	FG%	3P%	FT%	MPG	PPG	RPG	APG
82	1848	244	483	1	1	54	94	139	386	46	21	163	86	214	543	.505	1.000	.574	22.5	6.6	4.7	0.6

ALL-TIME ROSTER



Derrick Rose

Guard	2023-24	1 Season	6-3	200	Memphis	#23

G	MP	FG	FGA	3P	3PA	FT	FTA	ORB	TRB	AST	STL	BLK	TOV	PF	PTS	FG%	3P%	FT%	MPG	PPG	RPG	APG
24	399	76	165	15	41	24	27	7	45	78	8	2	31	21	191	.461	.366	.889	16.6	8.0	1.9	3.3

Quinton Ross

Wing	2008-09	1 Season	6-6	195	SMU	#13

G	MP	FG	FGA	3P	3PA	FT	FTA	ORB	TRB	AST	STL	BLK	TOV	PF	PTS	FG%	3P%	FT%	MPG	PPG	RPG	APG
68	1164	99	259	33	88	34	42	29	126	47	32	14	36	114	265	.382	.375	.810	17.1	3.9	1.9	0.7

Jason Sasser

Forward	1998-99	1 Season	6-7	225	Texas Tech	#23

G	MP	FG	FGA	3P	3PA	FT	FTA	ORB	TRB	AST	STL	BLK	TOV	PF	PTS	FG%	3P%	FT%	MPG	PPG	RPG	APG
6	39	5	11	0	0	1	2	2	7	2	2	0	2	4	11	.455	-	.500	6.5	1.8	1.2	0.3

Byron Scott

Guard	1995-96	1 Season	6-3	185	Arizona State	#4

G	MP	FG	FGA	3P	3PA	FT	FTA	ORB	TRB	AST	STL	BLK	TOV	PF	PTS	FG%	3P%	FT%	MPG	PPG	RPG	APG
80	1894	271	676	74	221	203	243	40	192	123	63	22	100	126	819	.401	.335	.835	23.7	10.2	2.4	1.5

Dennis Scott

Wing	1999-2000	1 Season	6-8	229	Georgia Tech	#9

G	MP	FG	FGA	3P	3PA	FT	FTA	ORB	TRB	AST	STL	BLK	TOV	PF	PTS	FG%	3P%	FT%	MPG	PPG	RPG	APG
66	1263	125	333	71	189	48	57	16	106	69	28	9	30	104	369	.375	.376	.842	19.1	5.6	1.6	1.0

Josh Selby

Guard	2011-13	2 Seasons	6-2	183	Kansas	#2

G	MP	FG	FGA	3P	3PA	FT	FTA	ORB	TRB	AST	STL	BLK	TOV	PF	PTS	FG%	3P%	FT%	MPG	PPG	RPG	APG
38	296	31	94	3	21	18	25	2	20	34	9	0	36	24	83	.330	.143	.720	7.8	2.2	0.5	0.9

Wayne Selden Jr.

Wing	2016-19	3 Seasons	6-5	230	Kansas	#7

G	MP	FG	FGA	3P	3PA	FT	FTA	ORB	TRB	AST	STL	BLK	TOV	PF	PTS	FG%	3P%	FT%	MPG	PPG	RPG	APG
78	1336	201	480	72	206	78	106	33	111	114	32	12	86	119	552	.419	.350	.736	17.1	7.1	1.4	1.5

ALL-TIME ROSTER

Kobi Simmons

Guard	2017-18	1 Season	6-5	166	Arizona	#2

G	MP	FG	FGA	3P	3PA	FT	FTA	ORB	TRB	AST	STL	BLK	TOV	PF	PTS	FG%	3P%	FT%	MPG	PPG	RPG	APG
32	643	80	189	11	39	25	25	14	50	68	18	5	44	61	196	.423	.282	1.000	20.1	6.1	1.6	2.1

Zavier Simpson

Guard	2023-24	1 Season	6-0	190	Michigan	#2

G	MP	FG	FGA	3P	3PA	FT	FTA	ORB	TRB	AST	STL	BLK	TOV	PF	PTS	FG%	3P%	FT%	MPG	PPG	RPG	APG
7	161	17	54	5	17	3	4	4	20	25	7	3	10	11	42	.315	.294	.750	23.0	6.0	2.9	3.6

Brian Skinner

Center	2011-12	1 Season	6-9	255	Baylor	#3

G	MP	FG	FGA	3P	3PA	FT	FTA	ORB	TRB	AST	STL	BLK	TOV	PF	PTS	FG%	3P%	FT%	MPG	PPG	RPG	APG
1	4	0	1	0	0	0	0	0	0	0	0	0	0	1	0	.000	-	-	4.0	0.0	0.0	0.0

Marcus Smart

Guard	2023-25	2 Seasons	6-3	220	Oklahoma State	#36

G	MP	FG	FGA	3P	3PA	FT	FTA	ORB	TRB	AST	STL	BLK	TOV	PF	PTS	FG%	3P%	FT%	MPG	PPG	RPG	APG
39	1005	155	385	71	224	73	92	20	96	157	64	11	97	84	454	.403	.317	.793	25.8	11.6	2.5	4.0

Ish Smith

Guard	2010-11	1 Season	6-0	175	Wake Forest	#5

G	MP	FG	FGA	3P	3PA	FT	FTA	ORB	TRB	AST	STL	BLK	TOV	PF	PTS	FG%	3P%	FT%	MPG	PPG	RPG	APG
15	113	11	32	0	2	5	11	1	5	15	5	0	8	11	27	.344	.000	.455	7.5	1.8	0.3	1.0



Michael Smith

Forward	1997-99	2 Seasons	6-8	230	Providence	#34

G	MP	FG	FGA	3P	3PA	FT	FTA	ORB	TRB	AST	STL	BLK	TOV	PF	PTS	FG%	3P%	FT%	MPG	PPG	RPG	APG
78	1804	144	277	0	2	124	201	220	556	107	72	24	96	167	412	.520	.000	.617	23.1	5.3	7.1	1.4

Russ Smith

Guard	2014-16	2 Seasons	6-0	165	Louisville	#2

G	MP	FG	FGA	3P	3PA	FT	FTA	ORB	TRB	AST	STL	BLK	TOV	PF	PTS	FG%	3P%	FT%	MPG	PPG	RPG	APG
21	102	13	37	2	10	20	26	2	12	17	8	1	12	12	48	.351	.200	.769	4.9	2.3	0.6	0.8

ALL-TIME ROSTER



Theron Smith

Forward	2003-04	1 Season	6-8	225	Ball State	#0

G	MP	FG	FGA	3P	3PA	FT	FTA	ORB	TRB	AST	STL	BLK	TOV	PF	PTS	FG%	3P%	FT%	MPG	PPG	RPG	APG
20	178	16	43	6	12	6	8	13	41	7	5	5	14	18	44	.372	.500	.750	8.9	2.2	2.1	0.4



Will Solomon

Guard	2001-02	1 Season	6-1	185	Clemson	#1

G	MP	FG	FGA	3P	3PA	FT	FTA	ORB	TRB	AST	STL	BLK	TOV	PF	PTS	FG%	3P%	FT%	MPG	PPG	RPG	APG
62	872	113	331	46	162	49	73	12	68	92	35	7	62	76	321	.341	.284	.671	14.1	5.2	1.1	1.5



Marreese Speights

Forward/Center	2011-13	2 Seasons	6-10	255	Florida	#5

G	MP	FG	FGA	3P	3PA	FT	FTA	ORB	TRB	AST	STL	BLK	TOV	PF	PTS	FG%	3P%	FT%	MPG	PPG	RPG	APG
100	1924	327	735	2	8	132	176	209	563	66	31	56	109	233	788	.445	.250	.750	19.2	7.9	5.6	0.7

Will Solomon

Guard	2001-02	1 Season	6-1	185	Clemson	#1

G	MP	FG	FGA	3P	3PA	FT	FTA	ORB	TRB	AST	STL	BLK	TOV	PF	PTS	FG%	3P%	FT%	MPG	PPG	RPG	APG
62	872	113	331	46	162	49	73	12	68	92	35	7	62	76	321	.341	.284	.671	14.1	5.2	1.1	1.5

Xavier Sneed

Forward	2021-22	1 Season	6-5	215	Kansas State	#20

G	MP	FG	FGA	3P	3PA	FT	FTA	ORB	TRB	AST	STL	BLK	TOV	PF	PTS	FG%	3P%	FT%	MPG	PPG	RPG	APG
2	8	0	2	0	2	0	0	1	2	0	0	0	0	2	0	.000	.000	-	4.0	0.0	1.0	0.0

Cam Spencer

Guard	2024-25	1 Season	6-3	205	Rutgers / Loyola (MD) / UConn	#24

G	MP	FG	FGA	3P	3PA	FT	FTA	ORB	TRB	AST	STL	BLK	TOV	PF	PTS	FG%	3P%	FT%	MPG	PPG	RPG	APG
25	252	34	82	19	53	19	19	12	30	34	9	1	6	23	106	.415	.358	1.000	10.1	4.2	1.2	1.4

D.J. Stephens

Guard	2018-19	1 Season	6-5	188	Memphis	#20

G	MP	FG	FGA	3P	3PA	FT	FTA	ORB	TRB	AST	STL	BLK	TOV	PF	PTS	FG%	3P%	FT%	MPG	PPG	RPG	APG
1	7	1	2	0	0	0	0	0	0	0	1	0	1	0	2	.500	-	-	7.0	2.0	0.0	0.0

ALL-TIME ROSTER

Joe Stephens

Forward	1999-2000	1 Season	6-7	210	Colorado/Little Rock	#23

G	MP	FG	FGA	3P	3PA	FT	FTA	ORB	TRB	AST	STL	BLK	TOV	PF	PTS	FG%	3P%	FT%	MPG	PPG	RPG	APG
13	181	19	51	0	8	3	4	13	36	11	7	3	6	9	41	.373	.000	.750	13.9	3.2	2.8	0.8



Alex Stepheson

Center	2015-16	1 Season	6-10	270	UNC/USC	#35

G	MP	FG	FGA	3P	3PA	FT	FTA	ORB	TRB	AST	STL	BLK	TOV	PF	PTS	FG%	3P%	FT%	MPG	PPG	RPG	APG
4	61	8	26	0	0	4	10	18	26	2	1	3	0	8	20	.308	-	.400	15.3	5.0	6.5	0.5

Lance Stephenson

Wing	2015-16	1 Season	6-6	230	Cincinnati	#1

G	MP	FG	FGA	3P	3PA	FT	FTA	ORB	TRB	AST	STL	BLK	TOV	PF	PTS	FG%	3P%	FT%	MPG	PPG	RPG	APG
26	692	146	308	11	31	66	81	21	115	73	19	6	46	56	369	.474	.355	.815	26.6	14.2	4.4	2.8

Lamar Stevens

Foward	2023-25	2 Seasons	6-6	230	Penn State	#24/ #8

G	MP	FG	FGA	3P	3PA	FT	FTA	ORB	TRB	AST	STL	BLK	TOV	PF	PTS	FG%	3P%	FT%	MPG	PPG	RPG	APG
36	592	116	258	19	65	42	54	28	134	28	22	20	25	46	293	.450	.292	.778	16.4	8.1	3.7	0.8

Jarnell Stokes

Center	2014-16	2 Seasons	6-9	236	Tennessee	#1

G	MP	FG	FGA	3P	3PA	FT	FTA	ORB	TRB	AST	STL	BLK	TOV	PF	PTS	FG%	3P%	FT%	MPG	PPG	RPG	APG
21	130	21	37	0	0	15	28	17	36	4	5	5	7	25	57	.568	-	.536	6.2	2.7	1.2	0.2

Damon Stoudamire

Guard	2005-08	3 Seasons	5-10	171	Arizona	#20

G	MP	FG	FGA	3P	3PA	FT	FTA	ORB	TRB	AST	STL	BLK	TOV	PF	PTS	FG%	3P%	FT%	MPG	PPG	RPG	APG
118	2987	362	918	131	373	140	171	68	305	539	85	3	206	190	995	.394	.351	.819	25.3	8.4	2.6	4.6



Erick Strickland

Guard	2000-01	1 Season	6-3	210	Nebraska	#25

G	MP	FG	FGA	3P	3PA	FT	FTA	ORB	TRB	AST	STL	BLK	TOV	PF	PTS	FG%	3P%	FT%	MPG	PPG	RPG	APG
22	409	41	136	14	48	44	51	9	76	66	22	1	27	42	140	.301	.292	.863	18.6	6.4	3.5	3.0

ALL-TIME ROSTER



Stromile Swift

Forward/Center | 2000-05, 2006-08 | 7 Seasons | 6-9 | 225 | LSU | #4

G	MP	FG	FGA	3P	3PA	FT	FTA	ORB	TRB	AST	STL	BLK	TOV	PF	PTS	FG%	3P%	FT%	MPG	PPG	RPG	APG
441	8980	1422	3021	1	24	984	1387	748	2128	243	307	607	571	1080	3829	.471	.042	.709	20.4	8.7	4.8	0.6

Marquis Teague

Guard | 2017-18 | 1 Season | 6-2 | 189 | Kentucky | #20

G	MP	FG	FGA	3P	3PA	FT	FTA	ORB	TRB	AST	STL	BLK	TOV	PF	PTS	FG%	3P%	FT%	MPG	PPG	RPG	APG
3	74	4	16	1	4	2	5	1	6	13	4	0	3	5	11	.250	.250	.400	24.7	3.7	2.0	4.3

Garrett Temple

Wing | 2018-19 | 1 Season | 6-5 | 195 | LSU | #17

G	MP	FG	FGA	3P	3PA	FT	FTA	ORB	TRB	AST	STL	BLK	TOV	PF	PTS	FG%	3P%	FT%	MPG	PPG	RPG	APG
49	1530	166	387	74	210	57	76	18	152	69	50	25	54	134	463	.429	.352	.750	31.2	9.4	3.1	1.4

Tyrell Terry

Guard | 2021-22 | 1 Season | 6-2 | 160 | Stanford | #3

G	MP	FG	FGA	3P	3PA	FT	FTA	ORB	TRB	AST	STL	BLK	TOV	PF	PTS	FG%	3P%	FT%	MPG	PPG	RPG	APG
2	3	1	1	0	0	0	0	0	0	0	0	0	0	1	2	1.000	-	-	1.5	1.0	0.0	0.0

Jon Teske

Center | 2021-22 | 1 Season | 7-1 | 265 | Michigan | #10

G	MP	FG	FGA	3P	3PA	FT	FTA	ORB	TRB	AST	STL	BLK	TOV	PF	PTS	FG%	3P%	FT%	MPG	PPG	RPG	APG
3	8	0	1	0	0	0	2	0	2	1	1	0	0	1	0	.000	-	.000	2.7	0.0	0.7	0.3



Hasheem Thabeet

Center | 2009-11 | 2 Seasons | 7-3 | 263 | UConn | #34

G	MP	FG	FGA	3P	3PA	FT	FTA	ORB	TRB	AST	STL	BLK	TOV	PF	PTS	FG%	3P%	FT%	MPG	PPG	RPG	APG
113	1252	94	170	0	0	73	128	109	318	15	24	104	60	235	261	.553	-	.570	11.1	2.3	2.8	0.1



John Thomas

Center | 2005-06 | 1 Season | 6-9 | 265 | Minnesota | #25

G	MP	FG	FGA	3P	3PA	FT	FTA	ORB	TRB	AST	STL	BLK	TOV	PF	PTS	FG%	3P%	FT%	MPG	PPG	RPG	APG
3	25	2	2	0	0	0	0	0	0	1	0	1	2	3	4	1.000	=	=	8.3	1.3	0.0	0.3

ALL-TIME ROSTER

Tyrus Thomas

Forward	2014-15	1 Season	6-9	215	LSU	#13

G	MP	FG	FGA	3P	3PA	FT	FTA	ORB	TRB	AST	STL	BLK	TOV	PF	PTS	FG%	3P%	FT%	MPG	PPG	RPG	APG
2	7	1	1	0	0	2	2	0	0	1	0	0	0	0	4	1.000	-	1.000	3.5	2.0	0.0	0.5

Otis Thorpe

Forward	1997-98	1 Season	6-9	225	Providence	#10

G	MP	FG	FGA	3P	3PA	FT	FTA	ORB	TRB	AST	STL	BLK	TOV	PF	PTS	FG%	3P%	FT%	MPG	PPG	RPG	APG
47	1574	205	430	0	4	118	170	100	371	161	30	23	115	158	528	.477	.000	.694	33.5	11.2	7.9	3.4

Killian Tillie

Forward/Center	2020-22	2 Seasons	6-10	220	Gonzaga	#35

G	MP	FG	FGA	3P	3PA	FT	FTA	ORB	TRB	AST	STL	BLK	TOV	PF	PTS	FG%	3P%	FT%	MPG	PPG	RPG	APG
54	643	62	184	37	119	14	19	27	84	30	28	23	15	78	175	.337	.311	.737	11.9	3.2	1.6	0.6

Xavier Tillman Sr.

Forward/Center	2020-24	4 Seasons	6-8	245	Michigan State	#2

G	MP	FG	FGA	3P	3PA	FT	FTA	ORB	TRB	AST	STL	BLK	TOV	PF	PTS	FG%	3P%	FT%	MPG	PPG	RPG	APG
207	3666	540	1034	48	182	147	256	317	881	290	193	112	152	336	1275	.522	.264	.574	17.7	6.2	4.3	1.4



Jamaal Tinsley

Guard	2009-10	1 Season	6-3	195	Iowa State	#10

G	MP	FG	FGA	3P	3PA	FT	FTA	ORB	TRB	AST	STL	BLK	TOV	PF	PTS	FG%	3P%	FT%	MPG	PPG	RPG	APG
38	589	52	140	7	39	22	27	11	66	108	33	5	63	67	133	.371	.179	.815	15.5	3.5	1.7	2.8

Anthony Tolliver

Forward	2019-20	1 Season	6-8	240	Creighton	#44

G	MP	FG	FGA	3P	3PA	FT	FTA	ORB	TRB	AST	STL	BLK	TOV	PF	PTS	FG%	3P%	FT%	MPG	PPG	RPG	APG
13	236	19	48	17	41	7	8	5	33	10	7	1	9	14	62	.396	.415	.875	18.2	4.8	2.5	0.8



Cezary Trybański

Center	2002-03	1 Season	7-2	240	Znicz Pruszków (Poland)	#15

G	MP	FG	FGA	3P	3PA	FT	FTA	ORB	TRB	AST	STL	BLK	TOV	PF	PTS	FG%	3P%	FT%	MPG	PPG	RPG	APG
15	86	5	20	0	0	4	10	6	14	1	0	6	8	13	14	.250	-	.400	5.7	0.9	0.9	0.1

ALL-TIME ROSTER



Jake Tsakalidis

Center	2003-07	4 Seasons	7-2	285	AEK Athens (Greece)	#12

G	MP	FG	FGA	3P	3PA	FT	FTA	ORB	TRB	AST	STL	BLK	TOV	PF	PTS	FG%	3P%	FT%	MPG	PPG	RPG	APG
145	1801	219	412	0	0	121	190	160	460	43	33	81	95	262	559	.532	-	.637	12.4	3.9	3.2	0.3

Beno Udrih

Guard	2013-16	3 Seasons	6-3	205	Olimpia Milano (Italy)	#19

G	MP	FG	FGA	3P	3PA	FT	FTA	ORB	TRB	AST	STL	BLK	TOV	PF	PTS	FG%	3P%	FT%	MPG	PPG	RPG	APG
97	1669	276	569	32	110	95	111	22	154	252	50	10	105	103	679	.485	.291	.856	17.2	7.0	1.6	2.6

Jarrod Uthoff

Forward	2019-20	1 Season	6-9	221	Iowa	#19

G	MP	FG	FGA	3P	3PA	FT	FTA	ORB	TRB	AST	STL	BLK	TOV	PF	PTS	FG%	3P%	FT%	MPG	PPG	RPG	APG
4	14	1	7	0	4	2	2	1	1	0	1	0	0	1	4	.143	.000	1.000	3.5	1.0	0.3	0.0



Jonas Valančiūnas

Center	2018-21	3 Seasons	6-11	265	Lietuvos Rytas (Lithuania)	#17

G	MP	FG	FGA	3P	3PA	FT	FTA	ORB	TRB	AST	STL	BLK	TOV	PF	PTS	FG%	3P%	FT%	MPG	PPG	RPG	APG
151	4127	1024	1761	58	166	375	494	518	1767	284	71	163	278	428	2481	.581	.349	.759	27.3	16.4	11.7	1.9

Greivis Vásquez

Guard	2010-11	1 Season	6-6	217	Louisville	#21

G	MP	FG	FGA	3P	3PA	FT	FTA	ORB	TRB	AST	STL	BLK	TOV	PF	PTS	FG%	3P%	FT%	MPG	PPG	RPG	APG
70	860	95	233	25	86	34	44	12	73	151	22	4	70	83	249	.408	.291	.773	12.3	3.6	1.0	2.2

Hakim Warrick

Forward	2005-09	4 Seasons	6-9	219	Syracuse	#21

G	MP	FG	FGA	3P	3PA	FT	FTA	ORB	TRB	AST	STL	BLK	TOV	PF	PTS	FG%	3P%	FT%	MPG	PPG	RPG	APG
307	6659	1142	2286	18	79	824	1137	425	1326	224	141	118	400	671	3126	.500	.228	.725	21.7	10.2	4.3	0.7

Julian Washburn

Forward	2018-19	1 Season	6-8	210	Texas-El Paso	#4

G	MP	FG	FGA	3P	3PA	FT	FTA	ORB	TRB	AST	STL	BLK	TOV	PF	PTS	FG%	3P%	FT%	MPG	PPG	RPG	APG
18	254	16	48	5	24	3	4	8	41	14	13	2	7	16	40	.333	.208	.750	14.1	2.2	2.3	0.8

ALL-TIME ROSTER



Earl Watson

Guard | **2002-05** | **3 Seasons** | **6-1** | **195** | **UCLA** | **#25**

G	MP	FG	FGA	3P	3PA	FT	FTA	ORB	TRB	AST	STL	BLK	TOV	PF	PTS	FG%	3P%	FT%	MPG	PPG	RPG	APG
240	4843	578	1409	109	360	243	362	130	506	986	263	52	401	497	1508	.410	.303	.671	20.2	6.3	2.1	4.1

Yuta Watanabe

Forward | **2018-20, 2023-24** | **3 Seasons** | **6-9** | **215** | **George Washington** | **#12 / #18**

G	MP	FG	FGA	3P	3PA	FT	FTA	ORB	TRB	AST	STL	BLK	TOV	PF	PTS	FG%	3P%	FT%	MPG	PPG	RPG	APG
38	361	36	104	6	34	30	70	11	60	18	12	2	11	25	88	.346	.176	.429	9.5	2.3	1.6	0.5

Briante Weber

Guard | **2015-16, 2017-18** | **2 Seasons** | **6-2** | **165** | **VCU** | **#2 / #3**

G	MP	FG	FGA	3P	3PA	FT	FTA	ORB	TRB	AST	STL	BLK	TOV	PF	PTS	FG%	3P%	FT%	MPG	PPG	RPG	APG
11	285	23	59	0	7	7	10	13	41	29	17	5	17	21	53	.390	.000	.700	25.9	4.8	3.7	2.6

Bonzi Wells

Wing | **2003-05** | **2 Seasons** | **6-5** | **210** | **Ball State** | **#6**

G	MP	FG	FGA	3P	3PA	FT	FTA	ORB	TRB	AST	STL	BLK	TOV	PF	PTS	FG%	3P%	FT%	MPG	PPG	RPG	APG
128	2957	567	1292	57	165	258	344	106	428	184	156	43	219	324	1449	.439	.345	.750	23.1	11.3	3.3	1.4

Jaylen Wells

Forward | **2024-25** | **1 Season** | **6-7** | **206** | **Sonoma State / Washington State** | **#0**

G	MP	FG	FGA	3P	3PA	FT	FTA	ORB	TRB	AST	STL	BLK	TOV	PF	PTS	FG%	3P%	FT%	MPG	PPG	RPG	APG
79	2043	287	676	138	392	111	135	87	268	135	44	8	69	146	823	.425	.352	.822	25.9	10.4	3.4	1.7



Doug West

Wing | **1998-2001** | **3 Seasons** | **6-6** | **200** | **Villanova** | **#2**

G	MP	FG	FGA	3P	3PA	FT	FTA	ORB	TRB	AST	STL	BLK	TOV	PF	PTS	FG%	3P%	FT%	MPG	PPG	RPG	APG
67	1046	101	248	0	7	59	72	27	111	76	31	19	35	139	261	.407	.000	.819	15.6	3.9	1.7	1.1

DeJuan Wheat

Guard | **1998-99** | **1 Season** | **6-0** | **165** | **Louisville** | **#6**

G	MP	FG	FGA	3P	3PA	FT	FTA	ORB	TRB	AST	STL	BLK	TOV	PF	PTS	FG%	3P%	FT%	MPG	PPG	RPG	APG
46	590	73	193	22	60	40	55	11	45	102	26	2	48	59	208	.378	.367	.727	12.8	4.5	1.0	2.2

ALL-TIME ROSTER



Gerald Wilkins

Wing	1995-96	1 Season	6-6	185	Chattanooga	#21

G	MP	FG	FGA	3P	3PA	FT	FTA	ORB	TRB	AST	STL	BLK	TOV	PF	PTS	FG%	3P%	FT%	MPG	PPG	RPG	APG
28	738	77	205	14	64	20	23	22	65	68	22	2	37	55	188	.376	.219	.870	26.4	6.7	2.3	2.4

Jack White

Foward	2023-24	1 Season	6-7	225	Duke	#14

G	MP	FG	FGA	3P	3PA	FT	FTA	ORB	TRB	AST	STL	BLK	TOV	PF	PTS	FG%	3P%	FT%	MPG	PPG	RPG	APG
4	64	2	16	2	10	0	0	4	12	1	4	1	2	3	6	.125	.200	-	16.0	1.5	3.0	0.3

Aaron Williams

Forward	1996-97	1 Season	6-9	220	Xavier	#15

G	MP	FG	FGA	3P	3PA	FT	FTA	ORB	TRB	AST	STL	BLK	TOV	PF	PTS	FG%	3P%	FT%	MPG	PPG	RPG	APG
32	553	82	143	0	1	33	49	60	138	15	16	26	28	72	197	.573	.000	.673	17.3	6.2	4.3	0.5



Elliot Williams

Guard	2015-16	1 Season	6-5	190	Memphis	#25

G	MP	FG	FGA	3P	3PA	FT	FTA	ORB	TRB	AST	STL	BLK	TOV	PF	PTS	FG%	3P%	FT%	MPG	PPG	RPG	APG
5	45	2	10	1	4	3	4	1	4	4	0	0	1	2	8	.200	.250	.750	9.0	1.6	0.8	0.8



Jason Williams

Guard	2001-05, 2010-11	5 Seasons	6-1	190	Florida	#2 / 3

G	MP	FG	FGA	3P	3PA	FT	FTA	ORB	TRB	AST	STL	BLK	TOV	PF	PTS	FG%	3P%	FT%	MPG	PPG	RPG	APG
295	8834	1274	3230	500	1543	352	431	91	684	2069	372	28	655	422	3400	.394	.324	.817	29.9	11.5	2.3	7.0

Marcus Williams

Guard	2009-10	1 Season	6-3	205	UConn	#5

G	MP	FG	FGA	3P	3PA	FT	FTA	ORB	TRB	AST	STL	BLK	TOV	PF	PTS	FG%	3P%	FT%	MPG	PPG	RPG	APG
62	872	104	271	24	81	37	55	13	93	161	32	1	74	43	269	.384	.296	.673	14.1	4.3	1.5	2.6



Troy Williams

Forward	2016-17	1 Season	6-7	218	Indiana	#10

G	MP	FG	FGA	3P	3PA	FT	FTA	ORB	TRB	AST	STL	BLK	TOV	PF	PTS	FG%	3P%	FT%	MPG	PPG	RPG	APG
24	418	51	123	10	41	15	25	6	45	19	24	9	26	42	127	.415	.244	.600	17.4	5.3	1.9	0.8

ALL-TIME ROSTER

Vince Williams Jr.

Wing	2022-25	3 Seasons	6-6	205	VCU	#5

G	MP	FG	FGA	3P	3PA	FT	FTA	ORB	TRB	AST	STL	BLK	TOV	PF	PTS	FG%	3P%	FT%	MPG	PPG	RPG	APG
94	2040	248	586	109	332	125	156	85	403	234	65	43	130	192	730	.423	.328	.801	21.7	7.8	4.3	2.5

Ziaire Williams

Wing	2021-24	3 Seasons	6-8	215	Stanford	#8

G	MP	FG	FGA	3P	3PA	FT	FTA	ORB	TRB	AST	STL	BLK	TOV	PF	PTS	FG%	3P%	FT%	MPG	PPG	RPG	APG
150	2945	425	998	159	528	122	152	77	388	175	85	27	144	256	1131	.426	.301	.803	19.6	7.5	2.6	1.2

Justise Winslow

Wing	2019-21	2 Seasons	6-6	222	Duke	#7

G	MP	FG	FGA	3P	3PA	FT	FTA	ORB	TRB	AST	STL	BLK	TOV	PF	PTS	FG%	3P%	FT%	MPG	PPG	RPG	APG
26	507	74	210	10	54	20	35	18	118	50	15	12	37	47	178	.352	.185	.571	19.5	6.8	4.5	1.9

Brandan Wright

Center	2015-18	3 Seasons	6-10	210	North Carolina	#34

G	MP	FG	FGA	3P	3PA	FT	FTA	ORB	TRB	AST	STL	BLK	TOV	PF	PTS	FG%	3P%	FT%	MPG	PPG	RPG	APG
67	1025	175	286	0	1	57	92	77	214	34	29	60	28	92	407	.612	.000	.620	15.3	6.1	3.2	0.5

Delon Wright

Guard	2018-19	1 Season	6-5	185	Utah	#2

G	MP	FG	FGA	3P	3PA	FT	FTA	ORB	TRB	AST	STL	BLK	TOV	PF	PTS	FG%	3P%	FT%	MPG	PPG	RPG	APG
26	802	115	265	20	78	66	89	29	141	138	42	15	40	50	316	.434	.256	.742	30.8	12.2	5.4	5.3

Lorenzen Wright

Center	2001-06	5 Seasons	6-11	225	Memphis	#42

G	MP	FG	FGA	3P	3PA	FT	FTA	ORB	TRB	AST	STL	BLK	TOV	PF	PTS	FG%	3P%	FT%	MPG	PPG	RPG	APG
336	8883	1319	2877	0	17	510	792	763	2386	330	236	250	426	979	3148	.458	.000	.644	26.4	9.4	7.1	1.0



Tony Wroten

Guard	2012-13	1 Season	6-6	205	Washington	#1

G	MP	FG	FGA	3P	3PA	FT	FTA	ORB	TRB	AST	STL	BLK	TOV	PF	PTS	FG%	3P%	FT%	MPG	PPG	RPG	APG
35	272	33	86	4	16	21	29	13	28	43	8	4	29	34	91	.384	.250	.724	7.8	2.6	0.8	1.2

ALL-TIME ROSTER

Sam Young

Wing	2009-12	3 Seasons	6-6	220	Washington	#4

G	MP	FG	FGA	3P	3PA	FT	FTA	ORB	TRB	AST	STL	BLK	TOV	PF	PTS	FG%	3P%	FT%	MPG	PPG	RPG	APG
179	3138	489	1074	28	115	235	303	131	429	132	113	45	164	238	1241	.455	.243	.776	17.5	6.9	2.4	0.7

Tyler Zeller

Center	2018-19	1 Season	7-0	253	North Carolina	#45

G	MP	FG	FGA	3P	3PA	FT	FTA	ORB	TRB	AST	STL	BLK	TOV	PF	PTS	FG%	3P%	FT%	MPG	PPG	RPG	APG
4	82	16	28	0	0	14	18	9	18	3	1	3	4	16	46	.571	-	.778	20.5	11.5	4.5	0.8

GRIZZLIES ALL-TIME UNIFORM NUMBERS

No	Player	Season(s)
00	Benoit Benjamin	1995-96
	Darrell Arthur	2008-09 to 2012-13
0	Drew Gooden	2002-03
	Theron Smith	2003-04
	JaMychal Green	2014-15 to 2018-19
	Avery Bradley	2018-19
	De'Anthony Melton	2019-20 to 2021-22
	Jacob Gilyard	2022-2023
	Timmy Allen	2023-24
	Jaylen Wells	2024-25
1	Anthony Peeler	1997-98
	Cherokee Parks	1998-99 to 1999-00
	Mahmoud Abdul-Rauf	2000-01
	Will Solomon	2001-02
	Wesley Person	2002-03 to 2003-04
	Antonio Burks	2004-05 to 2005-06
	Kyle Lowry	2006-07 to 2008-09
	DeMarre Carroll	2009-10 to 2010-11
	Jeremy Pargo	2011-12
	Tony Wroten	2012-13
	Seth Curry	2013-14
	Jarnell Stokes	2014-15 to 2015-16
	Lance Stephenson	2015-16
	Jarell Martin	2016-17 to 2017-18
	Kyle Anderson	2018-19 to 2021-22
	Kennedy Chandler	2022-23
	Shaquille Harrison	2023-24
	Scotty Pippen Jr.	2023-24 to 2024-25
2	Greg Anthony	1995-96 to 1996-97
	Doug West	1997-98 to 2000-01
	Jason Williams	2001-02 to 2004-05
	Juan Carlos Navarro	2007-08
	Trey Gilder	2009-10
	Acie Law	2010-11
	Josh Selby	2011-12 to 2012-13
	Russ Smith	2014-15 to 2015-16
	Kobi Simmons	2017-18
	Jarnell Stokes	2018-19
	Delon Wright	2018-19
	Jordan Bell	2019-20
	Xavier Tillman Sr.	2020-21 to 2022-23
	Zavier Simpson	2023-24
	Zyon Pullin	2024-25
3	Shareef Abdur-Rahim	1996-97 to 2000-01
	Troy Bell	2003-04
	Anthony Roberson	2005-06
	Chucky Atkins	2006-07
	Jeremy Richardson	2007-08
	Javaris Crittenton	2007-08 to 2008-09
	Steve Francis*	2008-09
	Darius Miles	2008-09
	Allen Iverson	2009-10
	Jason Williams	2010-11
	Brian Skinner	2011-12
	Wayne Ellington	2012-13
	James Johnson	2013-14
	Jordan Adams	2014-15 to 2015-16
	Briante Weber	2017-18
	Jevon Carter	2018-19
	Grayson Allen	2019-20 to 2020-21
	Tyrell Terry	2021-22
	Jake LaRavia	2022-23 to 2024-25
4	Byron Scott	1995-96
	Stromile Swift	2000-01 to 2004-05; 2006-07 to 2007-08
	Sam Young	2009-10 to 2011-12
	Chris Johnson	2012-13
	Jordan Farmar	2015-16
	Wade Baldwin IV	2016-17
	Myke Henry	2017-18
	Julian Washburn	2018-19
	Jontay Porter	2019-20 to 2020-21
	Steven Adams	2021-22 to 2023-24
	Jordan Goodwin	2023-24
5	Darrick Martin	1995-96
	Chris Robinson	1997-98
	Milt Palacio	1999-00
	Elliot Perry	2001-02
	Will Conroy	2006-07
	Marcus Williams	2009-10
	Ish Smith	2010-11
	Marreese Speights	2011-12 to 2012-13
	Austin Daye	2012-13
	Courtney Lee	2013-14 to 2015-16
	Andrew Harrison	2016-17 to 2018-19
	Bruno Caboclo	2018-19 to 2019-20
	Dusty Hannahs	2019-20
	Yves Pons	2021-22
	Vince Williams Jr.	2022-23 to 2024-25
6	Larry Robinson	1996-97 to 1997-98
	De Juan Wheat	1998-99
	Antonis Fotsis	2001-02
	Bonzi Wells	2003-04 to 2004-05
	Eddie Jones	2005-06 to 2006-07
	Bobby Jones	2007-08
	Mario Chalmers	2015-16, 2017-18
	Shelvin Mack	2018-19
	C.J. Miles	2018-19
	Shaq Buchanan	2021-22
	Kenneth Lofton Jr.	2022-23 to 2023-24
7	Lawrence Moten	1995-96
	Anthony Peeler	1996-97
	Sam Mack	1997-98 to 1998-99
	Eddie Gill	2001-02
	Tarence Kinsey	2006-07 to 2007-08
	Greg Buckner	2008-09
	Leon Powe	2010-11
	Jerryd Bayless	2012-13 to 2013-14
	Darius Morris	2013-14
	Chris Andersen	2015-16
	Wayne Selden	2016-17 to 2018-19
	Justin Holiday	2018-19
	Justise Winslow	2019-20 to 2020-21
	Santi Aldama	2021-22 to 2024-25
8	Michael Dickerson	1999-00 to 2002-03
	Quincy Pondexter	2014-15
	Bryce Cotton	2015-16
	James Ennis III	2015-16, 2016-17 to 2017-18
	MarShon Brooks	2017-18 to 2018-19
	Dusty Hannahs	2018-19
	Ziaire Williams	2021-22 to 2023-2024
	Colin Castleton	2024-25
	Lamar Stevens	2024-25
9	George Lynch	1997-98
	Dennis Scott	1999-00
	Isaac Austin	2000-01 to 2001-02
	Ronnie Brewer	2009-10
	Tony Allen	2010-11 to 2016-17
10	Moochie Norris	1996-97
	Otis Thorpe	1997-98
	Mike Bibby	1998-99 to 2000-01
	Gordan Giricek	2002-03
	Junior Harrington	2006-07
	Jamaal Tinsley	2009-10
	Rodney Carney	2010-11
	Gilbert Arenas	2011-12
	Jarell Martin	2015-16
	Troy Williams	2016-17
	Ivan Rabb	2017-18 to 2018-19
	Tim Frazier	2020-21
	Shaquille Harrison *	2021-22
	Jon Teske	2021-22
	Luke Kennard	2022-23 to 2024-25
11	Lee Mayberry	1996-97 to 1998-99
	Damon Jones	2000-01
	Mike Conley	2007-08 to 2018-19
12	Bobby Hurley	1997-98
	Rodrick Rhodes	1998-99
	Jake Tsakalidis	2003-04 to 2006-07
	Nick Calathes	2013-14 to 2014-15
	Tyreke Evans	2017-18
	Yuta Watanabe	2018-19
	Ja Morant	2019-20 to 2024-25
13	Felipe Lopez	1998-99 to 1999-00
	Quinton Ross	2008-09
	Xavier Henry	2010-11
	Mike Miller	2013-14

ALL-TIME ROSTER

	Tyrus Thomas	2014-15
	Jaren Jackson Jr.	2018-19 to 2024-25
14	Eric Murdock	1995-96
	Carl Herrera	1998-99
	Andre Emmett	2004-05
	Lester Hudson	2011-12
	Xavier Munford	2015-16
	Brice Johnson	2017-18
	Omari Johnson	2017-18
	Gorgui Dieng	2019-20 to 2020-21
	Danny Green	2022-2023
	Jack White	2023-24
	Zach Edey	2024-25
15	Rich Manning	1995-96 to 1996-97
	Aaron Williams	1996-97
	Cezary Trybanski	2002-03
	Hamed Haddadi	2008-09 to 2012-13
	Vince Carter	2014-15 to 2016-17
	Brandon Clarke	2019-20 to 2024-25
16	Pau Gasol	2001-02 to 2007-08
	Toney Douglas	2016-17
17	Chris King	1995-96
	Garret Temple	2018-19
	Jonas Valanciunas	2018-19 to 2020-21
	Yuki Kawamura	2024-25
18	Ashraf Amaya	1995-96
	Josh Davis	2011-12
	Omri Casspi	2018-19
	Yuta Watanabe	2019-20, 2023-24
	Bismack Biyombo	2023-24
	Tosan Evbuomwan	2023-24
19	Beno Udrih	2013-14 to 2015-16
	P.J. Hairston	2015-16
	Jarrod Uthoff	2019-20
20	Brent Price	1999-00 to 2000-01
	Chris Owens	2002-03
	Damon Stoudamire	2005-06 to 2007-08
	Quincy Pondexter	2012-13 to 2013-14
	Ryan Hollins	2015-16
	Marquis Teague	2017-18
	D.J. Stephens	2018-19
	Josh Jackson	2019-20
	Xavier Sneed	2021-22
	Matthew Hurt	2023-24
21	Gerald Wilkins	1995-96
	Lawrence Moten	1996-97
	Kevin Edwards	2000-01
	Isaac Fontaine	2001-02
	Robert Archibald	2002-03
	Hakim Warrick	2005-06 to 2008-09
	Greivis Vasquez	2010-11
	Tayshaun Prince	2012-13 to 2014-15
	Deyonta Davis	2017-18
	Tyus Jones	2019-20 to 2022-2023
	David Roddy	2023-24
22	Brevin Knight	2001-02 to 2002-03
	Rudy Gay	2006-07 to 2012-13
	Jamaal Franklin	2013-14
	Matt Barnes	2015-16
	Xavier Rathan-Mayes	2017-18
	Tyler Dorsey	2018-19
	Desmond Bane	2020-21 to 2024-25
23	Pete Chilcutt	1997-98
	Jason Sasser	1998-99
	Casey Jacobsen	2007-08
	Deyonta Davis	2016-17
	Ben McLemore	2017-18
	Marko Guduric	2019-20
	Jarrett Culver	2021-22
	Derrick Rose	2023-24
24	Terry Dehere	1998-99
	Othella Harrington	1999-00 to 2000-01
	Bobby Jackson	2005-06
	Dillon Brooks	2017-18 to 2022-2023
	Jaylen Nowell	2023-24
	Lamar Stevens	2023-24
	Cam Spencer	2024-25
25	Joe Stephens	1999-00
	Erick Strickland	2000-01
	Nick Anderson	2001-02
	Earl Watson	2002-03 to 2004-05
	John Thomas	2005-06
	Elliot Williams	2015-16
	Chandler Parsons	2016-17 to 2017-18
	Sam Merrill	2021-22
	Maozinha Pereira	2023-24
26	Lester Hudson	2009-10
27	Kalin Lucas	2014-15
	David Roddy	2022-2023
30	Blue Edwards	1995-96 to 1997-98
	Dahntay Jones	2003-04 to 2006-07
	Adonal Foyle	2008-09
	Jon Leuer	2012-13 to 2014-15
	Troy Daniels	2016-17
	Sean McDermott	2020-21
	Jay Huff	2024-25
31	Darko Milicic	2007-08 to 2008-09
	Shane Battier	2001-02 to 2005-06, 2010-11
	Dakota Mathias	2021-22
32	Doug Edwards	1995-96 to 1997-98
	Pete Chilcutt	1998-99
	Rodney Buford	2001-02
	Chucky Atkins	2005-06
	Alexander Johnson	2006-07
	O.J. Mayo	2008-09 to 2011-12
	Ed Davis	2012-13 to 2013-14
	Jeff Green	2014-15 to 2015-16
	Vince Hunter	2017-18
	Wenyen Gabriel	2023-24
33	Pete Chilcutt	1996-97
	Antonio Daniels	1997-98
	Mike Miller	2002-03 to 2007-08
	Marc Gasol	2008-09 to 2018-19
34	Anthony Avent	1995-96
	George Lynch	1996-97
	Michael Smith	1997-98 to 1998-99
	Scott Padgett	2006-07
	Jason Collins	2007-08
	Hasheem Thabeet	2009-10 to 2010-11
	Brandan Wright	2015-16 to 2017-18
35	Brian Cardinal	2004-05 to 2007-08
	Alex Stepheson	2015-16
	Killian Tillie	2020-21 to 2021-22
	Marvin Bagley III	2024-25
36	Marcus Smart	2023-24 to 2024-25
40	Antonio Harvey	1995-96
	Cuonzo Martin	1995-96
	Ivano Newbill	1997-98
	Makhtar N'Diaye	1998-99
	Ryan Humphrey	2002-03 to 2004-05
41	James Posey	2003-04 to 2004-05
	Kosta Koufos	2013-14 to 2014-15
42	Lorenzen Wright	2001-02 to 2005-06
43	Grant Long	1999-00 to 2001-02
44	Kenny Gattison	1995-96
	Roy Rogers	1996-97
	Tony Massenburg	1997-98 to 1998-99; 2000-01 to 2001-02
	Lawrence Roberts	2005-06 to 2006-07
	Andre Brown	2007-08
	Dante Cunningham	2011-12
	Solomon Hill	2019-20
	Anthony Tolliver	2019-20
45	Bo Outlaw	2003-04
	Steven Hunter	2009-10
	Dexter Pittman	2012-13
	Tyler Zeller	2018-19
	GG Jackson II	2023-24 to 2024-25
46	John Konchar	2019-20 to 2024-25
50	Bryant Reeves	1995-96 to 2001-02
	Zach Randolph	2009-10 to 2016-17
52	Eric Mobley	1995-96 to 1996-97
	J.R. Henderson	1998-99
54	Obinna Ekezie	1999-00
	Kwame Brown	2007-08
55	Eric Leckner	1996-97
	Antoine Carr	1999-00
	Marko Jaric	2008-09 to 2009-10
	Keyon Dooling	2012-13
	Joakim Noah	2018-19
	DaQuan Jeffries	2021-22
	Trey Jemison	2023-24
77	DeJon Jarreau	2023-24
99	Jae Crowder	2019-20

ALL-TIME ROSTER

PLAYER COLLEGES

College	Player
Alabama	JaMychal Green
	Roy Rogers
Arizona	Gilbert Arenas
	Jerryd Bayless
	Mike Bibby
	Michael Dickerson
	Solomon Hill
	Kobi Simmons
	Damon Stoudamire
Arizona State	Isaac Austin
	Mike Batiste
	Byron Scott
Arkansas	Ronnie Brewer
	Lee Mayberry
Arkansas-Little Rock	Joe Stephens
Auburn	Wesley Person
Ball State	Theron Smith
	Bonzi Wells
Baylor	Brian Skinner
Blinn Junior College (TX)	Chris Andersen
Boston College	Troy Bell
Bowling Green	Antonio Daniels
Butler	Shelvin Mack
	Sean McDermott
California	Shareef Abdur-Rahim
	Leon Powe
	Ivan Rabb
California State, Long Beach	James Ennis III
Centenary	Larry Robinson
Chattanooga	Gerald Wilkins
Cincinnati	Lance Stephenson
Clemson	Greg Buckner
	Will Solomon
Clemson, UAB	Trey Jemison
Colgate	Adonal Foyle
Colorado State	Milt Palacio
	David Roddy
Connecticut	Rudy Gay
	Cam Spencer
	Hasheem Thabeet
	Marcus Williams
Creighton	Benoit Benjamin
	Rodney Buford
	Anthony Tolliver
Dayton	Chris Johnson
Delta State	Jeremy Richardson
DePaul	Andre Brown
	Kevin Edwards
	Myke Henry
	Steven Hunter
Detroit Mercy	Ray McCallum
Duke	Grayson Allen
	Marvin Bagley III
	Shane Battier
	Seth Curry
	Bobby Hurley
	Matthew Hurt
	Dahntay Jones
	Tyus Jones
	Luke Kennard
	Cherokee Parks
	Jack White
	Justise Winslow
East Carolina	Blue Edwards
Eastern Michigan	Grant Long
Florida	Nick Calathes
	Colin Castleton
	Mike Miller
	Joakim Noah
	Chandler Parsons
	Zyon Pullin
	Anthony Roberson
	Marreese Speights
	Jason Williams
Florida State	Doug Edwards
	Alexander Johnson
	Xavier Rathan-Mayes
Fort Wayne	John Konchar
George Washington	Yuta Watanabe
Georgetown	Jeff Green
	Othella Harrington
	Allen Iverson
Georgia Tech	Javaris Crittenton
	Ivano Newbill
	Dennis Scott
Gonzaga	Brandon Clarke
	Austin Daye
	Jeremy Pargo
	Killian Tillie
Houston	Carl Herrera
	DeJon Jarreau
	Damon Jones
	Sam Mack
	Bo Outlaw
Illinois	Nick Anderson
	Robert Archibald
Indiana	Troy Williams
Iowa	Jarrod Uthoff
Iowa State	Jamaal Tinsley
Kansas	Darrell Arthur
	Mario Chalmers
	Drew Gooden
	Xavier Henry
	Josh Jackson
	Ben McLemore
	Josh Selby
	Wayne Selden
Kansas State	Xavier Sneed
Kentucky	Wenyen Gabriel
	Andrew Harrison
	Scott Padgett
	Tayshaun Prince
	Marquis Teague
Louisiana Tech	Kenneth Lofton Jr.
Louisville	Gorgui Dieng
	Russ Smith
	DeJuan Wheat
Loyola (MD)	Santi Aldama
LSU	Mahmoud Abdul-Rauf
	Jarell Martin
	Stromile Swift
	Garrett Temple
	Tyrus Thomas
Maryland	Obinna Ekezie
	Tony Massenburg
	Greivis Vasquez
Marquette	Jae Crowder
Memphis	Antonio Burks
	Rodney Carney
	Tyreke Evans
	Elliot Perry
	Derrick Rose
	D.J. Stephens
	Elliot Williams
	Lorenzen Wright
Michigan	Darius Morris
	Zavier Simpson
	Jon Teske
Michigan State	Deyonta Davis
	Jaren Jackson Jr.
	Kalin Lucas
	Zach Randolph
	Xavier Tillman Sr.
Minnesota	Bobby Jackson
	John Thomas
Mississippi State	Lawrence Roberts
Missouri	DeMarre Carroll
	Keyon Dooling
	Anthony Peeler
	Jontay Porter
Murray State	Shaq Buchanan
	Ja Morant
Nebraska	Erick Strickland
North Carolina	Vince Carter
	Pete Chilcutt
	Ed Davis
	Danny Green
	P.J. Hairston
	Brice Johnson
	George Lynch
	Makhtar N'Diaye
	Brandan Wright
	Tyler Zeller
Northwestern State	Trey Gilder
Notre Dame	Ryan Humphrey
Ohio State	Mike Conley
	Kosta Koufos
Oklahoma	Brent Price
Oklahoma State	Tony Allen
	Bryant Reeves
	Marcus Smart
Old Dominion	Kenny Gattison
Oregon	Jordan Bell
	Dillon Brooks
	Tyler Dorsey
Oregon State	Omari Johnson
Pfeiffer	Antonio Harvey
Penn State	Tim Frazier
	Lamar Stevens
Pittsburgh	Steven Adams
	Eric Mobley
	Sam Young
Princeton	Tosan Evbuomwan
Providence	MarShon Brooks
	Bryce Cotton
	Eric Murdock
	Michael Smith
	Otis Thorpe
Purdue	Brian Cardinal
	Zach Edey
	Cuonzo Martin
	Dakota Mathias
Rhode Island	Xavier Munford
Richmond	Jacob Gilyard
Saint Louis	Jordan Goodwin
San Diego State	Jamaal Franklin
Seton Hall	Anthony Avert
	Terry Dehere
South Carolina	GG Jackson II
	Tarence Kinsey
South Florida	Chucky Atkins
Southern Illinois	Ashraf Amaya
Southern Methodist	Quinton Ross
St. John's	Felipe Lopez
Stanford	Jason Collins
	Casey Jacobsen
	Brevin Knight
	Tyrell Terry
	Ziaire Williams
Syracuse	Lawrence Moten
	Hakim Warrick
TCU	Desmond Bane
Temple	Eddie Jones
Tennessee	Kennedy Chandler
	Yves Pons
	Jarnell Stokes
Tennessee-Martin	Lester Hudson
Texas	Timmy Allen
	Avery Bradley
	Chris Owens
	Dexter Pittman
Texas A&M	Acie Law
Texas-El Paso	Vince Hunter
	Julian Washburn
Texas Tech	Jarrett Culver
	Andre Emmett
	Jason Sasser
Tulsa	Shaquille Harrison
	DaQuan Jeffries
UCLA	Jordan Adams
	Kyle Anderson
	Matt Barnes
	Jordan Farmar
	J.R. Henderson
	Ryan Hollins
	Darrick Martin
	Earl Watson
UNLV	Greg Anthony
USC	O.J. Mayo
	De'Anthony Melton
	Rodrick Rhodes
	Alex Stepheson
Utah	Delon Wright
Utah State	Sam Merrill
Vanderbilt	Wade Baldwin IV
	Scotty Pippen Jr.
Villanova	Dante Cunningham
	Kyle Lowry
	Doug West
Virginia	Jay Huff
Virginia Commonwealth	Troy Daniels
	Briante Weber
	Vince Williams Jr.
Wake Forest	James Johnson
	Chris King
	Jake LaRavia
	Ish Smith

Washington	Will Conroy
	Justin Holiday
	Bobby Jones
	Rich Manning
	Jaylen Nowell
	Quincy Pondexter
	Tony Wroten
Washington State	Isaac Fontaine
	Jaylen Wells
Weber State	Eddie Gill
West Florida	Moochie Norris
West Virginia	Jevon Carter
Western Kentucky	Courtney Lee
	Chris Robinson
Wichita State	Antoine Carr
Wingate	Junior Harrington
Wisconsin	Jon Leuer
Wyoming	Josh Davis
	Eric Leckner
Xavier	James Posey
	Aaron Williams

High School	Player
East St. Louis HS (IL)	Darius Miles
Glynn Academy HS (GA)	Kwame Brown
Skyline HS (TX)	C.J. Miles

International	Player
Brazil	Bruno Caboclo
	Maozinha Pereira
Croatia	Gordan Giricek
Dem. Rep. of the Congo	Bismack Biyombo
Georgia	Jake Tsakalidis
Greece	Antonis Fotsis
Iran	Hamed Haddadi
Israel	Omri Casspi
Japan	Yuki Kawamura
Lithuania	Jonas Valanciunas
Poland	Cezary Trybanski
Serbia	Marko Guduric
	Marko Jaric
	Darko Milicic
Slovenia	Beno Udrih
Spain	Marc Gasol
	Pau Gasol
	Juan Carlos Navarro

*Players who played internationally prior to their draft year.

12
MORANT

PLAYOFFS
NIKE
Robinhood
MEMPHIS
15

PLAYOFFS

PLAYOFF WON & LOST RECORDS

OVERALL RECORD					HOME			ROAD		
Season	**W**	**L**	**Pct**	**Finish**	**W**	**L**	**Pct**	**W**	**L**	**Pct**
2024-25	0	4	.000	Lost Western Conference First Round vs Oklahoma City*	0	2	.000	0	2	.000
2023-24				Did not qualify						
2022-23	2	4	.333	Lost Western Conference First Round vs LA Lakers	2	1	.667	0	3	.000
2021-22	6	6	.500	Lost Western Conference Semifinals vs Golden State	4	2	.667	2	4	.333
2020-21	1	4	.200	Lost Western Conference First Round vs Utah *	0	2	.000	1	2	.333
2019-20				Lost Play-In Game vs Portland						
2017-19				Did not qualify						
2016-17	2	4	.333	Lost Western Conference First Round vs San Antonio	2	1	.667	0	3	.000
2015-16	0	4	.000	Lost Western Conference First Round vs San Antonio	0	2	.000	0	2	.000
2014-15	6	5	.545	Lost Western Conference Semifinals vs Golden State	4	2	.667	2	3	.400
2013-14	3	4	.429	Lost Western Conference First Round vs Oklahoma City	1	2	.333	2	2	.500
2012-13	8	7	.533	Lost Western Conference Finals vs San Antonio	5	2	.714	3	5	.375
2011-12	3	4	.428	Lost Western Conference First Round vs LA Clippers	2	2	.500	1	2	.333
2010-11	7	6	.538	Lost Western Conference Semifinals vs Oklahoma City	5	1	.833	2	5	.286
2006-10				Did not qualify						
2005-06	0	4	.000	Lost Western Conference First Round vs Dallas	0	2	.000	0	2	.000
2004-05	0	4	.000	Lost Western Conference First Round vs Phoenix	0	2	.000	0	2	.000
2003-04	0	4	.000	Lost Western Conference First Round vs San Antonio	0	2	.000	0	2	.000
1995-03				Did not qualify						
Total	**38**	**64**	**.372**		**25**	**25**	**.500**	**13**	**39**	**.250**

* - Qualified for NBA Playoffs via NBA Play-In Tournament

PLAYOFF GAME BY GAME HISTORY

2025 PLAYOFFS

Date	Opponent		Mem	Opp	Hm	Rd	Tot	Atten.	Grizzlies Top Scorer	Grizzlies Top Rebounder	Opponent Top Scorer
Apr 20	@ Oklahoma City	L	80	131	0-0	0-1	0-1	18,203	Bagley III/Morant-17	Edey-9	Wiggins-21
Apr 22	@ Oklahoma City	L	99	118	0-0	0-2	0-2	18,203	Jackson Jr.-26	Bane-12	Gilgeous-Alexander-27
Apr 24	Oklahoma City	L	108	114	0-1	0-2	0-3	16,849	Pippen Jr.-28	Bane-8	Gilgeous-Alexander-31
Apr 26	Oklahoma City	L	115	117	0-2	0-2	0-4	16,667	Pippen Jr.-30	Pippen Jr.-11	Gilgeous-Alexander-38

2025 PLAY-IN GAMES

Date	Opponent		Mem	Opp	Hm	Rd	Tot	Atten.	Grizzlies Top Scorer	Grizzlies Top Rebounder	Opponent Top Scorer
Apr 15	#7 @ Golden State	L	116	121	0-0	0-1	0-1	18,064	Bane-30	Edey-17	Butler III-38
Apr 18	#10 DALLAS	W	120	106	1-0	0-1	1-1	17,794	Jackson Jr.- 24	Edey-11	Davis-40

2023 PLAYOFFS

Date	Opponent		Mem	Opp	Hm	Rd	Tot	Atten.	Grizzlies Top Scorer	Grizzlies Top Rebounder	Opponent Top Scorer
Apr 16	LA Lakers	L	112	128	0-1	0-0	0-1	18,487	Jackson Jr.-31	Aldama/Morant-6	Hachimura-29
Apr 19	LA Lakers	W	108	93	1-1	0-0	1-1	17,928	Tillman Sr.-22	Tillman Sr.-13	James-28
Apr 22	@ LA Lakers	L	101	111	1-1	0-1	1-2	18,997	Morant-45	Tillman Sr.-12	Davis-31
Apr 24	@ LA Lakers	L	111	117 (OT)	1-1	0-2	1-3	18,997	Bane-36	Jackson Jr.-14	Reaves-23
Apr 26	LA Lakers	W	116	99	2-1	0-2	2-3	18,117	Bane-33	Bane/Jackson Jr./Morant-10	Davis-31
Apr 28	@ LA Lakers	L	85	125	2-1	0-3	2-4	18,997	Aldama-16	Roddy/Tillman Sr.-6	Russell-31

2022 PLAYOFFS

Date	Opponent		Mem	Opp	Hm	Rd	Tot	Atten.	Grizzlies Top Scorer	Grizzlies Top Rebounder	Opponent Top Scorer
Apr 16	Minnesota	L	117	130	0-1	0-0	0-1	17,794	Morant-32	Clarke-12	Edwards-36
Apr 19	Minnesota	W	124	96	1-1	0-0	1-1	17,794	Morant-23	Morant-9	Edwards-20
Apr 21	@ Minnesota	W	104	95	1-1	1-0	2-1	19,634	Bane-26	Morant-10	Russell-22
Apr 23	@ Minnesota	L	118	119	1-1	1-1	2-2	19.634	Bane-34	Morant-8	Towns-33
Apr 26	Minnesota	W	111	109	2-1	1-1	3-2	17,794	Morant-30	Clarke-15	Towns-28
Apr 29	@ Minnesota	w	114	106	2-1	2-1	4-2	19,634	Bane/Brooks-23	Jackson Jr.-14	Edwards-30
May 1	Golden State	L	116	117	0-1	0-0	0-1	17,794	Morant-34	Jackson Jr.-10	Poole-31
May 3	Golden State	W	106	101	1-1	0-0	1-1	17,794	Morant-47	Melton/Morant-8	Curry-27
May 7	@ Golden State	L	112	142	1-1	0-1	1-2	18,064	Morant-34	Melton/Williams-4	Curry-30
May 9	@ Golden State	L	98	101	1-1	0-2	1-3	18,064	Jackson Jr.-21	Adams-15	Curry-32
May 11	Golden State	W	134	95	2-1	0-2	2-3	17.794	Bane/Jackson Jr./Jones-21	Adams-13	Thompson-19
May 13	@ Golden State	L	96	110	2-1	0-3	2-4	18,064	Brooks-30	Adams-10	Thompson-30

2021 PLAYOFFS

Date	Opponent		Mem	Opp	Hm	Rd	Tot	Atten.	Grizzlies Top Scorer	Grizzlies Top Rebounder	Opponent Top Scorer
May 23	@ Utah	W	112	109	0-0	1-0	1-0	13,750	Brooks-31	Valanciunas-12	Bogdanovic-29
May 26	@ Utah	L	129	141	0-0	1-1	1-1	14,200	Morant-47	Anderson/Valanciunas-6	Mitchell-25
May 29	Utah	L	111	121	0-1	1-1	1-2	12,185	Morant-28	Anderson/Valanciunas-13	Mitchell-29
May 31	Utah	L	113	120	0-2	1-1	1-3	12,185	Morant-23	Valanciunas-12	Mitchell-30
June 2	@ Utah	L	110	126	0-2	1-2	1-4	14,250	Brooks/Morant-27	Jackson Jr./Morant 7	Mitchell-30

2021 PLAY-IN GAMES

Date	Opponent		Mem	Opp	Hm	Rd	Tot	Atten.	Grizzlies Top Scorer	Grizzlies Top Rebounder	Opponent Top Scorer
May 19	#10 San Antonio	W	100	96	1-0	0-0	1-0	7,019	Brooks-24	Valanciunas-23	DeRozan/Gay-20
May 21	@ #8 Golden State	W	117	112 (OT)	1-0	1-0	2-0	7,505	Morant-35	Valanciunas-12	Curry-39

2020 PLAY-IN GAME

Date	Opponent		Mem	Opp	Hm	Rd	Tot	Atten.	Grizzlies Top Scorer	Grizzlies Top Rebounder	Opponent Top Scorer
Aug 15	@ #8 Portland	L	122	111	0-0	0-1	0-1	-	Morant-35	Valanciunas-17	Lillard-31

2017 PLAYOFFS

Date	Opponent		Mem	Opp	Hm	Rd	Tot	Atten.	Grizzlies Top Scorer	Grizzlies Top Rebounder	Opponent Top Scorer
Apr 15	@ San Antonio	L	82	111	0-0	0-1	0-1	18,418	Gasol-32	Conley/Gasol-5	Leonard-32
Apr 17	@ San Antonio	L	82	96	0-0	0-2	0-2	18,418	Conley-24	Randolph-10	Leonard-37
Apr 20	San Antonio	W	105	94	1-0	0-2	1-2	18,119	Conley-24	Randolph-8	Leonard-18
Apr 22	San Antonio	W	110	108 (OT)	2-0	0-2	2-2	18,119	Conley-35	Gasol-12	Leonard-43
Apr 25	@ San Antonio	L	103	116	2-0	0-3	2-3	18,418	Conley-26	Randolph-6	Leonard-28
Apr 27	San Antonio	L	96	103	2-1	0-3	2-4	18,119	Conley-26	Randolph-11	Leonard-29

2016 PLAYOFFS

Date	Opponent		Mem	Opp	Hm	Rd	Tot	Atten.	Grizzlies Top Scorer	Grizzlies Top Rebounder	Opponent Top Scorer
Apr 17	@ San Antonio	L	74	106	0-0	0-1	0-1	18,418	Carter-16	Andersen-9	Leonard-20
Apr 19	@ San Antonio	L	68	94	0-0	0-2	0-2	18,418	Allen-12	Randolph-12	Mills-16
Apr 22	San Antonio	L	87	96	0-1	0-2	0-3	18,119	Randolph-20	Barnes/Randolph-11	Leonard-32
Apr 24	San Antonio	L	95	116	0-2	0-2	0-4	18,119	Stephenson-26	Andersen-13	Leonard-21

2015 PLAYOFFS

Date	Opponent		Mem	Opp	Hm	Rd	Tot	Atten.	Grizzlies Top Scorer	Grizzlies Top Rebounder	Opponent Top Scorer
Apr 19	Portland	W	100	86	1-0	0-0	1-0	18,119	Udrih-20	Gasol/Randolph-11	Aldridge-32
Apr 22	Portland	W	97	82	2-0	0-0	2-0	18,119	Conley/Lee-18	Randolph-10	Aldridge-24
Apr 25	@ Portland	W	115	109	2-0	1-0	3-0	19,945	Gasol-25	Gasol-7	Batum-27
Apr 27	@ Portland	L	92	99	2-0	1-1	3-1	19,541	Gasol-21	Allen-10	Lillard-32
Apr 29	Portland	W	99	93	3-0	1-1	4-1	18,119	Gasol-26	Gasol-14	McCollum-33
May 3	@ Golden State	L	86	101	3-0	1-2	4-2	19,596	Gasol-21	Gasol/Randolph-9	Curry-22
May 5	@ Golden State	W	97	90	3-0	2-2	5-2	19,596	Conley-22	Carter/Randolph-7	Curry-19
May 9	Golden State	W	99	89	4-0	2-2	6-2	18,119	Randolph-22	Gasol-15	Curry-23
May 11	Golden State	L	84	101	4-1	2-2	6-3	18,119	Gasol-19	Randolph-11	Curry-33
May 13	@ Golden State	L	78	98	4-1	2-3	6-4	19,596	Gasol-18	Gasol-12	Thompson-21
May 15	Golden State	L	95	108	4-2	2-3	6-5	18,119	Gasol-21	Gasol-15	Curry-32

2014 PLAYOFFS

Date	Opponent		Mem	Opp	Hm	Rd	Tot	Atten.	Grizzlies Top Scorer	Grizzlies Top Rebounder	Opponent Top Scorer
Apr 19	@ Oklahoma City	L	86	100	0-0	0-1	0-1	18,203	Randolph-21	Randolph-11	Durant-33
Apr 21	@ Oklahoma City	W	111	105 (OT)	0-0	1-1	1-1	18,203	Randolph-25	Allen-8	Durant-36
Apr 24	Oklahoma City	W	98	95 (OT)	1-0	1-1	2-1	18,119	Conley-20	Randolph-10	Durant/Westbrook-30
Apr 26	Oklahoma City	L	89	92 (OT)	1-1	1-1	2-2	18,119	Gasol-23	Allen-13	Jackson-32
Apr 29	@ Oklahoma City	W	100	99 (OT)	1-1	2-1	3-2	18,203	Miller-21	Gasol-15	Westbrook-30
May 1	Oklahoma City	L	84	104	1-2	2-1	3-3	18,119	Gasol-17	Randolph-8	Durant-36
May 3	@ Oklahoma City	L	109	120	1-2	2-2	3-4	18,203	Gasol-24	Leuer-7	Durant-33

PLAYOFFS

2013 PLAYOFFS

Date	Opponent		Mem	Opp	Hm	Rd	Tot	Atten.	Grizzlies Top Scorer	Grizzlies Top Rebounder	Opponent Top Scorer
Apr 20	@ LA Clippers	L	91	112	0-0	0-1	0-1	19,373	Bayless-19	Davis-6	Paul-23
Apr 22	@ LA Clippers	L	91	93	0-0	0-2	0-2	19,276	Conley-28	Allen-10	Paul-24
Apr 25	LA Clippers	W	94	82	1-0	0-2	1-2	18,119	Randolph-27	Randolph-11	Griffin-16
Apr 27	LA Clippers	W	104	83	2-0	0-2	2-2	18,119	Gasol/Randolph-24	Gasol-13	Griffin/Paul-19
Apr 30	@ LA Clippers	W	103	93	2-0	1-2	3-2	19,384	Randolph-25	Randolph-11	Paul-35
May 3	LA Clippers	W	118	105	3-0	1-2	4-2	18,119	Conley/Randolph-23	Allen/Gasol-7	Barnes-30
May 5	@ Oklahoma City	L	91	93	3-0	1-3	4-3	18,203	Gasol-20	Gasol/Randolph-10	Durant-35
May 7	@ Oklahoma City	W	99	93	3-0	2-3	5-3	18,203	Conley-26	Conley-10	Durant-36
May 11	Oklahoma City	W	87	81	4-0	2-3	6-3	18,119	Gasol-20	Randolph-10	Durant-25
May 13	Oklahoma City	W	103	97 (OT)	5-0	2-3	7-3	18,119	Conley-24	Randolph-12	Durant-27
May 15	@ Oklahoma City	W	88	84	5-0	3-3	8-3	18,203	Randolph-28	Randolph-14	Durant-21
May 19	@ San Antonio	L	83	105	5-0	3-4	8-4	18,581	Pondexter-17	Gasol/Randolph-7	Parker-20
May 21	@ San Antonio	L	89	93 (OT)	5-0	3-5	8-5	18,581	Bayless/Conley-18	Randolph-18	Duncan-17
May 25	San Antonio	L	93	104 (OT)	5-1	3-5	8-6	18,119	Conley-20	Randolph-15	Parker-26
May 27	San Antonio	L	86	93	5-2	3-5	8-7	18,119	Pondexter-22	Allen/Randolph-8	Parker-37

2012 PLAYOFFS

Date	Opponent		Mem	Opp	Hm	Rd	Tot	Atten.	Grizzlies Top Scorer	Grizzlies Top Rebounder	Opponent Top Scorer
Apr 29	LA Clippers	L	98	99	0-1	0-0	0-1	18,119	Gay-19	Speights-9	Young-19
May 2	LA Clippers	W	105	98	1-1	0-0	1-1	18,119	Gay-21	Randolph-8	Paul-29
May 5	@ LA Clippers	L	86	87	1-1	0-1	1-2	19,060	Gay-24	Gasol-10	Paul-24
May 7	@ LA Clippers	L	97	101	1-1	0-2	1-3	19,167	Conley-25	Randolph-9	Griffin-30
May 9	LA Clippers	W	92	80	2-1	0-2	2-3	18,119	Gasol-23	Randolph-10	Williams-20
May 11	@ LA Clippers	W	90	88	2-1	1-2	3-3	19,060	Gasol-23	Randolph-16	Griffin-17
May 13	LA Clippers	L	72	82	2-2	1-2	3-4	18,119	Gasol/Gay-19	Randolph-12	Paul-19

2011 PLAYOFFS

Date	Opponent		Mem	Opp	Hm	Rd	Tot	Atten.	Grizzlies Top Scorer	Grizzlies Top Rebounder	Opponent Top Scorer
Apr 17	@ San Antonio	W	101	98	0-0	1-0	1-0	18,581	Randolph-25	Randolph-14	Parker-20
Apr 20	@ San Antonio	L	87	93	0-0	1-1	1-1	18,760	Young-17	Gasol-17	Ginobili-17
Apr 23	San Antonio	W	91	88	1-0	1-1	2-1	18,119	Randolph-25	Gasol-9	Ginobili-23
Apr 25	San Antonio	W	104	86	2-0	1-1	3-1	18,119	Conley-15	Gasol-9	Parker-23
Apr 27	@ San Antonio	L	103	110 (OT)	2-0	1-2	3-2	18,581	Randolph-26	Gasol-17	Ginobili-33
Apr 29	San Antonio	W	99	91	3-0	1-2	4-2	18,119	Randolph-31	Gasol-13	Parker-23
May 1	@ Oklahoma City	W	114	101	3-0	2-2	5-2	18,203	Randolph-34	Gasol-13	Durant-33
May 3	@ Oklahoma City	L	102	111	3-0	2-3	5-3	18,203	Conley-24	Gasol-10	Durant-26
May 7	Oklahoma City	W	101	93 (OT)	4-0	2-3	6-3	18,119	Randolph-21	Randolph-21	Westbrook-23
May 9	Oklahoma City	L	123	133 (3OT)	4-1	2-3	6-4	18,119	Randolph-34	Gasol-21	Westbrook-40
May 11	@ Oklahoma City	L	72	99	4-1	2-4	6-5	18,203	Gasol-15	Randolph-7	Durant-19
May 13	Oklahoma City	W	95	83	5-1	2-4	7-5	18,119	Randolph-30	Randolph-13	Westbrook-27
May 15	@ Oklahoma City	L	90	105	5-1	2-5	7-6	18,203	Conley-18	Randolph-10	Durant-39

2006 PLAYOFFS

Date	Opponent		Mem	Opp	Hm	Rd	Tot	Atten.	Grizzlies Top Scorer	Grizzlies Top Rebounder	Opponent Top Scorer
Apr 23	@ Dallas	L	93	103	0-0	0-1	0-1	20,340	Gasol-24	Tsakalidis-8	Nowitzki-31
Apr 26	@ Dallas	L	79	94	0-0	0-2	0-2	20,612	Gasol-16	Gasol-7	Nowitzki-31
Apr 29	Dallas	L	89	94 (OT)	0-1	0-2	0-3	17,871	Atkins-20	Wright-10	Nowitzki-36
May 1	Dallas	L	76	102	0-2	0-2	0-4	15,104	Gasol-25	Battier-7	Nowitzki-27

2005 PLAYOFFS

Date	Opponent		Mem	Opp	Hm	Rd	Tot	Atten.	Grizzlies Top Scorer	Grizzlies Top Rebounder	Opponent Top Scorer
Apr 24	@ Phoenix	L	103	114	0-0	0-1	0-1	18,422	Miller-19	Battier-9	Marion-26
Apr 27	@ Phoenix	L	103	108	0-0	0-2	0-2	18,422	Gasol-28	Gasol-16	Stoudemire-34
Apr 29	Phoenix	L	90	110	0-1	0-2	0-3	18,119	Wright-14	Battier/Swift/Wright-8	Stoudemire-30
May 1	Phoenix	L	115	123	0-2	0-2	0-4	17,243	Gasol-28	Battier/Jones-5	Johnson-25

2004 PLAYOFFS

Date	Opponent		Mem	Opp	Hm	Rd	Tot	Atten.	Grizzlies Top Scorer	Grizzlies Top Rebounder	Opponent Top Scorer
Apr 17	@ San Antonio	L	74	98	0-0	0-1	0-1	18,797	Wells-16	Swift-7	Duncan-26
Apr 19	@ San Antonio	L	70	87	0-0	0-2	0-2	18,797	Gasol-20	Gasol-11	Parker-27
Apr 22	San Antonio	L	93	95	0-1	0-2	0-3	19,351	Gasol-18	Swift/Wright-6	Duncan-22
Apr 25	San Antonio	L	97	110	0-2	0-2	0-4	19,351	Gasol-22	Posey-11	Parker-29

TEAM SCORING RECORDS

Scoring Highs	Grizzlies	Game	Date	Opp	Game	Date
Game, Overall	134	Game 5 vs GSW	5/11/22	142	Game 3 @ GSW	5/7/22
1st Quarter	40	Game 3 vs OKC	4/24/25	47	Game 5 @ UTA	6/2/21
2nd Quarter	39	Game 5 vs GSW	5/11/22	38	(2) Game 3 @ GSW *	5/11/22
3rd Quarter	43	Game 2 @ UTA	5/3/13	44	Game 1 @ OKC	4/20/25
4th Quarter	40	Game 6 @ MIN	4/29/22	41	Game 3 @ GSW	5/7/22
1st Half	77	(2) Game 3 vs OKC*	4/24/25	75	Game 5 @ UTA	6/2/21
2nd Half	75	Game 2 @ UTA	5/26/21	78	Game 3 @ GSW	5/7/22
Overtime	15	Game 3 vs OKC	5/7/11	18	(2) Game 3 vs SAS *	5/25/13

Scoring Lows	Grizzlies	Game	Date	Opp	Game	Date
Game, Overall	70	Game 2 @ SAS	4/19/04	80	Game 5 vs LAC	5/9/12
1st Quarter	11	Game 2 @ SAS	4/19/16	9	Game 3 @ LAL	4/22/23
2nd Quarter	12	Game 2 @ DAL	4/26/06	12	Game 3 @ MIN	4/21/22
3rd Quarter	13	Game 2 @ DAL	4/26/06	13	Game 1 @ OKC	4/19/14
4th Quarter	11	Game 2 @ SAS	4/19/04	9	Game 2 @ SAS	5/21/13
1st Half	31	Game 2 @ SAS	5/21/13	36	Game 3 vs OKC	4/24/14
2nd Half	30	Game 3 vs DAL	4/29/06	29	Game 6 vs OKC	5/13/11
Overtime	4	(2) Game 2 @ SAS *	5/21/13	3	Game 4 vs OKC	5/13/13

MARGINS, LEADS & DEFICITS

Margin of Victory	Diff	Game	Diff	Game
All Games	+39	Game 5 vs GSW, 5/11/22 (134-95)	-51	Game 1 @ OKC, 4/20/25 (80-131)

Leads & Deficits	Lead	Game	Def	Game
All Games	+55	Game 5 vs GSW, 5/11/22 (119-64)	-51	Game 1 @ OKC, 4/20/25 (80-131)
After 1st Quarter	+18	Game 1 vs LAC, 4/29/12 (34-16)	-26	Game 3 @ LAL, 4/22/23 (9-35)
At The Half	+27	Game 5 vs GSW, 5/11/22 (77-50)	-32	Game 1 @ OKC, 4/20/25 (36-68)
After 3rd Quarter	+52	Game 5 vs GSW, 5/11/22 (119-67)	-49	Game 1 @ OKC, 4/20/25 (63-112)

* Most recent occurrence

PLAYOFFS STATISTICS HISTORY

TOTALS

	Season	G	Min	FG	FGA	Pct	3FG	Att	Pct	FT	FTA	Pct	Off	Def	Tot	Ast	PF	Stl	TO	Blk	Pts	Avg
Mem	2004	4	960	123	290	.424	15	51	.294	73	94	.777	38	100	138	58	100	38	57	20	334	83.5
Mem	2005	4	960	166	351	.473	31	79	.392	48	68	.706	47	111	158	84	98	23	43	18	411	102.8
Mem	2006	4	985	120	266	.451	15	48	.313	82	113	.726	33	104	137	56	110	19	64	15	337	84.3
Mem	2011	13	3245	477	1092	.437	50	157	.318	278	366	.760	162	398	560	245	307	104	170	78	1282	98.6
Mem	2012	7	1705	228	534	.427	24	83	.289	160	215	.744	94	205	299	114	163	50	108	34	640	91.4
Mem	2013	15	3675	511	1223	.418	72	222	.324	326	436	.748	176	450	626	290	332	109	161	69	1420	94.7
Mem	2014	7	1780	257	617	.417	31	107	.290	132	181	.729	90	209	299	152	146	63	75	17	677	96.7
Mem	2015	11	2640	393	925	.425	48	154	.312	208	250	.832	116	362	478	224	213	95	121	45	1042	94.7
Mem	2016	4	960	128	325	.394	19	64	.297	49	70	.700	55	108	163	66	86	32	62	16	324	81.0
Mem	2017	6	1465	208	463	.449	56	145	.386	106	122	.869	46	167	213	113	133	31	68	15	578	96.3
Mem	2021	5	1200	221	472	.468	52	158	.329	81	102	.794	56	150	206	110	103	40	52	20	575	115.0
Mem	2022	12	2880	477	1096	.435	157	430	.365	239	325	.735	149	401	550	302	249	110	168	73	1350	112.5
Mem	2023	6	1465	230	572	.402	72	231	.312	96	115	.835	79	200	279	140	123	40	78	21	628	104.7
Mem	2025	4	960	144	347	.415	42	138	.304	72	82	.878	41	136	177	82	83	23	77	26	402	100.4
Total		**102**	**24880**	**3683**	**8573**	**.430**	**684**	**2067**	**.331**	**1950**	**2539**	**.768**	**1182**	**3102**	**4284**	**2036**	**2246**	**777**	**1270**	**467**	**10000**	**98.0**
SAS	2004	4	960	146	288	.507	31	65	.477	67	101	.663	46	122	168	87	81	30	65	25	390	97.5
PHO	2005	4	960	159	316	.503	42	92	.457	95	128	.742	42	130	172	95	70	19	44	31	455	113.8
DAL	2006	4	985	139	307	.453	21	59	.356	94	110	.855	55	117	172	73	112	27	51	18	393	98.3
SAS/OKC	2011	13	3245	457	1030	.444	79	255	.310	298	377	.790	153	415	568	237	308	94	199	88	1291	99.3
LAC	2012	7	1705	233	516	.452	43	123	.350	126	188	.670	65	194	259	114	179	65	106	43	635	90.7
LAC/OKC/SAS	2013	15	3675	527	1171	.450	101	302	.334	256	322	.795	131	472	603	286	380	76	210	98	1411	94.1
OKC	2014	7	1780	253	582	.435	56	173	.324	153	181	.845	94	243	337	130	161	42	107	53	715	102.1
POR/GSW	2015	11	2640	386	885	.436	114	306	.373	170	219	.776	107	373	480	222	224	64	161	62	1056	96.0
SAS	2016	4	960	148	304	.487	41	87	.471	75	91	.824	32	136	168	86	70	39	56	37	412	103.0
SAS	2017	6	1465	223	463	.482	59	144	.410	123	149	.826	59	181	240	98	115	31	68	23	628	104.7
UTA	2021	5	1200	211	432	.488	84	207	.406	111	131	.847	49	179	228	115	96	26	68	31	617	123.4
MIN/GSW	2022	12	2880	469	1039	.451	164	451	.364	219	273	.802	115	428	543	300	285	82	215	81	1321	110.1
LAL	2023	6	1465	252	544	.463	65	210	.310	104	130	.800	68	230	298	148	105	42	89	55	673	112.2
OKC	2025	4	960	175	383	.457	52	166	.313	78	99	.788	52	133	185	103	75	43	42	27	480	120.0
Total		**102**	**24880**	**3778**	**8260**	**.457**	**952**	**2640**	**.361**	**1969**	**2499**	**.788**	**1068**	**3353**	**4421**	**2094**	**2261**	**680**	**1449**	**672**	**10477**	**102.7**

SINGLE-GAME HIGHS

Record	Grizzlies	Game	Date	Opp	Game	Date
Points	134	Game 5 vs GSW	5/11/22	142	Game 3 @ GSW	5/7/22
Total Rebounds	60	Game 2 @ SAS	5/21/13	70	Game 6 @ GSW	5/13/22
Offensive Rebounds	24	Game 4 vs OKC	5/9/11	25	Game 6 @ GSW	5/13/22
Defensive Rebounds	43	Game 4 vs SAS	4/22/17	45	Game 6 @ GSW	5/13/22
Assists	37	Game 5 vs GSW	5/11/22	36	Game 1 @ OKC	4/20/25
Personal Fouls	36	Game 4 vs OKC	5/9/11	33	Game 6 vs LAC	5/3/13
Steals	14	Game 2 @ SAS	4/19/16	13	(4) Game 4 vs OKC *	4/20/25
Turnovers	24	Game 1 @ OKC	4/20/25	22	(2) Game 5 vs GSW *	5/11/22
Blocks	10	(2) Game 4 vs OKC *	4/26/25	15	Game 7 @ LAL	4/28/23
FG%	.552	Game 1 @ SAS (37/67)	4/17/11	.624	Game 3 @ GSW (53/85)	5/7/22
3P%	.688	Game 1 vs LAC (11/16)	4/29/12	.647	Game 4 vs SAS (11/17)	4/25/04
FT%	.967	Game 4 vs OKC (29/30)	4/26/25	1.000	(2) Game 4 vs SAS (17/17) *	4/22/17
FGM	47	Game 5 vs GSW	5/11/22	53	Game 3 @ GSW	5/7/22
FGA	111	Game 4 vs OKC	5/9/11	104	(2) Game 2 @ OKC *	4/22/25
3PM	18	Game 5 vs GSW	5/11/22	20	Game 6 @ GSW	5/13/22
3PA	45	Game 2 vs GSW	5/3/22	53	Game 6 @ GSW	5/13/22
FTM	39	Game 3 @ POR	4/25/15	42	Game 4 vs OKC	5/9/11
FTA	47	Game 6 vs LAC	5/3/13	50	Game 4 vs OKC	5/9/11

SINGLE-GAME LOWS

Record	Grizzlies	Game	Date	Opp	Game	Date
Points	68	Game 2 @ SAS	4/19/16	80	Game 5 vs LAC	5/9/12
Total Rebounds	23	Game 1 @ LAC	4/20/13	28	(2) Game 4 vs LAC *	4/27/13
Offensive Rebounds	4	(2) Game 1 @ LAC *	4/20/13	3	Game 2 @ SAS	4/19/16
Defensive Rebounds	18	Game 4 vs PHO	5/1/05	21	Game 4 vs OKC	4/26/25
Assists	9	Game 4 vs DAL	5/1/06	10	Game 3 vs OKC	5/11/13
Personal Fouls	12	Game 6 @ GSW	5/13/22	11	Game 1 @ SAS	4/17/16
Steals	1	Game 2 @ DAL	4/26/06	1	(3) Game 3 vs SAS *	4/20/17
Turnovers	3	Game 6 vs GSW	5/15/15	5	Game 3 vs PHO	4/29/05
Blocks	0	Game 1 @ GSW	5/3/15	0	(3) Game 6 vs SAS *	4/27/17
FG%	.325	Game 7 vs LAC (25/77)	5/13/12	.337	Game 1 vs POR	4/19/15
3P%	.000	(3) Game 7 vs LAC (0/13) *	5/13/12	.133	(2) Game 2 @ LAC (2/15) *	4/22/13
FT%	.556	(2) Game 2 @ SAS (10/18) *	4/19/16	.433	Game 3 @ LAC (13/30)	5/5/12
FGM	23	Game 1 @ SAS	4/17/04	26	(2) Game 3 vs LAC *	4/25/13
FGA	61	Game 2 @ DAL	4/26/06	61	Game 2 @ SAS	4/17/17
3PM	0	(3) Game 7 vs LAC (0/13) *	5/13/12	2	(2) Game 2 @ LAC *	4/22/13
3PA	6	Game 5 vs LAC	5/9/12	12	Game 4 vs DAL	5/1/06
FTM	4	Game 1 @ SAS	4/17/16	8	(2) Game 6 @ GSW *	5/13/22
FTA	6	Game 1 @ SAS	4/17/16	10	Game 5 @ GSW	5/13/15

* Most recent occurrence

PLAYOFFS STATISTICS HISTORY BY HALF & QUARTER

SINGLE-HALF HIGHS

Record	Grizzlies	Game	Date	Opp	Game	Date
Points	77	(2) Game 3 vs OKC (1H) *	4/24/25	75	Game 5 @ UTA (1H)	6/2/21
Total Rebounds	32	Game 6 @ MIN (2H)	4/29/22	39	Game 6 @ GSW (1H)	5/13/22
Assists	22	Game 5 vs GSW (1H)	5/11/22	18	(4) Game 1 @ OKC (2H) *	4/20/25
Turnovers	15	Game 4 vs SAS (2H)	4/22/17	14	Game 5 vs GSW (1H)	5/11/22
FG%	.619	Game 2 @ UTA (2H)	5/26/21	.704	Game 4 vs PHO (2H)	5/1/05
3PM	11	(2) Game 3 vs OKC (1H) *	4/24/25	12	(3) Game 2 @ OKC (1H) *	4/22/25

SINGLE-HALF LOWS

Record	Grizzlies	Game	Date	Opp	Game	Date
Points	30	Game 3 vs DAL (2H)	4/29/06	29	Game 6 vs OKC (2H)	5/13/11
Total Rebounds	6	Game 1 @ DAL (1H)	4/23/06	9	Game 6 @ LAC (2H)	5/11/12
Assists	1	Game 5 vs LAC (2H)	5/9/12	3	(2) Game 4 @ POR (2H) *	4/27/15
Turnovers	1	(4) Game 3 vs SAS (1H) *	4/20/17	2	(2) Game 2 @ OKC (2H) *	4/21/14
FG%	.250	(2) Game 3 vs OKC (2H) *	4/24/25	.289	Game 6 vs OKC (2H)	5/13/11
3PM	0	(10+) Game 2 @ SAS (1H) *	4/19/16	0	(6) Game 5 vs SAS (1H) *	5/27/13

SINGLE-QUARTER HIGHS

Record	Grizzlies	Game	Date	Opp	Game	Date
Points	43	Game 2 @ UTA (1Q)	5/26/21	47	Game 5 @ UTA (1Q)	6/2/21
Total Rebounds	20	Game 1 vs GSW (1Q)	5/1/22	21	(2) Game 6 @ GSW (4Q) *	5/13/22
Assists	11	(3) Game 5 vs GSW (3Q) *	5/11/22	13	(2) Game 1 @ OKC (3Q) *	4/20/25
Turnovers	11	Game 1 @ SAS (4Q)	4/17/04	11	Game 1 vs MIN (2Q)	4/16/22
FG%	.714	Game 5 vs LAC (1Q)	5/9/12	.833	Game 4 vs PHO (3Q)	5/1/05
3PM	9	Game 5 vs GSW (3Q)	5/11/22	9	Game 5 @ UTA (1Q)	6/2/21

SINGLE-QUARTER LOWS

Record	Grizzlies	Game	Date	Opp	Game	Date
Points	9	Game 3 @ LAL (1Q)	4/22/23	9	Game 2 @ SAS (4Q)	5/21/13
Total Rebounds	3	(4) Game 1 vs LAL (4Q) *	4/16/23	2	Game 2 @ SAS (3Q)	5/21/13
Assists	0	Game 5 vs LAC (3Q)	5/9/12	0	Game 1 @ SAS (2Q)	4/17/11
Turnovers	0	(10+) Game 5 @ UTA (4Q) *	6/2/21	0	(10+) Game 1 vs LAL (1Q) *	4/16/23
FG%	.120	Game 3 @ LAL (1Q)	4/22/23	.158	Game 3 @ MIN (4Q)	4/21/22
3PM	0	(10+) Game 5 vs MIN (3Q) *	4/26/22	0	(10+) Game 6 @ LAL (2Q) *	4/28/23

* Most recent occurrence

INDIVIDUAL PLAYOFFS RECORDS

Series	Grizzlies	Player	Vs	Season	Opp	Player	Team	Season
Points	160	Zach Randolph	OKC	2011	209	Kevin Durant	OKC	2014
Points Per Game	38.3	Ja Morant	GSW	2022	31.3	Dirk Nowitzki	DAL	2006
Total Rebounds	86	Zach Randolph	OKC	2011	82	Anthony Davis	LAL	2023
Rebounds Per Game	12.3	Marc Gasol	SAS	2011	13.7	Anthony Davis	LAL	2023
Offensive Rebounds	32	Zach Randolph	OKC	2011	23	Russell Westbrook	OKC	2014
Defensive Rebounds	54	(2) Zach Randolph *	OKC	2011	64	Anthony Davis	LAL	2023
Assists	63	Ja Morant	MIN	2022	56	Russell Westbrook	OKC	2014
Assists Per Game	10.5	Ja Morant	MIN	2022	11.3	Steve Nash	PHO	2005
Steals	14	(3) Kyle Anderson *	UTA	2021	19	Chris Paul	LAC	2012
Blocks	19	Marc Gasol	OKC	2011	26	Anthony Davis	LAL	2023
FG% (Min. 25 FGA)	.679	Brandon Clarke	MIN	2022	.778	Rudy Gobert	UTA	2021
3P% (Min. 10 3PA)	.583	Marc Gasol	SAS	2017	.769	Meyers Leonard	POR	2015
FT% (Min. 10 FTA)	1.000	Jerryd Bayless	LAC	2013	1.000	(4) J. Clarkson / M. Conley *	UTA	2021
FGM	55	Ja Morant	UTA	2021	73	Kevin Durant	OKC	2014
FGA	128	Zach Randolph	OKC	2011	166	Kevin Durant	OKC	2014
3PM	27	Desmond Bane	MIN	2022	26	Stephen Curry	GSW	2015
3PA	55	Desmond Bane	MIN	2022	70	Stephen Curry	GSW	2022
FTM	55	Zach Randolph	OKC	2011	59	Kawhi Leonard	SAS	2017
FTA	67	Zach Randolph	OKC	2011	61	(2) Kawhi Leonard *	SAS	2017

Single Game	Grizzlies	Player	Date	Opp	Player	Date
Points	47	(2) Ja Morant *	5/3/22 vs GSW	43	Kawhi Leonard	4/22/17 vs SAS
Total Rebounds	21	(2) Marc Gasol *	5/9/11 vs OKC	22	Kevon Looney	5/13/22 @ GSW
Offensive Rebounds	10	(2) Tony Allen *	4/26/14 vs OKC	11	Kevon Looney	5/13/22 @ GSW
Defensive Rebounds	15	Marc Gasol	4/27/11 @ SAS	15	(3) Anthony Davis *	4/26/23 vs LAL
Assists	15	Ja Morant	4/23/22 @ MIN	18	Tony Parker	5/21/13 @ SAS
Steals	6	Kyle Anderson	5/23/21 @ UTA	6	(2) Kawhi Leonard *	4/22/17 vs SAS
Turnovers	8	Marc Gasol	4/22/17 vs SAS	7	(10+) Karl-Anthony Towns *	4/26/22 vs MIN
Blocks	7	(2) Zach Edey *	4/26/25 vs OKC	7	Anthony Davis	4/16/23 vs MEM
FG% (Min. 6 FGA)	1.000	Marvin Bagley III (8/8)	4/20/25 @ OKC	1.000	Eric Bledsoe (7/7)	4/20/13 @ LAC
3P% (Min. 4 3PA)	1.000	(2) Vince Carter (4/4) *	4/24/16 vs SAS	1.000	(2) Jordan McLaughlin (4/4) *	4/23/22 @ MIN
FT% (Min. 5 FTA)	1.000	(10+) Scotty Pippen Jr. (10/10) *	4/26/25 vs OKC	1.000	(10+) Shai Gilgeous-Alexander (6/6) *	4/24/25 vs OKC
FGM	15	(2) Ja Morant *	5/3/22 vs GSW	15	(2) Tony Parker *	5/27/13 vs SAS
FGA	31	(2) Ja Morant *	5/3/22 vs GSW	33	Russell Westbrook	5/9/11 vs OKC
3PM	8	Desmond Bane	4/23/22 @ MIN	8	Klay Thompson	5/13/22 @ GSW
3PA	15	(2) Dillon Brooks *	5/13/22 @ GSW	17	Stephen Curry	5/13/15 @ GSW
FTM	16	(2) Ja Morant *	4/16/22 vs MIN	19	Kawhi Leonard	4/17/17 @ SAS
FTA	20	(2) Ja Morant *	4/16/22 vs MIN	22	Amar'e Stoudemire	4/27/05 @ PHO

* Most recent occurrence

GRIZZLIES ALL-TIME PLAYOFFS INDIVIDUAL CAREER LEADERS

GAMES

Zach Randolph	62
Marc Gasol	59
Mike Conley	56
Tony Allen	56
Darrell Arthur	28

POINTS

Zach Randolph	1058
Marc Gasol	1013
Mike Conley	925
Ja Morant	573
Tony Allen	498

REBOUNDS

Zach Randolph	589
Marc Gasol	526
Tony Allen	268
Mike Conley	205
Jaren Jackson Jr.	176

ASSISTS

Mike Conley	377
Marc Gasol	204
Ja Morant	179
Zach Randolph	109
Tyus Jones	82

GAMES STARTED

Zach Randolph	60
Marc Gasol	59
Mike Conley	56
Tony Allen	47
Jaren Jackson Jr.	27

SCORING AVERAGE

Ja Morant	26.0
Pau Gasol	20.0
Rudy Gay	19.0
Scotty Pippen Jr.	18.3
Marc Gasol	17.2

REBOUND AVERAGE

Jonas Valanciunas	9.8
Zach Randolph	9.5
Marc Gasol	8.9
Zach Edey	7.8
Chris Andersen	7.8

ASSIST AVERAGE

Ja Morant	8.1
Mike Conley	6.7
Jason Williams	4.9
Jordan Farmar	4.0
Tyus Jones	3.6

FIELD GOALS MADE

Zach Randolph	407
Marc Gasol	358
Mike Conley	321
Ja Morant	203
Tony Allen	188

FIELD GOAL ATTS

Zach Randolph	944
Marc Gasol	794
Mike Conley	776
Ja Morant	456
Tony Allen	433

FREE THROWS MADE

Marc Gasol	290
Zach Randolph	240
Mike Conley	213
Ja Morant	123
Tony Allen	117

FREE THROW ATTS

Marc Gasol	361
Zach Randolph	327
Mike Conley	269
Ja Morant	164
Tony Allen	162

MINUTES

Marc Gasol	2343
Zach Randolph	2245
Mike Conley	2092
Tony Allen	1545
Desmond Bane	896

FIELD GOAL PCT

Brandon Clarke	.613
Xavier Tillman Sr.	.573
Jonas Valančičnas	.569
Lorenzen Wright	.536
Lance Stephenson	.523

3-PT FG PCT

Santi Aldama	.467
Quincy Pondexter	.456
Desmond Bane	.433
Mike Miller	.418
Courtney Lee	.408

FREE THROW PCT

Vince Carter	.958
Tyus Jones	.900
Desmond Bane	.899
Jerryd Bayless	.885
Courtney Lee	.878

3-PT FG MADE

Desmond Bane	72
Mike Conley	70
Jaren Jackson Jr.	45
Ja Morant	44
Dillon Brooks	43

3-PT FG ATTS

Mike Conley	221
Desmond Bane	182
Jaren Jackson Jr.	136
Dillon Brooks	134
Ja Morant	128

OFFENSIVE REBS

Zach Randolph	202
Marc Gasol	121
Tony Allen	103
Jaren Jackson Jr.	64
Shane Battier	40

DEFENSIVE REBS

Marc Gasol	405
Zach Randolph	387
Mike Conley	176
Tony Allen	165
Jaren Jackson Jr.	112

STEALS

Tony Allen	105
Mike Conley	81
Marc Gasol	53
Zach Randolph	48
Ja Morant	31

STEALS PER GAME

Tony Allen	1.9
Kyle Anderson	1.5
Mike Conley	1.5
Ja Morant	1.4
James Posey	1.4

BLOCKS

Marc Gasol	103
Jaren Jackson Jr.	50
Tony Allen	31
Zach Randolph	24
Pau Gasol	18

BLOCKS PER GAME

Zach Edey	2.5
Jaren Jackson Jr.	2.1
Marc Gasol	1.8
Pau Gasol	1.5
Jay Huff	1.5

MINUTES PER GAME

Rudy Gay	39.9
Marc Gasol	39.7
Ja Morant	36.8
Mike Conley	37.4
Zach Randolph	36.2

TURNOVERS

Mike Conley	119
Zach Randolph	116
Marc Gasol	100
Tony Allen	84
Ja Morant	72

PERSONAL FOULS

Marc Gasol	204
Zach Randolph	196
Tony Allen	173
Mike Conley	127
Jaren Jackson Jr.	112

DISQUALIFICATIONS

Jaren Jackson Jr.	3
O.J. Mayo	3
Tony Allen	2
Dillon Brooks	2
Marc Gasol	2

MEMPHIS GRIZZLIES 2025 FIRST ROUND VS. OKLAHOMA CITY THUNDER

				FIELD GOALS			3-POINT FG			FREE THROWS			REBOUNDS									
PLAYER	G	GS	MIN	FG	FGA	PCT	FG	FGA	PCT	FT	FTA	PCT	OFF	DEF	TOT	AST	PF	DQ	STL	TO	BLK	PTS	AVG
Morant	3	3	82	22	53	.415	4	16	.250	7	11	.636	1	5	6	15	3	0	2	6	2	55	18.3
Pippen Jr.	4	4	129	22	58	.379	10	28	.357	19	19	1.000	4	18	22	14	19	1	4	14	1	73	18.3
Jackson Jr.	4	4	137	22	58	.379	3	11	.273	17	20	.850	9	11	20	6	14	0	4	11	2	64	16.0
Bane	4	4	139	20	63	.317	7	32	.219	14	15	.933	5	22	27	13	9	0	3	15	2	61	15.3
Aldama	4	1	122	21	44	.477	10	24	.417	0	0	---	2	22	24	7	7	0	0	5	1	52	13.0
Bagley	2	0	28	8	9	.889	1	1	1.000	0	0	---	2	4	6	0	3	0	2	3	1	17	8.5
Edey	4	4	108	10	15	.667	0	0	---	5	7	.714	11	20	31	7	12	1	0	6	10	25	6.3
Williams Jr.	3	0	38	4	7	.571	4	7	.571	2	2	1.000	1	6	7	4	3	0	2	3	1	14	4.7
Kennard	4	0	80	8	18	.444	2	9	.222	0	0	---	2	12	14	8	3	0	4	6	1	18	4.5
Huff	2	0	18	2	4	.500	0	1	.000	4	4	1.000	1	2	3	1	1	0	0	1	3	8	4.0
Konchar	4	0	69	3	9	.333	1	6	.167	4	4	1.000	3	10	13	6	8	0	2	2	2	11	2.8
Stevens	2	0	12	2	9	.222	0	3	.000	0	0	---	0	4	4	1	1	0	0	1	0	4	2.0
GRIZZLIES	**4**	**-**	**960**	**144**	**347**	**.415**	**42**	**138**	**.304**	**72**	**82**	**.878**	**41**	**136**	**177**	**82**	**83**	**2**	**23**	**77**	**26**	**402**	**100.5**
OPPONENTS	**4**	**-**	**960**	**175**	**383**	**.457**	**52**	**166**	**.313**	**78**	**99**	**.788**	**52**	**133**	**185**	**103**	**75**	**0**	**43**	**42**	**27**	**480**	**120.0**

	SINGLE-GAME HIGHS							AVERAGE PER GAME							CAREER HIGHS (C=SET, T=TIED THIS SERIES)						
PLAYER	MIN	REB	AST	ST	TO	BL	PTS	MIN	REB	AST	STL	TO	BLK	PTS	FG	FGA	FT	FTA	REB	AST	PTS
Morant	40	3	6	2	5	1	23	27.3	2.0	5.0	0.67	2.0	0.67	18.3	15	31	16	20	13	15	47
Pippen Jr.	38	11	5	3	5	1	30	32.2	5.5	3.5	1.00	3.5	0.25	18.3	9C	21C	10C	10C	11C	5C	30C
Jackson Jr.	38	7	2	2	5	1	26	34.2	5.0	1.5	1.00	2.8	0.50	16.0	13	21	9	11	14	4	33
Bane	38	12	5	2	5	1	23	34.8	6.8	3.3	0.75	3.8	0.50	15.3	13	29	7T	8C	12C	6	36
Aldama	40	9	3	0	2	1	23	30.4	6.0	1.8	0.00	1.3	0.25	13.0	9C	14C	2	2	9C	3T	23C
Bagley	16	5	0	2	2	1	17	13.8	3.0	0.0	1.00	1.5	0.50	8.5	8C	8C	0	0	5C	0	17C
Edey	33	9	3	0	2	7	9	27.0	7.8	1.8	0.00	1.5	2.50	6.3	3C	5C	3C	4C	9C	3C	9C
Williams Jr.	19	4	3	1	3	1	11	12.5	2.3	1.3	0.67	1.0	0.33	4.7	3C	5C	2C	2C	4C	3C	11C
Kennard	33	5	3	3	2	1	5	20.0	3.5	2.0	1.00	1.5	0.25	4.5	8	14	3	3	7	3T	21
Huff	12	2	1	0	1	2	8	9.0	1.5	0.5	0.00	0.5	1.50	4.0	2C	4C	4C	4C	2C	1C	8C
Konchar	25	6	2	1	1	1	5	17.2	3.3	1.5	0.50	0.5	0.50	2.8	3	5	2T	2T	6T	3	9
Stevens	12	4	1	0	1	0	4	6.0	2.0	0.5	0.00	0.5	0.00	2.0	2C	9C	2	2	4C	1C	4C
GRIZZLIES	**48**	**51**	**24**	**9**	**24**	**10**	**115**	**240.0**	**44.3**	**20.5**	**5.75**	**19.3**	**6.50**	**100.5**	**47**	**111**	**39**	**47**	**60**	**37**	**134**
OPPONENTS	**48**	**55**	**36**	**13**	**16**	**8**	**131**	**240.0**	**46.3**	**25.8**	**10.75**	**10.5**	**6.75**	**120.0**	**53**	**104T**	**42**	**50**	**70**	**36C**	**142**

OKLAHOMA CITY THUNDER 2025 FIRST ROUND VS. MEMPHIS GRIZZLIES

				FIELD GOALS			3-POINT FG			FREE THROWS			REBOUNDS									
PLAYER	G	GS	MIN	FG	FGA	PCT	FG	FGA	PCT	FT	FTA	PCT	OFF	DEF	TOT	AST	PF	DQ	STL	TO	BLK	PTS	AVG
Gilgeous-Alexander	4	4	140	37	92	.402	7	28	.250	30	33	.909	5	15	20	24	12	0	5	8	4	111	27.8
Jal. Williams	4	4	136	39	72	.542	6	21	.286	9	15	.600	5	16	21	21	9	0	6	6	2	93	23.3
Holmgren	4	4	116	22	50	.440	11	26	.423	19	22	.864	5	26	31	3	6	0	3	3	11	74	18.5
Wiggins	4	0	55	15	32	.469	4	13	.308	4	5	.800	3	3	6	2	3	0	3	3	0	38	9.5
Hartenstein	4	4	94	16	25	.640	0	0	---	4	6	.667	13	22	35	15	9	0	5	7	1	36	9.0
Joe	4	0	65	12	23	.522	8	19	.421	2	2	1.000	5	2	7	5	0	0	2	3	0	34	8.5
Caruso	4	0	83	10	22	.455	5	13	.385	4	6	.667	4	12	16	15	4	0	9	2	3	29	7.3
Dort	4	4	118	8	26	.308	6	23	.261	4	6	.667	6	14	20	2	12	0	4	2	2	26	6.5
Wallace	4	0	82	7	17	.412	2	8	.250	0	1	.000	4	6	10	10	12	0	3	1	2	16	4.0
Mitchell	2	0	17	2	6	.333	1	4	.250	1	2	.500	0	2	2	2	2	0	0	0	0	6	3.0
K. Williams	2	0	17	3	10	.300	0	5	.000	0	0	---	2	7	9	1	1	0	2	1	0	6	3.0
Jay. Williams	4	0	29	3	6	.500	2	5	.400	1	1	1.000	0	7	7	3	5	0	1	3	2	9	2.3
Jones	1	0	8	1	2	.500	0	1	.000	0	0	---	0	1	1	0	0	0	0	2	0	2	2.0
THUNDER	**4**	**-**	**960**	**175**	**383**	**.457**	**52**	**166**	**.313**	**78**	**99**	**.788**	**52**	**133**	**185**	**103**	**75**	**0**	**43**	**42**	**27**	**480**	**120.0**
OPPONENTS	**4**	**-**	**960**	**144**	**347**	**.415**	**42**	**138**	**.304**	**72**	**82**	**.878**	**41**	**136**	**177**	**82**	**83**	**2**	**23**	**77**	**26**	**402**	**100.5**

	SINGLE-GAME HIGHS							AVERAGE PER GAME							CAREER HIGHS (C=SET, T=TIED THIS SERIES)						
PLAYER	MIN	REB	AST	ST	TO	BL	PTS	MIN	REB	AST	STL	TO	BLK	PTS	FG	FGA	FT	FTA	REB	AST	PTS
Gilgeous-Alexander	40	8	8	2	3	2	38	35.0	5.0	6.0	1.25	2.0	1.00	27.8	13T	29C	11C	13T	12	8T	38C
Jal. Williams	38	6	6	3	2	1	26	34.0	5.3	5.3	1.50	1.5	0.50	23.3	10T	21C	6C	10C	9	7	26C
Holmgren	33	11	2	2	1	5	24	28.9	7.8	0.8	0.75	0.8	2.75	18.5	9	16C	6C	6T	11T	5	26
Wiggins	26	4	2	2	2	0	21	13.7	1.5	0.5	0.75	0.8	0.00	9.5	8C	15C	3C	3C	5	2T	21C
Hartenstein	27	12	5	4	3	1	14	23.5	8.8	3.8	1.25	1.8	0.25	9.0	7T	13	4	4T	12C	5T	14T
Joe	20	4	2	1	2	0	11	16.2	1.8	1.3	0.50	0.8	0.00	8.5	4C	7C	2C	2C	4C	2C	11C
Caruso	26	6	5	4	2	1	13	20.8	4.0	3.8	2.25	0.5	0.75	7.3	5C	10C	3T	4T	6C	10	13C
Dort	35	9	2	3	1	1	12	29.5	5.0	0.5	1.00	0.5	0.50	6.5	10	21	4T	6	9C	3	30
Wallace	24	5	3	1	1	1	5	20.6	2.5	2.5	0.75	0.3	0.50	4.0	2T	8C	0	1C	5C	3T	5T
Mitchell	14	1	2	0	0	0	5	8.3	1.0	1.0	0.00	0.0	0.00	3.0	2C	6C	1C	2C	1C	2C	5C
K. Williams	16	8	1	2	1	0	6	8.7	4.5	0.5	1.00	0.5	0.00	3.0	3C	9C	0	0	8C	1C	6C
Jay. Williams	19	5	3	1	3	2	9	7.3	1.8	0.8	0.25	0.8	0.50	2.3	3C	5C	1C	1C	5C	3C	9C
Jones	8	1	0	0	2	0	2	7.8	1.0	0.0	0.00	2.0	0.00	2.0	1C	2C	0	0	1C	0	2C
THUNDER	**48**	**55**	**36**	**13**	**16**	**8**	**131**	**240.0**	**46.3**	**25.8**	**10.75**	**10.5**	**6.75**	**120.0**	**52**	**107**	**42**	**50**	**60**	**36C**	**131T**
OPPONENTS	**48**	**51**	**24**	**9**	**24**	**10**	**115**	**240.0**	**44.3**	**20.5**	**5.75**	**19.3**	**6.50**	**100.5**	**59**	**105**	**41**	**50**	**64**	**36**	**151**

MEMPHIS GRIZZLIES 2023 FIRST ROUND VS. LOS ANGELES LAKERS

				FIELD GOALS			3-POINT FG			FREE THROWS			REBOUNDS									
PLAYER	G	GS	MIN	FG	FGA	PCT	FG	FGA	PCT	FT	FTA	PCT	OFF	DEF	TOT	AST	PF	DQ	STL	TO	BLK	PTS	AVG
Morant	5	5	187	45	106	.425	13	31	.419	20	26	.769	8	26	34	35	12	0	9	17	1	123	24.6
Bane	6	6	231	49	116	.422	16	50	.320	27	29	.931	7	29	36	19	19	0	3	17	0	141	23.5
Jackson	6	6	220	35	83	.422	7	25	.280	31	36	.861	20	27	47	9	24	0	6	18	1	108	18.0
Brooks	6	6	167	24	77	.312	10	42	.238	5	7	.714	3	15	18	11	20	0	1	7	0	63	10.5
Tillman	6	6	183	24	45	.533	1	4	.250	3	5	.600	17	31	48	19	17	0	4	4	4	52	8.7
Kennard	5	0	107	12	23	.522	8	16	.500	4	4	1.000	5	15	20	7	8	0	4	1	0	36	7.2
Aldama	6	0	101	15	33	.455	7	15	.467	2	2	1.000	7	19	26	7	5	0	3	2	0	39	6.5
Jones	6	1	120	11	36	.306	3	19	.158	2	3	.667	3	15	18	22	5	0	8	8	0	27	4.5
Roddy	6	0	76	8	29	.276	6	20	.300	1	1	1.000	4	13	17	4	6	0	0	1	2	23	3.8
Lofton	4	0	12	3	8	.375	0	2	.000	1	2	.500	1	2	3	1	0	0	0	0	0	7	1.8
Z. Williams	4	0	12	2	7	.286	1	3	.333	0	0	---	0	2	2	2	1	0	0	2	0	5	1.3
Konchar	5	0	49	2	9	.222	0	4	.000	0	0	---	4	6	10	4	6	0	2	1	2	4	0.8
GRIZZLIES	**6**	**-**	**1465**	**230**	**572**	**.402**	**72**	**231**	**.312**	**96**	**115**	**.835**	**79**	**200**	**279**	**140**	**123**	**0**	**40**	**78**	**21**	**628**	**104.7**
LAKERS	**6**	**-**	**1465**	**252**	**544**	**.463**	**65**	**210**	**.310**	**104**	**130**	**.800**	**68**	**230**	**298**	**148**	**105**	**1**	**42**	**89**	**55**	**673**	**112.2**

	SINGLE-GAME HIGHS							AVERAGE PER GAME							CAREER HIGHS (C=SET, T=TIED THIS SERIES)						
PLAYER	MIN	REB	AST	ST	TO	BL	PTS	MIN	REB	AST	STL	TO	BLK	PTS	FG	FGA	FT	FTA	REB	AST	PTS
Bane	45	6	4	2	5	3	34	38.0	4.2	2.2	0.83	1.8	1.17	23.5	11C	20C	5T	5T	7	6	34C
Morant	45	13	15	3	7	3	32	37.1	8.7	10.5	1.50	4.2	0.67	21.5	15	31	16C	20T	13C	15C	47
Brooks	37	4	4	1	4	1	24	33.3	2.5	2.3	0.83	2.7	0.17	16.5	13	28	7T	10C	7	8	31
Clarke	37	15	5	2	1	3	21	29.4	9.0	2.7	0.83	0.7	1.00	16.5	9C	14C	8C	8C	15C	5C	21C
Jackson	34	14	1	2	4	7	18	24.5	7.2	0.5	0.67	1.7	2.67	11.8	10	21	9	11	14C	3	33
Jones	26	5	6	2	3	0	13	19.1	3.0	4.2	1.17	1.5	0.00	9.3	8	18	5C	5C	9	9	21
Williams	19	1	1	1	0	0	13	11.0	0.2	0.2	0.40	0.0	0.00	5.6	5	9	6C	6C	5	2	14
Anderson	26	6	3	2	2	1	8	19.6	4.5	1.3	1.00	0.5	0.50	5.0	8	15	4	7	13	7	20
Tillman	21	7	1	1	3	0	13	15.9	3.8	0.2	0.20	1.4	0.00	4.8	6C	7C	1T	4C	7C	2	13C
Melton	18	2	3	1	2	0	7	11.7	1.8	1.3	0.50	1.0	0.00	2.3	5	14	2	2T	8	4	15
Culver	5	3	1	2	0	0	2	4.7	3.0	1.0	2.00	0.0	0.00	2.0	2	6	1	2	3T	1C	5
Adams	24	3	3	0	1	0	0	10.2	1.7	1.3	0.00	0.3	0.00	0.0	9	14	7	9	17	3T	19
Konchar	10	6	1	1	0	0	0	4.3	2.3	0.3	0.25	0.0	0.00	0.0	3	5	2	2	6C	2	9
GRIZZLIES	**240**	**55**	**31**	**10**	**19**	**9**	**124**	**240.0**	**46.3**	**25.8**	**8.17**	**16.0**	**6.17**	**114.7**	**47**	**111**	**39**	**47**	**60**	**37**	**134**
OPPONENTS	**240**	**46**	**32**	**12**	**23**	**11**	**130**	**240.0**	**40.0**	**22.8**	**8.17**	**17.7**	**7.83**	**109.2**	**53**	**104**	**42**	**50**	**70**	**34**	**142**

LOS ANGELES LAKERS 2023 FIRST ROUND VS. MEMPHIS GRIZZLIES

				FIELD GOALS			3-POINT FG			FREE THROWS			REBOUNDS									
PLAYER	G	GS	MIN	FG	FGA	PCT	FG	FGA	PCT	FT	FTA	PCT	OFF	DEF	TOT	AST	PF	DQ	STL	TO	BLK	PTS	AVG
James	6	6	223	52	107	.486	8	41	.195	21	31	.677	14	53	67	31	11	0	6	18	8	133	T22.2
Davis	6	6	218	49	100	.490	3	9	.333	24	29	.828	18	64	82	12	15	0	8	14	26	125	20.8
Russell	6	6	187	37	85	.435	16	43	.372	10	13	.769	6	16	22	35	16	1	4	13	1	100	16.7
Reaves	6	6	219	34	76	.447	11	32	.344	20	24	.833	9	23	32	30	15	0	4	11	3	99	16.5
Hachimura	6	0	153	33	58	.569	11	21	.524	10	12	.833	2	26	28	4	8	0	3	3	1	87	14.5
Vanderbilt	6	6	119	17	31	.548	5	17	.294	4	6	.667	9	14	23	7	17	0	5	8	9	43	7.2
Schroder	6	0	133	9	25	.360	2	9	.222	8	8	1.000	1	7	8	17	10	0	7	9	2	28	4.7
Beasley	6	0	66	7	24	.292	5	19	.263	6	6	1.000	3	3	6	2	5	0	0	2	0	25	4.2
Walker	4	0	15	3	7	.429	2	5	.400	0	0	---	0	1	1	1	0	0	0	0	0	8	2.0
T. Brown	6	0	88	5	16	.313	1	11	.091	0	0	---	2	16	18	7	2	0	2	0	1	11	1.8
Gabriel	5	0	21	4	8	.500	0	0	---	1	1	1.000	4	0	4	0	6	0	2	2	2	9	1.8
Christie	4	0	12	2	4	.500	1	2	.500	0	0	---	0	3	3	1	0	0	0	0	1	5	1.3
Bamba	3	0	10	0	2	.000	0	1	.000	0	0	---	0	3	3	1	0	0	0	0	1	0	0.0
Harrison	3	0	3	0	1	.000	0	0	---	0	0	---	0	1	1	0	0	0	1	0	0	0	0.0
LAKERS	**6**	**-**	**1465**	**252**	**544**	**.463**	**65**	**210**	**.310**	**104**	**130**	**.800**	**68**	**230**	**298**	**148**	**105**	**1**	**42**	**89**	**55**	**673**	**112.2**
GRIZZLIES	**6**	**-**	**1465**	**230**	**572**	**.402**	**72**	**231**	**.312**	**96**	**115**	**.835**	**79**	**200**	**279**	**140**	**123**	**0**	**40**	**78**	**21**	**628**	**104.7**

	SINGLE-GAME HIGHS							AVERAGE PER GAME							CAREER HIGHS (C=SET, T=TIED THIS SERIES)						
PLAYER	MIN	REB	AST	ST	TO	BL	PTS	MIN	REB	AST	STL	TO	BLK	PTS	FG	FGA	FT	FTA	REB	AST	PTS
Bane	45	6	4	2	5	3	34	38.0	4.2	2.2	0.83	1.8	1.17	23.5	11C	20C	5T	5T	7	6	34C
Morant	45	13	15	3	7	3	32	37.1	8.7	10.5	1.50	4.2	0.67	21.5	15	31	16C	20T	13C	15C	47
Brooks	37	4	4	1	4	1	24	33.3	2.5	2.3	0.83	2.7	0.17	16.5	13	28	7T	10C	7	8	31
Clarke	37	15	5	2	1	3	21	29.4	9.0	2.7	0.83	0.7	1.00	16.5	9C	14C	8C	8C	15C	5C	21C
Jackson	34	14	1	2	4	7	18	24.5	7.2	0.5	0.67	1.7	2.67	11.8	10	21	9	11	14C	3	33
Jones	26	5	6	2	3	0	13	19.1	3.0	4.2	1.17	1.5	0.00	9.3	8	18	5C	5C	9	9	21
Williams	19	1	1	1	0	0	13	11.0	0.2	0.2	0.40	0.0	0.00	5.6	5	9	6C	6C	5	2	14
Anderson	26	6	3	2	2	1	8	19.6	4.5	1.3	1.00	0.5	0.50	5.0	8	15	4	7	13	7	20
Tillman	21	7	1	1	3	0	13	15.9	3.8	0.2	0.20	1.4	0.00	4.8	6C	7C	1T	4C	7C	2	13C
Melton	18	2	3	1	2	0	7	11.7	1.8	1.3	0.50	1.0	0.00	2.3	5	14	2	2T	8	4	15
Culver	5	3	1	2	0	0	2	4.7	3.0	1.0	2.00	0.0	0.00	2.0	2	6	1	2	3T	1C	5
Adams	24	3	3	0	1	0	0	10.2	1.7	1.3	0.00	0.3	0.00	0.0	9	14	7	9	17	3T	19
Konchar	10	6	1	1	0	0	0	4.3	2.3	0.3	0.25	0.0	0.00	0.0	3	5	2	2	6C	2	9
GRIZZLIES	**240**	**55**	**31**	**10**	**19**	**9**	**124**	**240.0**	**46.3**	**25.8**	**8.17**	**16.0**	**6.17**	**114.7**	**47**	**111**	**39**	**47**	**60**	**37**	**134**
OPPONENTS	**240**	**46**	**32**	**12**	**23**	**11**	**130**	**240.0**	**40.0**	**22.8**	**8.17**	**17.7**	**7.83**	**109.2**	**53**	**104**	**42**	**50**	**70**	**34**	**142**

MEMPHIS GRIZZLIES 2022 FIRST ROUND VS. MINNESOTA TIMBERWOLVES

				FIELD GOALS			3-POINT FG			FREE THROWS			REBOUNDS										
PLAYER	G	GS	MIN	FG	FGA	PCT	FG	FGA	PCT	FT	FTA	PCT	OFF	DEF	TOT	AST	PF	DQ	STL	TO	BLK	PTS	AVG
Bane	6	6	228	48	96	.500	27	55	.491	18	20	.900	1	24	25	13	12	0	5	11	7	141	23.5
Morant	6	6	222	39	101	.386	4	20	.200	47	66	.712	10	42	52	63	16	0	9	25	4	129	21.5
Brooks	6	6	200	36	96	.375	13	35	.371	14	21	.667	5	10	15	14	22	1	5	16	1	99	16.5
Clarke	6	0	177	38	56	.679	0	1	.000	23	35	.657	23	31	54	16	11	0	5	4	6	99	16.5
Jackson	6	6	147	24	61	.393	10	28	.357	13	19	.684	14	29	43	3	31	2	4	10	16	71	11.8
Jones	6	0	115	19	41	.463	10	20	.500	8	9	.889	2	16	18	25	5	0	7	9	0	56	9.3
Williams	5	0	55	8	19	.421	3	12	.250	9	10	.900	1	0	1	1	6	0	2	0	0	28	5.6
Anderson	6	1	117	12	20	.600	0	2	.000	6	7	.857	6	21	27	8	11	0	6	3	3	30	5.0
Tillman	5	3	80	11	15	.733	0	1	.000	2	5	.400	10	9	19	1	11	0	1	7	0	24	4.8
Melton	4	0	47	3	18	.167	2	14	.143	1	2	.500	0	7	7	5	5	0	2	4	0	9	2.3
Culver	1	0	5	1	2	.500	0	0	---	0	0	---	1	2	3	1	0	0	2	0	0	2	2.0
Adams	3	2	31	0	0	---	0	0	---	0	0	---	2	3	5	4	7	0	0	1	0	0	0.0
Konchar	4	0	17	0	2	.000	0	2	.000	0	0	---	0	9	9	1	2	0	1	0	0	0	0.0
GRIZZLIES	**6**	**-**	**1440**	**239**	**527**	**.454**	**69**	**190**	**.363**	**141**	**194**	**.727**	**75**	**203**	**278**	**155**	**139**	**3**	**49**	**96**	**37**	**688**	**114.7**
TIMBERWOLVES	**6**	**-**	**1440**	**218**	**492**	**.443**	**83**	**214**	**.388**	**136**	**168**	**.810**	**42**	**198**	**240**	**137**	**161**	**2**	**49**	**106**	**47**	**655**	**109.2**

	SINGLE-GAME HIGHS							AVERAGE PER GAME							CAREER HIGHS (C=SET, T=TIED THIS SERIES)						
PLAYER	MIN	REB	AST	ST	TO	BL	PTS	MIN	REB	AST	STL	TO	BLK	PTS	FG	FGA	FT	FTA	REB	AST	PTS
Bane	45	6	4	2	5	3	34	38.0	4.2	2.2	0.83	1.8	1.17	23.5	11C	20C	5T	5T	7	6	34C
Morant	45	13	15	3	7	3	32	37.1	8.7	10.5	1.50	4.2	0.67	21.5	15	31	16C	20T	13C	15C	47
Brooks	37	4	4	1	4	1	24	33.3	2.5	2.3	0.83	2.7	0.17	16.5	13	28	7T	10C	7	8	31
Clarke	37	15	5	2	1	3	21	29.4	9.0	2.7	0.83	0.7	1.00	16.5	9C	14C	8C	8C	15C	5C	21C
Jackson	34	14	1	2	4	7	18	24.5	7.2	0.5	0.67	1.7	2.67	11.8	10	21	9	11	14C	3	33
Jones	26	5	6	2	3	0	13	19.1	3.0	4.2	1.17	1.5	0.00	9.3	8	18	5C	5C	9	9	21
Williams	19	1	1	1	0	0	13	11.0	0.2	0.2	0.40	0.0	0.00	5.6	5	9	6C	6C	5	2	14
Anderson	26	6	3	2	2	1	8	19.6	4.5	1.3	1.00	0.5	0.50	5.0	8	15	4	7	13	7	20
Tillman	21	7	1	1	3	0	13	15.9	3.8	0.2	0.20	1.4	0.00	4.8	6C	7C	1T	4C	7C	2	13C
Melton	18	2	3	1	2	0	7	11.7	1.8	1.3	0.50	1.0	0.00	2.3	5	14	2	2T	8	4	15
Culver	5	3	1	2	0	0	2	4.7	3.0	1.0	2.00	0.0	0.00	2.0	2	6	1	2	3T	1C	5
Adams	24	3	3	0	1	0	0	10.2	1.7	1.3	0.00	0.3	0.00	0.0	9	14	7	9	17	3T	19
Konchar	10	6	1	1	0	0	0	4.3	2.3	0.3	0.25	0.0	0.00	0.0	3	5	2	2	6C	2	9
GRIZZLIES	**240**	**55**	**31**	**10**	**19**	**9**	**124**	**240.0**	**46.3**	**25.8**	**8.17**	**16.0**	**6.17**	**114.7**	**47**	**111**	**39**	**47**	**60**	**37**	**134**
OPPONENTS	**240**	**46**	**32**	**12**	**23**	**11**	**130**	**240.0**	**40.0**	**22.8**	**8.17**	**17.7**	**7.83**	**109.2**	**53**	**104**	**42**	**50**	**70**	**34**	**142**

MINNESOTA TIMBERWOLVES 2022 FIRST ROUND VS. MEMPHIS GRIZZLIES

				FIELD GOALS			3-POINT FG			FREE THROWS			REBOUNDS										
PLAYER	G	GS	MIN	FG	FGA	PCT	FG	FGA	PCT	FT	FTA	PCT	OFF	DEF	TOT	AST	PF	DQ	STL	TO	BLK	PTS	AVG
Edwards	6	6	227	50	110	.455	23	57	.404	28	34	.824	4	21	25	18	22	0	7	15	7	151	25.2
Towns	6	6	222	39	80	.488	10	22	.455	43	50	.860	11	54	65	13	25	0	4	27	12	131	21.8
Russell	6	6	196	24	72	.333	12	31	.387	12	16	.750	0	15	15	40	17	0	9	17	0	72	12.0
Beverley	6	6	194	21	49	.429	9	26	.346	15	22	.682	4	15	19	29	28	2	7	12	7	66	11.0
McDaniels	6	0	130	18	34	.529	10	20	.500	10	12	.833	5	12	17	4	18	0	2	6	11	56	9.3
Beasley	6	0	119	19	44	.432	8	25	.320	5	6	.833	2	18	20	4	9	0	2	7	1	51	8.5
McLaughlin	5	0	83	12	17	.706	4	7	.571	3	4	.750	0	12	12	17	5	0	5	2	0	31	6.2
Nowell	1	0	12	3	10	.300	0	5	.000	0	0	---	0	0	0	1	1	0	1	0	0	6	6.0
Prince	5	0	65	10	27	.370	4	14	.286	6	7	.857	1	7	8	6	5	0	2	4	1	30	6.0
Vanderbilt	6	6	129	13	27	.481	0	0	---	7	10	.700	12	31	43	4	16	0	7	5	2	33	5.5
Reid	5	0	54	7	17	.412	3	7	.429	7	7	1.000	2	12	14	0	14	0	1	5	6	24	4.8
Monroe	2	0	7	2	5	.400	0	0	---	0	0	---	1	1	2	1	1	0	2	1	0	4	2.0
Okogie	1	0	2	0	0	---	0	0	---	0	0	---	0	0	0	0	0	0	0	0	0	0	0.0
TIMBERWOLVES	**6**	**-**	**1440**	**218**	**492**	**.443**	**83**	**214**	**.388**	**136**	**168**	**.810**	**42**	**198**	**240**	**137**	**161**	**2**	**49**	**106**	**47**	**655**	**109.2**
GRIZZLIES	**6**	**-**	**1440**	**239**	**527**	**.454**	**69**	**190**	**.363**	**141**	**194**	**.727**	**75**	**203**	**278**	**155**	**139**	**3**	**49**	**96**	**37**	**688**	**114.7**

	SINGLE-GAME HIGHS							AVERAGE PER GAME							CAREER HIGHS (C=SET, T=TIED THIS SERIES)						
PLAYER	MIN	REB	AST	ST	TO	BL	PTS	MIN	REB	AST	STL	TO	BLK	PTS	FG	FGA	FT	FTA	REB	AST	PTS
Edwards	41	7	6	2	5	3	36	37.8	4.2	3.0	1.17	2.5	1.17	25.2	12C	24C	8C	8C	7C	6C	36C
Towns	43	14	4	3	7	5	33	36.9	10.8	2.2	0.67	4.5	2.00	21.8	11C	19C	14C	17C	16	4T	33C
Russell	39	5	9	3	4	0	22	32.7	2.5	6.7	1.50	2.8	0.00	12.0	12	27	5T	5T	7	9C	26
Beverley	38	6	6	3	5	2	17	32.3	3.2	4.8	1.17	2.0	1.17	11.0	8	15	6	7C	14	7	21
McDaniels	33	7	2	1	4	3	24	21.6	2.8	0.7	0.33	1.0	1.83	9.3	8C	9C	4C	4C	7C	2C	24C
Beasley	30	6	2	1	2	1	23	19.8	3.3	0.7	0.33	1.2	0.17	8.5	8C	14C	3T	8	9	3	23C
McLaughlin	25	5	4	2	2	0	16	16.6	2.4	3.4	1.00	0.4	0.00	6.2	5C	6C	2C	2C	5C	4C	16C
Nowell	12	0	1	1	0	0	6	11.9	0.0	1.0	1.00	0.0	0.00	6.0	3C	10C	0C	0C	0C	1C	6C
Prince	19	3	3	2	2	1	12	13.1	1.6	1.2	0.40	0.8	0.20	6.0	7	11	4C	4C	7	4	16
Vanderbilt	35	13	2	3	2	1	12	21.5	7.2	0.7	1.17	0.8	0.33	5.5	6C	8C	6C	8C	13C	2C	12C
Reid	20	7	0	1	3	2	12	10.8	2.8	0.0	0.20	1.0	1.20	4.8	4C	7C	6C	6C	7C	0C	12C
Monroe	7	2	1	2	1	0	4	3.6	1.0	0.5	1.00	0.5	0.00	2.0	6	13	7	10	15	3	18
Okogie	2	0	0	0	0	0	0	2.2	0.0	0.0	0.00	0.0	0.00	0.0	0C	0C	0C	0C	0C	0C	0C
TIMBERWOLVES	**240**		**46**	**32**	**12**	**23**	**11**	**130**	**240.0**	**40.0**	**22.8**	**8.17**	**17.7**	**7.83**	**109.2**	**47**	**96**	**32**	**44**	**58**	**32C**	**130C**
OPPONENTS	**240**		**55**	**31**	**10**	**19**	**9**	**124**	**240.0**	**46.3**	**25.8**	**8.17**	**16.0**	**6.17**	**114.7**	**46**	**98**	**32T**	**43T**	**58**	**34**	**125**

MEMPHIS GRIZZLIES 2022 WESTERN CONFERENCE SEMIFINALS VS. GOLDEN STATE WARRIORS

				FIELD GOALS			3-POINT FG			FREE THROWS			REBOUNDS									
PLAYER	G	GS	MIN	FG	FGA	PCT	FG	FGA	PCT	FT	FTA	PCT	OFF	DEF	TOT	AST	PF	DQ	STL	TO	BLK	PTS	AVG
Morant	3	3	115	42	83	.506	13	30	.433	18	21	.857	3	17	20	25	6	0	9	7	0	115	38.3
Jackson	6	6	185	35	95	.368	17	44	.386	27	34	.794	12	26	38	8	22	1	5	7	14	114	19.0
Bane	6	6	200	28	63	.444	16	33	.485	12	15	.800	4	16	20	13	11	0	6	5	2	84	14.0
Brooks	5	5	136	24	76	.316	12	37	.324	2	4	.500	3	12	15	16	14	0	6	6	2	62	12.4
Jones	6	3	148	20	58	.345	8	25	.320	6	6	1.000	2	19	21	29	3	0	7	4	2	54	9.0
Williams	5	1	112	15	33	.455	8	24	.333	3	3	1.000	3	12	15	4	8	0	3	2	0	41	8.2
Clarke	6	0	120	18	35	.514	0	0	---	13	19	.684	14	15	29	8	12	0	4	8	4	49	8.2
Melton	6	0	123	18	47	.383	9	30	.300	2	2	1.000	9	15	24	11	4	0	8	10	5	47	7.8
Anderson	6	0	103	17	31	.548	3	10	.300	5	11	.455	4	21	25	13	11	0	5	7	4	42	7.0
Adams	4	3	83	9	21	.429	0	0	---	6	11	.545	13	27	40	11	5	0	1	3	1	24	6.0
Tillman	4	3	60	7	10	.700	1	1	1.000	1	1	1.000	3	8	11	5	5	0	5	3	1	16	4.0
Culver	2	0	18	2	8	.250	0	2	.000	1	2	.500	1	3	4	0	4	0	0	2	0	5	2.5
Konchar	4	0	38	3	9	.333	1	4	.250	2	2	1.000	3	7	10	4	5	0	2	1	1	9	2.3
GRIZZLIES	**6**	**-**	**1440**	**238**	**569**	**.418**	**88**	**240**	**.367**	**98**	**131**	**.748**	**74**	**198**	**272**	**147**	**110**	**1**	**61**	**72**	**36**	**662**	**110.3**
WARRIORS	**6**	**-**	**1440**	**251**	**547**	**.459**	**81**	**237**	**.342**	**83**	**105**	**.790**	**73**	**230**	**303**	**163**	**124**	**0**	**33**	**109**	**34**	**666**	**111.0**

	SINGLE-GAME HIGHS							AVERAGE PER GAME							CAREER HIGHS (C=SET, T=TIED THIS SERIES)						
PLAYER	MIN	REB	AST	ST	TO	BL	PTS	MIN	REB	AST	STL	TO	BLK	PTS	FG	FGA	FT	FTA	REB	AST	PTS
Morant	41	9	10	3	3	0	47	38.4	6.7	8.3	3.00	2.3	0.00	38.3	15T	31C	16	20	13	15	47T
Jackson	38	10	3	2	3	5	33	30.8	6.3	1.3	0.83	1.2	2.33	19.0	10C	21C	9	11	14	3T	33C
Bane	44	7	6	3	2	1	25	33.3	3.3	2.2	1.00	0.8	0.33	14.0	11	20	5T	5T	7C	6C	34
Brooks	39	5	8	3	4	1	30	27.1	3.0	3.2	1.20	1.2	0.40	12.4	13	28C	7	10	7	8C	31
Jones	41	9	9	2	2	1	21	24.6	3.5	4.8	1.17	0.7	0.33	9.0	8C	18C	5	5	9C	9C	21C
Williams	30	5	2	1	1	0	14	22.5	3.0	0.8	0.60	0.4	0.00	8.2	5C	9C	6	6	5C	2C	14C
Clarke	31	8	4	1	4	2	12	20.0	4.8	1.3	0.67	1.3	0.67	8.2	9	14	8	8	15	5	21
Melton	27	8	4	3	4	3	14	20.5	4.0	1.8	1.33	1.7	0.83	7.8	5T	14C	2	2	8C	4C	15
Anderson	23	8	7	2	2	2	17	17.2	4.2	2.2	0.83	1.2	0.67	7.0	8	15	4	7C	13	7C	20
Adams	28	15	3	1	2	1	10	20.8	10.0	2.8	0.25	0.8	0.25	6.0	9	14	7	9	17	3T	19
Tillman	22	6	2	3	2	1	7	14.9	2.8	1.3	1.25	0.8	0.25	4.0	6	7	1T	4	7	2C	13
Culver	12	3	0	0	2	0	5	8.8	2.0	0.0	0.00	1.0	0.00	2.5	2C	6C	1C	2C	3T	1	5C
Konchar	16	4	2	2	1	1	9	9.5	2.5	1.0	0.50	0.3	0.25	2.3	3C	5C	2C	2C	6	2C	9C
GRIZZLIES	**240**	**55**	**37**	**13**	**16**	**10**	**134**	**240.0**	**45.3**	**24.5**	**10.17**	**12.0**	**6.00**	**110.3**	**47C**	**111**	**39**	**47**	**60**	**37C**	**134C**
OPPONENTS	**240**	**70**	**34**	**10**	**22**	**10**	**142**	**240.0**	**50.5**	**27.2**	**5.50**	**18.2**	**5.67**	**111.0**	**53C**	**104C**	**42**	**50**	**70C**	**34C**	**142C**

GOLDEN STATE WARRIORS 2022 WESTERN CONFERENCE SEMIFINALS VS. MEMPHIS GRIZZLIES

				FIELD GOALS			3-POINT FG			FREE THROWS			REBOUNDS									
PLAYER	G	GS	MIN	FG	FGA	PCT	FG	FGA	PCT	FT	FTA	PCT	OFF	DEF	TOT	AST	PF	DQ	STL	TO	BLK	PTS	AVG
Curry	6	6	214	50	121	.413	23	70	.329	33	37	.892	3	26	29	35	15	0	4	15	3	156	26.0
Thompson	6	6	213	43	106	.406	20	55	.364	5	7	.714	2	28	30	15	11	0	7	11	6	111	18.5
Poole	6	0	179	40	86	.465	12	38	.316	15	16	.938	5	20	25	26	15	0	1	19	4	107	17.8
Wiggins	6	6	198	35	75	.467	9	27	.333	11	17	.647	20	22	42	5	16	0	5	9	8	90	15.0
Kuminga	5	3	76	20	36	.556	2	9	.222	8	9	.889	4	13	17	5	8	0	1	6	1	50	10.0
Moody	2	0	21	6	10	.600	3	4	.750	0	0	---	0	4	4	1	1	0	0	1	1	15	7.5
Green	6	6	170	16	31	.516	0	6	.000	6	9	.667	8	44	52	36	22	0	4	24	5	38	6.3
Porter	5	0	106	11	25	.440	7	16	.438	2	2	1.000	6	17	23	12	12	0	6	4	2	31	6.2
Looney	6	1	111	15	23	.652	0	0	---	2	4	.500	16	33	49	12	12	0	3	5	2	32	5.3
Payton	2	2	26	4	5	.800	0	0	---	1	2	.500	4	3	7	3	4	0	1	4	1	9	4.5
Lee	6	0	73	7	17	.412	3	7	.429	0	1	.000	3	10	13	5	4	0	1	4	0	17	2.8
Bjelica	3	0	32	2	5	.400	1	2	.500	0	0	---	2	4	6	4	4	0	0	2	0	5	1.7
Toscano-Anderson	4	0	21	2	7	.286	1	3	.333	0	1	.000	0	6	6	4	0	0	0	3	1	5	1.3
WARRIORS	**6**	**-**	**1440**	**251**	**547**	**.459**	**81**	**237**	**.342**	**83**	**105**	**.790**	**73**	**230**	**303**	**163**	**124**	**0**	**33**	**109**	**34**	**666**	**111.0**
GRIZZLIES	**6**	**-**	**1440**	**238**	**569**	**.418**	**88**	**240**	**.367**	**98**	**131**	**.748**	**74**	**198**	**272**	**147**	**110**	**1**	**61**	**72**	**36**	**662**	**110.3**

	SINGLE-GAME HIGHS							AVERAGE PER GAME							CAREER HIGHS (C=SET, T=TIED THIS SERIES)						
PLAYER	MIN	REB	AST	ST	TO	BL	PTS	MIN	REB	AST	STL	TO	BLK	PTS	FG	FGA	FT	FTA	REB	AST	PTS
Curry	40	9	8	1	5	2	32	35.7	4.8	5.8	0.67	2.5	0.50	26.0	18	35	16	16	15	15	47
Thompson	42	9	4	3	3	3	30	35.4	5.0	2.5	1.17	1.8	1.00	18.5	14	31	15	16	14	7	41
Poole	38	8	9	1	4	2	31	29.8	4.2	4.3	0.17	3.2	0.67	17.8	12C	20C	7	9	8C	9T	31C
Wiggins	41	11	2	2	3	3	18	33.0	7.0	0.8	0.83	1.5	1.33	15.0	11	20	4T	7C	11T	5	27
Kuminga	24	6	2	1	4	1	18	15.3	3.4	1.0	0.20	1.2	0.20	10.0	8C	16C	6	8	8	2C	18C
Moody	17	3	1	0	1	1	10	10.6	2.0	0.5	0.00	0.5	0.50	7.5	4T	7T	1	2	3C	1T	10T
Green	39	15	8	3	5	1	14	28.3	8.7	6.0	0.67	4.0	0.83	6.3	13	23	9	10	19	13	37
Porter	26	9	4	2	2	2	13	21.2	4.6	2.4	1.20	0.8	0.40	6.2	8	15	9	10	11	5	20
Looney	35	22	5	1	2	1	8	18.5	8.2	2.0	0.50	0.8	0.33	5.3	10	14	7	8	22C	5C	21
Payton	23	7	3	1	4	1	8	13.0	3.5	1.5	0.50	2.0	0.50	4.5	6	8	3	4	7C	3T	15
Lee	24	3	4	1	1	0	10	12.2	2.2	0.8	0.17	0.7	0.00	2.8	4C	6T	2	2	6	4C	10C
Bjelica	20	3	2	0	1	0	5	10.5	2.0	1.3	0.00	0.7	0.00	1.7	5	9	4	5	8	3	16
Toscano-Anderson	16	5	2	0	3	1	5	5.1	1.5	1.0	0.00	0.8	0.25	1.3	2C	5C	1	2	5C	2C	5C
WARRIORS	**240**	**70**	**34**	**10**	**22**	**10**	**142**	**240.0**	**50.5**	**27.2**	**5.50**	**18.2**	**5.67**	**111.0**	**58**	**140**	**48**	**58**	**87**	**40**	**143**
OPPONENTS	**240**	**55**	**37**	**13**	**16**	**10**	**134**	**240.0**	**45.3**	**24.5**	**10.17**	**12.0**	**6.00**	**110.3**	**58**	**135**	**46**	**64**	**97**	**39**	**141**

MEMPHIS GRIZZLIES 2021 FIRST ROUND VS. UTAH JAZZ

				FIELD GOALS			3-POINT FG			FREE THROWS			REBOUNDS									
PLAYER	G	GS	MIN	FG	FGA	PCT	FG	FGA	PCT	FT	FTA	PCT	OFF	DEF	TOT	AST	PF	DQ	STL	TO	BLK	PTS	AVG
Morant	5	5	203	55	113	.487	10	31	.323	31	40	.775	7	17	24	41	9	0	2	17	0	151	30.2
Brooks	5	5	175	50	97	.515	8	20	.400	21	26	.808	5	16	21	11	17	1	7	9	2	129	25.8
Valančičnas	5	5	166	33	58	.569	2	8	.250	7	8	.875	20	29	49	13	18	0	3	10	3	75	15.0
Ja. Jackson	5	5	137	23	54	.426	8	28	.286	14	16	.875	9	19	28	5	21	0	5	4	6	68	13.6
Anderson	5	5	142	18	42	.429	3	12	.250	3	4	.750	4	21	25	16	9	0	14	4	0	42	8.4
Allen	5	0	116	12	33	.364	8	21	.381	0	1	.000	3	10	13	1	13	0	2	1	1	32	6.4
Melton	5	0	83	11	31	.355	6	20	.300	3	5	.600	4	12	16	5	7	0	1	3	4	31	6.2
Bane	5	0	99	11	19	.579	6	12	.500	0	0	---	2	15	17	10	6	0	4	3	2	28	5.6
Jones	5	0	47	6	17	.353	1	4	.250	2	2	1.000	1	6	7	6	1	0	1	0	0	15	3.0
Clarke	2	0	9	1	2	.500	0	0	---	0	0	---	0	1	1	0	0	0	0	0	1	2	1.0
Tillman	3	0	18	1	5	.200	0	1	.000	0	0	---	1	2	3	1	2	0	1	1	0	2	.07
Konchar	1	0	3	0	1	.000	0	1	.000	0	0	---	0	1	1	0	0	0	0	0	1	0	0.0
Winslow	1	0	3	0	0	---	0	0	---	0	0	---	0	1	1	1	0	0	0	0	0	0	0.0
GRIZZLIES	**5**	**-**	**1200**	**221**	**472**	**.468**	**52**	**158**	**.329**	**81**	**102**	**.794**	**56**	**150**	**206**	**110**	**103**	**1**	**40**	**52**	**20**	**575**	**115.0**
JAZZ	**5**	**-**	**1200**	**211**	**432**	**.488**	**84**	**207**	**.406**	**111**	**132**	**.847**	**49**	**179**	**228**	**115**	**96**	**1**	**26**	**68**	**31**	**617**	**123.4**

	SINGLE-GAME HIGHS							AVERAGE PER GAME							CAREER HIGHS (C=SET, T=TIED THIS SERIES)						
PLAYER	MIN	REB	AST	ST	TO	BLK	PTS	MIN	REB	AST	STL	TO	BLK	PTS	FG	FGA	FT	FTA	REB	AST	PTS
Morant	43	7	12	1	6	0	47	40.5	4.8	8.2	0.40	3.4	0.00	30.2	15C	26C	15C	20C	7C	12C	47C
Brooks	40	7	3	2	3	2	31	34.9	4.2	2.2	1.40	1.8	0.40	25.8	13C	26C	7C	8C	7C	3C	31C
Valanciunas	39	13	5	2	4	1	18	33.1	9.8	2.6	0.60	2.0	0.60	15.0	10	19	7	9	21	5C	24
Ja. Jackson	31	9	3	3	2	3	21	27.5	5.6	1.0	1.00	0.8	1.20	13.6	9C	18C	9C	11C	9C	3C	21C
Anderson	36	13	5	6	2	0	14	28.4	5.0	3.2	2.80	0.8	0.00	8.4	8	15	4	4T	13C	5T	20
Allen	30	3	1	1	1	1	17	23.1	2.6	0.2	0.40	0.2	0.20	6.4	6C	11C	5	7	3C	1C	17C
Melton	23	5	2	1	1	1	15	16.7	3.2	1.0	0.20	0.6	0.80	6.2	5C	9C	2C	2C	5C	2C	15C
Bane	24	4	4	2	2	1	8	19.8	3.4	2.0	0.80	0.6	0.40	5.6	3C	6C	0C	0C	4C	4C	8C
Jones	17	3	3	1	0	0	6	9.3	1.4	1.2	0.20	0.0	0.00	3.0	2C	6C	2C	2C	5	3T	6C
Clarke	7	1	0	0	0	1	2	4.7	0.5	0.0	0.00	0.0	0.50	1.0	1C	2C	0C	0C	1C	0C	2C
Tillman	8	2	1	1	1	0	2	5.9	1.0	0.3	0.33	0.3	0.00	0.7	1C	3C	0C	0C	2C	1C	2C
Konchar	3	1	0	0	0	1	0	2.8	1.0	0.0	0.00	0.0	1.00	0	0C	1C	0C	0C	1C	0C	0C
Winslow	3	1	1	0	0	0	0	2.8	1.0	1.0	0.00	0.0	0.00	0.0	4	11	7	8	10	5	19
GRIZZLIES	**240**	**50**	**26**	**12**	**14**	**6**	**129**	**240.0**	**41.2**	**22.0**	**8.00**	**10.4**	**4.00**	**115.0**	**46C**	**111**	**39**	**47**	**60**	**30**	**129C**
OPPONENTS	**240**	**51**	**28**	**10**	**16**	**11**	**141**	**240.0**	**45.6**	**23.0**	**5.20**	**13.6**	**6.20**	**123.4**	**49C**	**97**	**42**	**50**	**58**	**29**	**141C0**

UTAH JAZZ 2021 FIRST ROUND VS. MEMPHIS GRIZZLIES

				FIELD GOALS			3-POINT FG			FREE THROWS			REBOUNDS									
PLAYER	G	GS	MIN	FG	FGA	PCT	FG	FGA	PCT	FT	FTA	PCT	OFF	DEF	TOT	AST	PF	DQ	STL	TO	BLK	PTS	AVG
Mitchell	4	4	120	36	80	.450	14	35	.400	28	31.	.903	1	11	12	23	7	0	5	11	1	114	28.5
Clarkson	5	0	126	31	76	.408	10	42	.238	21	21	1.000	3	13	16	7	6	0	3	14	3	93	18.6
Bogdanovic	5	5	165	30	61	.492	13	30	.433	19	21	.905	3	21	24	8	7	0	6	13	0	92	18.4
Conley	5	5	150	28	60	.467	17	31	.548	14	14	1.000	2	17	19	43	13	0	1	8	3	87	17.4
Gobert	5	5	162	35	45	.778	0	0	---	17	30	.567	21	44	65	6	21	1	0	7	16	87	17.4
O'Neale	5	5	172	20	39	.513	15	28	.536	0	0	---	6	29	35	9	16	0	8	1	1	55	11.0
Ingles	5	1	135	10	25	.400	7	20	.350	3	3	1.000	0	14	14	14	7	0	2	4	0	30	6.0
Niang	5	0	70	9	26	.346	8	20	.400	4	4	1.000	2	10	12	3	8	0	0	3	1	30	6.0
Favors	5	0	75	12	15	.800	0	0	---	5	7	.714	10	18	28	2	9	0	0	2	6	29	5.8
Brantley	1	0	2	0	1	.000	0	0	---	0	0	---	0	1	1	0	0	0	0	1	0	0	0.0
Forrest	1	0	4	0	1	.000	0	0	---	0	0	---	0	0	0	0	0	0	0	0	0	0	0.0
Morgan	1	0	2	0	0	---	0	0	---	0	0	---	1	1	2	0	0	0	0	0	0	0	0.0
Oni	3	0	13	0	1	.000	0	1	.000	0	0	---	0	0	0	0	2	0	1	0	0	0	0.0
Thomas	1	0	2	0	2	.000	0	0	---	0	0	---	0	0	0	0	0	0	0	0	0	0	0.0
JAZZ	**5**	**-**	**1200**	**211**	**432**	**.488**	**84**	**207**	**.406**	**111**	**131**	**.847**	**49**	**179**	**228**	**115**	**96**	**1**	**26**	**68**	**31**	**617**	**123.4**
GRIZZLIES	**5**	**-**	**1200**	**221**	**472**	**.468**	**52**	**158**	**.329**	**81**	**102**	**.794**	**56**	**150**	**206**	**110**	**103**	**1**	**40**	**52**	**20**	**575**	**115.0**

	SINGLE-GAME HIGHS							AVERAGE PER GAME							CAREER HIGHS (C=SET, T=TIED THIS SERIES)						
PLAYER	MIN	REB	AST	ST	TO	BLK	PTS	MIN	REB	AST	STL	TO	BLK	PTS	FG	FGA	FT	FTA	REB	AST	PTS
Mitchell	35	6	10	2	4	1	30	29.9	3.0	5.8	1.25	2.8	0.25	28.5	19	33	17	18	11	11	57
Clarkson	31	6	3	2	4	2	24	25.2	3.2	1.4	0.60	2.8	0.60	18.6	9T	20C	7C	7C	6C	4	26
Bogdanovic	37	8	4	2	4	0	29	32.9	4.8	1.6	1.20	2.6	0.00	18.4	11	21	9T	10	10	4T	30
Conley	37	6	15	1	2	2	27	29.9	3.8	8.6	0.20	1.6	0.60	17.4	13	23	12	17	10	15C	35
Gobert	36	15	3	0	3	4	23	32.5	13.0	1.2	0.00	1.4	3.20	17.4	11	15	7T	15	18	4	24
O'Neale	37	9	3	4	1	1	17	34.5	7.0	1.8	1.60	0.2	0.20	11.0	8	13	4	4	11	8	18
Ingles	33	5	4	1	2	0	14	27.1	2.8	2.8	0.40	0.8	0.00	6.0	10	15	3T	5	8	11	27
Niang	16	7	2	0	1	1	8	14.0	2.4	0.6	0.00	0.6	0.20	6.0	6	10	2T	2T	7T	3	16
Favors	23	11	1	0	1	4	12	15.1	5.6	0.4	0.00	0.4	1.20	5.8	8	14	8	12	16	3	20
Brantley	2	1	0	0	1	0	0	2.3	1.0	0.0	0.00	1.0	0.00	0.0	0T	3	1	2	2	2	1
Forrest	4	0	0	0	0	0	4.3	0.0	0.0	0.00	0.0	0.00	0.0	0C	1C	0C	0C	0C	0C	0C	0C
Morgan	2	2	0	0	0	0	0	2.3	2.0	0.0	0.00	0.0	0.00	0.0	2	5	1	4	7	3	5
Oni	10	0	0	1	0	0	0	4.4	0.0	0.0	0.33	0.0	0.00	0.0	2	3	0T	0T	4	0T	5
Thomas	2	0	0	0	0	0	0	2.3	0.0	0.0	0.00	0.0	0.00	0.0	5	6	0T	0T	4	3	12
JAZZ	**240**	**51**	**28**	**10**	**16**	**11**	**141**	**240.0**	**45.6**	**23.0**	**5.20**	**13.6**	**6.20**	**123.4**	**54**	**102**	**48**	**55**	**60**	**40**	**141C**
OPPONENTS	**240**	**50**	**26**	**12**	**14**	**6**	**129**	**240.0**	**41.2**	**22.0**	**8.00**	**10.4**	**4.00**	**115.0**	**54**	**106**	**42**	**50**	**65**	**36**	**140**

MEMPHIS GRIZZLIES 2017 FIRST ROUND VS. SAN ANTONIO SPURS

				FIELD GOALS			3-POINT FG			FREE THROWS			REBOUNDS									
PLAYER	G	GS	MIN	FG	FGA	PCT	FG	FGA	PCT	FT	FTA	PCT	OFF	DEF	TOT	AST	PF	DQ	STL	TO	BLK	PTS	AVG
Conley	6	6	224	50	103	.485	17	38	.447	31	37	.838	1	19	20	42	11	0	10	12	3	148	24.7
Gasol	6	6	240	39	83	.470	7	12	.583	31	33	.939	7	32	39	25	22	0	2	15	4	116	19.3
Randolph	6	4	191	35	83	.422	1	7	.143	8	11	.727	9	40	49	4	14	0	5	7	2	79	13.2
Carter	6	6	195	20	42	.476	8	20	.400	7	7	1.000	4	16	20	9	15	0	2	10	0	55	9.2
Ennis	6	4	159	16	38	.421	6	19	.316	12	14	.857	8	17	25	7	20	0	5	7	2	50	8.3
Green	6	2	118	17	36	.472	7	16	.438	3	3	1.000	3	17	20	2	21	0	0	4	0	44	7.3
Harrison	6	0	119	13	29	.448	5	13	.385	8	9	.889	4	7	11	13	14	0	3	3	1	39	6.5
Selden	6	2	106	9	26	.346	2	11	.182	3	4	.750	3	6	9	7	8	0	1	2	1	23	3.8
Davis	3	0	11	3	5	.600	0	0	---	1	2	.500	2	3	5	0	2	0	0	0	0	7	2.3
Wright	2	0	12	2	5	.400	0	0	---	0	0	---	1	1	2	0	0	0	0	1	2	4	2.0
Daniels	6	0	68	3	9	.333	3	9	.333	0	0	---	1	4	5	2	1	0	2	2	0	9	1.5
Baldwin	3	0	12	0	1	.000	0	0	---	2	2	1.000	1	3	4	2	3	0	0	0	0	2	0.7
Martin	3	0	10	1	3	.333	0	0	---	0	0	---	2	2	4	0	2	0	1	0	0	2	0.7
GRIZZLIES	**6**	**-**	**1465**	**208**	**463**	**.449**	**56**	**145**	**.386**	**106**	**122**	**.869**	**46**	**167**	**213**	**113**	**133**	**0**	**31**	**68**	**15**	**578**	**96.3**
SPURS	**6**	**-**	**1465**	**223**	**463**	**.482**	**59**	**144**	**.410**	**123**	**149**	**.826**	**59**	**181**	**240**	**98**	**115**	**0**	**31**	**68**	**23**	**628**	**104.7**

	SINGLE-GAME HIGHS							AVERAGE PER GAME							CAREER HIGHS (C=SET, T=TIED THIS SERIES)						
PLAYER	MIN	REB	AST	ST	TO	BL	PTS	MIN	REB	AST	STL	TO	BLK	PTS	FG	FGA	FT	FTA	REB	AST	PTS
Conley	45	9	8	4	3	1	35	37.3	3.3	7.0	1.67	2.0	0.50	24.7	13C	23C	12	17	10	13	35C
Gasol	46	12	7	2	8	2	32	40.0	6.5	4.2	0.33	2.5	0.67	19.3	11T	23	13	14	21	7T	32C
Randolph	38	11	1	3	2	1	21	31.9	8.2	0.7	0.83	1.2	0.33	13.2	12	25	16	17	21	6	34
Carter	36	5	3	1	4	0	13	32.5	3.3	1.5	0.33	1.7	0.00	9.2	19	37	15	19	15	10	50
Ennis	32	8	2	2	4	1	12	26.5	4.2	1.2	0.83	1.2	0.33	8.3	4C	10C	5C	6C	8C	2C	12C
Green	26	6	1	0	2	0	14	19.6	3.3	0.3	0.00	0.7	0.00	7.3	5T	8C	2T	2T	7	2	14C
Harrison	25	3	6	1	1	1	10	19.8	1.8	2.2	0.50	0.5	0.17	6.5	4C	7C	3C	4C	3C	6C	10C
Selden	28	3	3	1	1	1	10	17.7	1.5	1.2	0.17	0.3	0.17	3.8	4C	9C	2C	2C	3C	3C	10C
Davis	7	4	0	0	0	0	7	3.8	1.7	0.0	0.00	0.0	0.00	2.3	3C	3C	1C	2C	4C	0C	7C
Wright	7	1	0	0	1	2	4	6.2	1.0	0.0	0.00	0.5	1.00	2.0	4	5	3	5	5	3	11
Daniels	21	2	2	1	1	0	6	11.4	0.8	0.3	0.33	0.3	0.00	1.5	5	7	3	3	3	2C	17
Baldwin	7	2	1	0	0	0	2	4.1	1.3	0.7	0.00	0.0	0.00	0.7	0C	1C	2C	2C	2C	1C	2C
Martin	6	2	0	1	0	0	2	3.2	1.3	0.0	0.33	0.0	0.00	0.7	2	5	2	4	4	1	5
GRIZZLIES	**265**	**51**	**22**	**8**	**23**	**6**	**110**	**244.2**	**35.5**	**18.8**	**5.17**	**11.3**	**2.50**	**96.3**	**45**	**111**	**39**	**47**	**60**	**30**	**123**
OPPONENTS	**265**	**46**	**23**	**11**	**16**	**11**	**116**	**244.2**	**40.0**	**16.3**	**5.17**	**11.3**	**3.83**	**104.7**	**43**	**97C**	**42**	**50**	**58**	**29**	**133**

SAN ANTONIO SPURS 2017 FIRST ROUND VS. MEMPHIS GRIZZLIES

				FIELD GOALS			3-POINT FG			FREE THROWS			REBOUNDS										
PLAYER	G	GS	MIN	FG	FGA	PCT	FG	FGA	PCT	FT	FTA	PCT	OFF	DEF	TOT	AST	PF	DQ	STL	TO	BLK	PTS	AVG
Leonard	6	6	226	57	104	.548	14	29	.483	59	61	.967	6	30	36	23	12	0	12	14	1	187	31.2
Parker	6	6	163	40	75	.533	8	15	.533	10	10	1.000	1	12	13	18	8	0	3	10	0	98	16.3
Aldridge	6	6	224	34	75	.453	0	5	.000	21	27	.778	14	30	44	8	18	0	3	7	4	89	14.8
Mills	6	0	130	21	44	.477	14	27	.519	5	5	1.000	0	10	10	10	13	0	2	7	0	61	10.2
Gasol	6	0	140	15	40	.375	5	10	.500	4	7	.571	10	24	34	7	10	0	0	5	2	39	6.5
Green	6	6	145	12	34	.353	7	24	.292	4	5	.800	5	13	18	4	12	0	2	1	6	35	5.8
Lee	6	3	130	13	23	.565	0	1	.000	7	9	.778	9	20	29	5	15	0	2	2	3	33	5.5
Forbes	1	0	9	2	3	.667	1	2	.500	0	0	---	0	1	1	0	3	0	0	0	0	5	5.0
Anderson	5	0	51	9	12	.750	1	2	.500	2	3	.667	1	6	7	3	1	0	0	4	1	21	4.2
Simmons	5	0	54	7	12	.583	2	3	.667	2	5	.400	1	4	5	5	5	0	0	2	1	18	3.6
Bertans	5	0	47	5	14	.357	5	12	.417	1	2	.500	1	5	6	1	2	0	0	2	2	16	3.2
Murray	2	0	9	1	2	.500	0	0	---	3	5	.600	0	3	3	1	3	0	0	1	0	5	2.5
Ginobili	6	0	93	5	23	.217	2	14	.143	2	2	1.000	5	9	14	11	5	0	7	5	1	14	2.3
Dedmon	5	3	43	2	2	1.000	0	0	---	3	8	.375	6	14	20	2	8	0	0	3	2	7	1.4
SPURS	**6**	**-**	**1465**	**223**	**463**	**.482**	**59**	**144**	**.410**	**123**	**149**	**.826**	**59**	**181**	**240**	**98**	**115**	**0**	**31**	**68**	**23**	**628**	**104.7**
GRIZZLIES	**6**	**-**	**1465**	**208**	**463**	**.449**	**56**	**145**	**.386**	**106**	**122**	**.869**	**46**	**167**	**213**	**113**	**133**	**0**	**31**	**68**	**15**	**578**	**96.3**

	SINGLE-GAME HIGHS							AVERAGE PER GAME							CAREER HIGHS (C=SET, T=TIED THIS SERIES)						
PLAYER	MIN	REB	AST	ST	TO	BL	PTS	MIN	REB	AST	STL	TO	BLK	PTS	FG	FGA	FT	FTA	REB	AST	PTS
Leonard	44	11	6	6	4	1	43	37.7	6.0	3.8	2.00	2.3	0.17	31.2	14C	30C	19C	19C	16	6C	43C
Parker	37	4	6	1	4	0	27	27.1	2.2	3.0	0.50	1.7	0.00	16.3	18	29	13	16	10	18	43
Aldridge	42	12	2	2	3	2	20	37.3	7.3	1.3	0.50	1.2	0.67	14.8	18	34	10	13	18	5	46
Mills	24	2	4	1	3	0	20	21.7	1.7	1.7	0.33	1.2	0.00	10.2	8	17	6	6	5	4T	20C
Gasol	30	11	2	0	2	1	10	23.3	5.7	1.2	0.00	0.8	0.33	6.5	14	26	11	13	19	10	36
Green	29	5	2	1	1	4	12	24.2	3.0	0.7	0.33	0.2	1.00	5.8	9	15	3	4	9	4	27
Lee	33	8	2	1	1	2	11	21.7	4.8	0.8	0.33	0.3	0.50	5.5	8	15	5	6	14	4	20
Forbes	9	1	0	0	0	0	5	8.8	1.0	0.0	0.00	0.0	0.00	5.0	2C	3C	0C	0C	1C	0C	5C
Anderson	18	3	3	0	2	1	15	10.2	1.4	0.6	0.00	0.8	0.20	4.2	6C	7C	4	4	7	3T	15C
Simmons	16	2	3	0	1	1	10	10.9	1.0	1.0	0.00	0.4	0.20	3.6	4C	6	2C	3C	3	3C	10C
Bertans	14	3	1	0	1	2	6	9.3	1.2	0.2	0.00	0.4	0.40	3.2	2C	5C	1C	2C	3C	1C	6C
Murray	7	3	1	0	1	0	4	4.7	1.5	0.5	0.00	0.5	0.00	2.5	1C	1C	2C	3C	3C	1C	4C
Ginobili	19	4	3	3	2	1	10	15.4	2.3	1.8	1.17	0.8	0.17	2.3	11	24	15	17	11	11	39
Dedmon	18	8	1	0	2	2	2	8.7	4.0	0.4	0.00	0.6	0.40	1.4	1C	1C	2C	2C	8C	1C	2C
SPURS	**265**	**46**	**23**	**11**	**16**	**11**	**116**	**244.2**	**40.0**	**16.3**	**5.17**	**11.3**	**3.83**	**104.7**	**67**	**124**	**39**	**54**	**75**	**51**	**152**
OPPONENTS	**265**	**51**	**22**	**8**	**23**	**6**	**110**	**244.2**	**35.5**	**18.8**	**5.17**	**11.3**	**2.50**	**96.3**	**58**	**111**	**49**	**51**	**65**	**40**	**141**

MEMPHIS GRIZZLIES 2016 FIRST ROUND VS. SAN ANTONIO SPURS

				FIELD GOALS			3-POINT FG			FREE THROWS			REBOUNDS									
PLAYER	G	GS	MIN	FG	FGA	PCT	FG	FGA	PCT	FT	FTA	PCT	OFF	DEF	TOT	AST	PF	DQ	STL	TO	BLK	PTS	AVG
Randolph	4	4	120	23	62	.371	0	0	---	6	7	.857	15	20	35	7	10	0	1	7	0	52	13.0
Stephenson	4	0	95	23	44	.523	2	5	.400	4	5	.800	1	5	6	7	10	0	1	3	0	52	13.0
V. Carter	4	4	91	15	33	.455	7	10	.700	8	8	1.000	5	10	15	5	9	0	2	3	1	45	11.3
Barnes	4	4	139	16	46	.348	3	18	.167	8	10	.800	5	23	28	11	13	0	5	13	1	43	10.8
Allen	4	2	94	10	33	.303	1	7	.143	9	13	.692	6	5	11	3	11	0	5	6	2	30	7.5
Farmar	4	4	113	10	31	.323	4	12	.333	3	3	1.000	0	6	6	16	4	0	3	10	1	27	6.8
Ja. Green	4	0	72	12	22	.545	0	1	.000	3	6	.500	5	10	15	3	12	1	3	4	5	27	6.8
Munford	4	0	89	9	28	.321	1	8	.125	0	2	.000	1	8	9	10	8	0	6	5	3	19	4.8
Martin	2	0	46	3	8	.375	0	0	---	3	6	.500	4	3	7	1	4	0	3	3	0	9	4.5
Andersen	4	2	79	5	12	.417	0	0	---	5	8	.625	13	18	31	3	4	0	2	5	3	15	3.8
Hairston	2	0	22	2	6	.333	1	3	.333	0	2	.000	0	0	0	0	1	0	1	1	0	5	2.5
GRIZZLIES	**4**	**-**	**960**	**128**	**325**	**.394**	**19**	**64**	**.297**	**49**	**70**	**.700**	**55**	**108**	**163**	**66**	**86**	**1**	**32**	**62**	**16**	**324**	**81.0**
SPURS	**4**	**-**	**960**	**148**	**304**	**.487**	**41**	**87**	**.471**	**75**	**91**	**.824**	**32**	**136**	**168**	**86**	**70**	**0**	**39**	**56**	**37**	**412**	**103.0**

	SINGLE-GAME HIGHS							AVERAGE PER GAME							CAREER HIGHS (C=SET, T=TIED THIS SERIES)						
PLAYER	MIN	REB	AST	ST	TO	BL	PTS	MIN	REB	AST	STL	TO	BLK	PTS	FG	FGA	FT	FTA	REB	AST	PTS
Randolph	39	12	3	1	3	0	20	29.9	8.8	1.8	0.25	1.8	0.00	13.0	12	25	16	17	21	6	34
Stephenson	35	3	3	1	1	0	26	23.7	1.5	1.8	0.25	0.8	0.00	13.0	11C	19C	7	8	14	8	26C
V. Carter	28	8	2	2	1	1	16	22.7	3.8	1.3	0.50	0.8	0.25	11.3	19	37	15	19	15	10	50
Barnes	45	11	4	2	6	1	17	34.8	7.0	2.8	1.25	3.3	0.25	10.8	11	15T	7	8	11T	7	30
Allen	36	4	1	2	2	1	12	23.4	2.8	0.8	1.25	1.5	0.50	7.5	8	15	9	11	13	6	19
Farmar	33	2	6	2	5	1	8	28.3	1.5	4.0	0.75	2.5	0.25	6.8	5	11T	6	8	5	7	14
Ja. Green	22	7	2	2	3	2	10	18.1	3.8	0.8	0.75	1.0	1.25	6.8	5C	7C	2T	2T	7C	2C	10C
Munford	28	4	4	3	2	2	7	22.3	2.3	2.5	1.50	1.3	0.75	4.8	3C	10C	0C	2C	4C	4C	7C
Martin	23	4	1	2	2	0	5	23.1	3.5	0.5	1.50	1.5	0.00	4.5	2C	5C	2C	4C	4C	1C	5C
Andersen	24	13	2	1	2	1	7	19.7	7.8	0.8	0.50	1.3	0.75	3.8	7	9	7	9	14	2T	16
Hairston	12	0	0	1	1	0	5	11.1	0.0	0.0	0.50	0.5	0.00	2.5	2C	4C	0C	2C	0C	0C	5C
GRIZZLIES	**240**	**48**	**18**	**14**	**17**	**5**	**95**	**240.0**	**40.8**	**16.5**	**8.00**	**15.5**	**4.00**	**81.0**	**45**	**111**	**39**	**47**	**60**	**30**	**123**
OPPONENTS	**240**	**44**	**24**	**13**	**19**	**12**	**116**	**240.0**	**42.0**	**21.5**	**9.75**	**14.0**	**9.25**	**103.0**	**43**	**95**	**42**	**50**	**58**	**29**	**133**

SAN ANTONIO SPURS 2016 FIRST ROUND VS. MEMPHIS GRIZZLIES

				FIELD GOALS			3-POINT FG			FREE THROWS			REBOUNDS									
PLAYER	G	GS	MIN	FG	FGA	PCT	FG	FGA	PCT	FT	FTA	PCT	OFF	DEF	TOT	AST	PF	DQ	STL	TO	BLK	PTS	AVG
Leonard	4	4	126	29	55	.527	11	18	.611	17	18	.944	5	14	19	6	4	0	11	4	11	86	21.5
Aldridge	4	4	113	24	47	.511	0	0	---	10	11	.909	10	22	32	1	8	0	1	4	7	58	14.5
Mills	4	0	78	13	29	.448	10	23	.435	6	8	.750	0	5	5	7	2	0	4	4	0	42	10.5
Martin	2	0	29	7	10	.700	4	6	.667	2	3	.667	0	2	2	2	4	0	0	5	0	20	10.0
Parker	4	4	89	16	38	.421	1	6	.167	6	7	.857	0	4	4	19	6	0	2	9	0	39	9.8
Ginobili	4	0	76	8	18	.444	4	9	.444	8	10	.800	2	13	15	11	13	0	3	1	1	28	7.0
Diaw	4	0	82	11	24	.458	1	3	.333	2	2	1.000	0	8	8	13	5	0	1	3	3	25	6.3
West	4	0	72	10	18	.556	1	3	.333	4	7	.571	8	10	18	6	4	0	5	3	2	25	6.3
Marjanovic	3	0	23	6	9	.667	0	0	---	6	7	.857	0	6	6	1	5	0	0	1	0	18	6.0
Duncan	4	4	81	8	12	.667	0	0	---	7	9	.778	3	22	25	8	5	0	2	7	8	23	5.8
Green	4	4	83	8	20	.400	6	13	.462	0	0	---	0	14	14	2	3	0	7	4	3	22	5.5
Simmons	3	0	26	4	10	.400	2	3	.667	1	2	.500	3	1	4	2	4	0	2	1	0	11	3.7
Anderson	4	0	68	4	13	.308	1	2	.500	4	5	.800	1	14	15	5	6	0	1	3	2	13	3.3
Miller	2	0	15	0	1	.000	0	1	.000	2	2	1.000	0	1	1	3	1	0	0	0	0	2	1.0
SPURS	**4**	**-**	**960**	**148**	**304**	**.487**	**41**	**87**	**.471**	**75**	**91**	**.824**	**32**	**136**	**168**	**86**	**70**	**0**	**39**	**56**	**37**	**412**	**103.0**
GRIZZLIES	**4**	**-**	**960**	**128**	**325**	**.394**	**19**	**64**	**.297**	**49**	**70**	**.700**	**55**	**108**	**163**	**66**	**86**	**1**	**32**	**62**	**16**	**324**	**81.0**

	SINGLE-GAME HIGHS							AVERAGE PER GAME							CAREER HIGHS (C=SET, T=TIED THIS SERIES)						
PLAYER	MIN	REB	AST	ST	TO	BL	PTS	MIN	REB	AST	STL	TO	BLK	PTS	FG	FGA	FT	FTA	REB	AST	PTS
Leonard	42	7	4	4	2	5	32	31.4	4.8	1.5	2.75	1.0	2.75	21.5	13	22C	8	10	16	5	32T
Aldridge	33	10	1	1	2	4	17	28.2	8.0	0.3	0.25	1.0	1.75	14.5	18	34	10	13	18	5	46
Mills	20	4	2	2	2	0	16	19.5	1.3	1.8	1.00	1.0	0.00	10.5	8	17	6	6	5	4	18
Martin	17	1	1	0	4	0	10	14.6	1.0	1.0	0.00	2.5	0.00	10.0	8	17	10	10	8	3	26
Parker	24	2	7	1	3	0	16	22.3	1.0	4.8	0.50	2.3	0.00	9.8	18	29	13	16	10	18	43
Ginobili	27	7	5	1	1	1	11	18.9	3.8	2.8	0.75	0.3	0.25	7.0	11	24	15	17	11	11	39
Diaw	22	2	5	1	1	2	8	20.5	2.0	3.3	0.25	0.8	0.75	6.3	13	23	11	11	12	9	34
West	20	5	2	3	2	1	11	18.1	4.5	1.5	1.25	0.8	0.50	6.3	16	26	9	10	14	8	38
Marjanovic	10	3	1	0	1	0	8	7.7	2.0	0.3	0.00	0.3	0.00	6.0	3C	5C	4C	5C	3C	1C	8C
Duncan	26	11	4	1	2	3	7	20.2	6.3	2.0	0.50	1.8	2.00	5.8	16	30	19	23	25	11	41
Green	25	5	2	3	2	3	11	20.8	3.5	0.5	1.75	1.0	0.75	5.5	9	15	3	4	9	4	27
Simmons	15	3	1	1	1	0	8	8.5	1.3	0.7	0.67	0.3	0.00	3.7	3C	6C	1C	2C	3C	1C	8C
Anderson	21	7	3	1	1	1	5	17.0	3.8	1.3	0.25	0.8	0.50	3.3	2C	6C	4C	4C	7C	3C	5C
Miller	9	1	2	0	0	0	2	7.5	0.5	1.5	0.00	0.0	0.00	1.0	12	24	10	12	11	9	3
SPURS	**240**	**44**	**24**	**13**	**19**	**12**	**116**	**240.0**	**42.0**	**21.5**	**9.75**	**14.0**	**9.25**	**103.0**	**67**	**124**	**39**	**54**	**75**	**51**	**152**
OPPONENTS	**240**	**48**	**18**	**14**	**17**	**5**	**95**	**240.0**	**40.8**	**16.5**	**8.00**	**15.5**	**4.00**	**81.0**	**58**	**111**	**49**	**51**	**65**	**40**	**141**

MEMPHIS GRIZZLIES 2015 FIRST ROUND VS. PORTLAND TRAIL BLAZERS

				FIELD GOALS			3-POINT FG			FREE THROWS			REBOUNDS									
PLAYER	G	GS	MIN	FG	FGA	PCT	FG	FGA	PCT	FT	FTA	PCT	OFF	DEF	TOT	AST	PF	DQ	STL	TO	BLK	PTS	AVG
Gasol	5	5	192	33	79	.418	0	1	.000	36	42	.857	6	40	46	25	12	0	2	6	12	102	20.4
Lee	5	5	168	31	47	.660	6	11	.545	18	19	.947	1	12	13	7	11	0	6	4	0	86	17.2
Conley	3	3	79	18	36	.500	3	8	.375	9	10	.900	0	5	5	11	1	0	3	4	0	48	16.0
Randolph	5	5	176	30	86	.349	0	3	.000	10	12	.833	13	29	42	9	18	0	2	8	0	70	14.0
Udrih	4	0	82	19	39	.487	2	7	.286	7	8	.875	4	8	12	12	7	0	0	1	0	47	11.8
Je. Green	5	1	126	14	52	.269	2	7	.286	16	18	.889	3	25	28	8	10	0	2	5	4	46	9.2
Calathes	5	2	83	12	30	.400	6	11	.545	3	6	.500	1	10	11	10	11	0	4	6	1	33	6.6
Allen	5	4	150	11	19	.579	1	3	.333	5	7	.714	7	27	34	8	15	0	12	4	8	28	5.6
Carter	5	0	76	11	25	.440	3	11	.273	2	2	1.000	5	11	16	3	5	0	2	0	2	27	5.4
Koufos	5	0	62	7	12	.583	0	0	---	2	3	.667	8	7	15	1	9	0	2	0	4	16	3.2
Adams	1	0	1	0	0	---	0	0	---	0	0	---	0	0	0	0	0	0	1	0	0	0	0.0
Ja. Green	1	0	1	0	0	---	0	0	---	0	0	---	0	0	0	0	0	0	0	0	0	0	0.0
Leuer	2	0	4	0	0	---	0	0	---	0	0	---	0	1	1	0	1	0	0	0	0	0	0.0
GRIZZLIES	**5**	**-**	**1200**	**186**	**425**	**.438**	**23**	**62**	**.371**	**108**	**127**	**.850**	**48**	**175**	**223**	**94**	**100**	**0**	**36**	**41**	**31**	**503**	**100.6**
TRAIL BLAZERS	**5**	**-**	**1200**	**167**	**418**	**.400**	**46**	**131**	**.351**	**89**	**108**	**.824**	**50**	**171**	**221**	**83**	**103**	**3**	**17**	**58**	**26**	**469**	**93.8**

	SINGLE-GAME HIGHS							AVERAGE PER GAME							CAREER HIGHS (C=SET, T=TIED THIS SERIES)						
PLAYER	MIN	REB	AST	ST	TO	BL	PTS	MIN	REB	AST	STL	TO	BLK	PTS	FG	FGA	FT	FTA	REB	AST	PTS
Gasol	41	14	7	1	3	3	26	38.3	9.2	5.0	0.40	1.2	2.40	20.4	11	23	13C	14C	21	7T	26T
Lee	37	5	2	3	2	0	20	33.5	2.6	1.4	1.20	0.8	0.00	17.2	10	17	9C	9C	5C	5	24
Conley	29	3	6	1	2	0	18	26.4	1.7	3.7	1.00	1.3	0.00	16.0	11	22	12	17	10	13	28
Randolph	39	11	4	1	3	0	16	35.2	8.4	1.8	0.40	1.6	0.00	14.0	12	25	16	17	21	6	34
Udrih	24	7	7	0	1	0	20	20.5	3.0	3.0	0.00	0.3	0.00	11.8	9C	14C	4	4	7C	7C	20C
Je. Green	28	7	3	1	2	2	11	25.3	5.6	1.6	0.40	1.0	0.80	9.2	9	22	11	14	9	4	26
Calathes	29	4	4	3	3	1	13	16.6	2.2	2.0	0.80	1.2	0.20	6.6	4C	10C	3C	6C	4C	4C	13C
Allen	36	10	4	5	1	3	8	29.9	6.8	1.6	2.40	0.8	1.60	5.6	8	15	9	11	13	6	19
Carter	22	5	1	1	0	1	9	15.2	3.2	0.6	0.40	0.0	0.40	5.4	19	37	15	19	15	10	50
Koufos	16	7	1	1	0	3	5	12.5	3.0	0.2	0.40	0.0	0.80	3.2	4	7	2	2T	8	2	8
Adams	1	0	0	1	0	0	0	1.4	0.0	0.0	1.00	0.0	0.00	0.0	1	1	1	2	1	0T	3
Ja. Green	1	0	0	0	0	0	0	1.4	0.0	0.0	0.00	0.0	0.00	0.0	0T	2	2	2	1	0T	2
Leuer	2	1	0	0	0	0	0	1.8	0.5	0.0	0.00	0.0	0.00	0.0	3	5	2	2	7	1	9
GRIZZLIES	**240**	**56**	**21**	**10**	**11**	**9**	**115**	**240.0**	**44.6**	**18.8**	**7.20**	**8.2**	**6.20**	**100.6**	**45**	**111**	**39C**	**47**	**60**	**30**	**123**
OPPONENTS	**240**	**56**	**23**	**5**	**14**	**8**	**109**	**240.0**	**44.2**	**16.6**	**3.40**	**11.6**	**5.20**	**93.8**	**43**	**95T**	**42**	**50**	**58**	**29**	**133**

PORTLAND TRAIL BLAZERS 2015 FIRST ROUND VS. MEMPHIS GRIZZLIES

				FIELD GOALS			3-POINT FG			FREE THROWS			REBOUNDS									
PLAYER	G	GS	MIN	FG	FGA	PCT	FG	FGA	PCT	FT	FTA	PCT	OFF	DEF	TOT	AST	PF	DQ	STL	TO	BLK	PTS	AVG
Aldridge	5	5	208	37	112	.330	3	11	.273	32	36	.889	21	35	56	9	16	1	2	8	12	109	21.8
Lillard	5	5	201	39	96	.406	5	31	.161	25	32	.781	2	18	20	23	15	0	2	12	3	108	21.6
McCollum	5	1	166	32	67	.478	11	23	.478	10	13	.769	1	19	20	2	13	0	6	6	1	85	17.0
Batum	5	5	209	24	70	.343	13	39	.333	10	13	.769	6	37	43	26	11	0	1	12	1	71	14.2
Leonard	5	0	106	14	21	.667	10	13	.769	1	2	.500	6	27	33	5	17	1	2	3	2	39	7.8
Lopez	5	5	117	9	15	.600	0	0	---	8	8	1.000	9	13	22	3	15	0	1	5	5	26	5.2
Crabbe	2	1	39	4	5	.800	2	2	1.000	0	0	---	0	3	3	1	1	0	2	1	1	10	5.0
Kaman	3	0	37	4	8	.500	0	0	---	1	1	1.000	5	9	14	3	5	0	0	3	0	9	3.0
Afflalo	3	3	60	2	12	.167	1	4	.250	0	1	.000	0	7	7	2	6	1	0	3	0	5	1.7
Blake	5	0	43	2	11	.182	1	8	.125	2	2	1.000	0	1	1	8	4	0	0	2	1	7	1.4
Frazier	2	0	3	0	1	.000	0	0	---	0	0	---	0	0	0	0	0	0	0	1	0	0	0.0
Freeland	2	0	7	0	0	---	0	0	---	0	0	---	0	1	1	0	0	0	1	0	0	0	0.0
Gee	1	0	3	0	0	---	0	0	---	0	0	---	0	1	1	1	0	0	0	0	0	0	0.0
TRAIL BLAZERS	**5**	**-**	**1200**	**167**	**418**	**.400**	**46**	**131**	**.351**	**89**	**108**	**.824**	**50**	**171**	**221**	**83**	**103**	**3**	**17**	**58**	**26**	**469**	**93.8**
GRIZZLIES	**5**	**-**	**1200**	**186**	**425**	**.438**	**23**	**62**	**.371**	**108**	**127**	**.850**	**48**	**175**	**223**	**94**	**100**	**0**	**36**	**41**	**31**	**503**	**100.6**

	SINGLE-GAME HIGHS							AVERAGE PER GAME							CAREER HIGHS (C=SET, T=TIED THIS SERIES)						
PLAYER	MIN	REB	AST	ST	TO	BL	PTS	MIN	REB	AST	STL	TO	BLK	PTS	FG	FGA	FT	FTA	REB	AST	PTS
Aldridge	45	14	5	2	4	4	32	41.7	11.2	1.8	0.40	1.6	2.40	21.8	18	34C	10	13	18	5C	46
Lillard	42	8	9	1	6	1	32	40.2	4.0	4.6	0.40	2.4	0.60	21.6	12C	23C	10	12	9	11	32C
McCollum	39	5	2	2	3	1	33	33.2	4.0	0.4	1.20	1.2	0.20	17.0	12C	20C	8C	9C	5C	2C	33C
Batum	43	13	7	1	4	1	27	41.7	8.6	5.2	0.20	2.4	0.20	14.2	11	23	4T	6C	14	8	27C
Leonard	35	13	2	1	2	2	13	21.3	6.6	1.0	0.40	0.6	0.40	7.8	5C	6C	1C	2C	13C	2C	13C
Lopez	31	6	1	1	2	3	10	23.4	4.4	0.6	0.20	1.0	1.00	5.2	8	14	6	7	13	3	20
Crabbe	23	2	1	2	1	1	7	19.3	1.5	0.5	1.00	0.5	0.50	5.0	3C	3C	0C	0C	2C	1C	7C
Kaman	17	6	2	0	2	0	7	12.4	4.7	1.0	0.00	1.0	0.00	3.0	7	12	5	5	16	2T	15
Afflalo	27	6	1	0	2	0	5	20.0	2.3	0.7	0.00	1.0	0.00	1.7	8	19	4	4	6T	7	19
Blake	9	1	4	0	1	1	5	8.5	0.2	1.6	0.00	0.4	0.20	1.4	7	15	3	4	8	10	19
Frazier	3	0	0	0	1	0	0	1.7	0.0	0.0	0.00	0.5	0.00	0.0	0C	1C	0C	0C	0C	0C	0C
Freeland	4	1	0	1	0	0	0	3.7	0.5	0.0	0.50	0.0	0.00	0.0	0T	2	1	2	2	1	1
Gee	3	1	1	0	0	0	0	3.0	1.0	1.0	0.00	0.0	0.00	0.0	0C	0C	0C	0C	1C	1C	0C
TRAIL BLAZERS	**240**	**56**	**23**	**5**	**14**	**8**	**109**	**240.0**	**44.2**	**16.6**	**3.40**	**11.6**	**5.20**	**93.8**	**57**	**107**	**43**	**53**	**62**	**37**	**153**
OPPONENTS	**240**	**56**	**21**	**10**	**11**	**9**	**115**	**240.0**	**44.6**	**18.8**	**7.20**	**8.2**	**6.20**	**100.6**	**54**	**115**	**48**	**55**	**71**	**38**	**151**

MEMPHIS GRIZZLIES 2015 WESTERN CONFERENCE SEMIFINALS VS. GOLDEN STATE WARRIORS

				FIELD GOALS			3-POINT FG			FREE THROWS			REBOUNDS									
PLAYER	G	GS	MIN	FG	FGA	PCT	FG	FGA	PCT	FT	FTA	PCT	OFF	DEF	TOT	AST	PF	DQ	STL	TO	BLK	PTS	AVG
Gasol	6	6	224	38	101	.376	0	1	.000	39	46	.848	13	54	67	24	21	1	8	10	7	115	19.2
Randolph	6	6	206	41	82	.500	1	2	.500	19	21	.905	19	32	51	14	19	0	4	15	0	102	17.0
Conley	5	5	164	23	60	.383	7	25	.280	14	18	.778	0	4	4	29	9	0	8	8	0	67	13.4
Lee	6	6	199	24	53	.453	8	19	.421	4	4	1.000	2	13	15	17	13	0	6	9	0	60	10.0
Je. Green	6	1	172	22	56	.393	2	11	.182	6	8	.750	6	18	24	11	8	0	3	11	1	52	8.7
Allen	5	5	129	17	38	.447	0	4	.000	4	5	.800	7	11	18	7	12	0	12	9	3	38	7.6
Carter	6	0	120	16	42	.381	4	17	.235	6	7	.857	8	23	31	8	12	0	5	7	0	42	7.0
Udrih	6	0	93	12	34	.353	2	9	.222	3	4	.750	0	8	8	9	9	0	5	3	0	29	4.8
Koufos	6	0	65	10	19	.526	0	0	---	1	2	.500	11	13	24	3	5	0	2	1	2	21	3.5
Adams	3	0	8	2	3	.667	1	1	1.000	2	4	.500	0	1	1	0	0	0	0	0	0	7	2.3
Leuer	2	0	6	2	4	.500	0	0	---	0	0	---	2	2	4	0	0	0	0	0	0	4	2.0
Ja. Green	4	0	7	0	2	.000	0	1	.000	2	2	1.000	0	3	3	0	1	0	1	0	1	2	0.5
Calathes	5	1	43	0	6	.000	0	2	.000	0	2	.000	0	5	5	6	4	0	5	4	0	0	0.0
Smith	2	0	3	0	0	---	0	0	---	0	0	---	0	0	0	2	0	0	0	0	0	0	0.0
GRIZZLIES	**6**	**-**	**1440**	**207**	**500**	**.414**	**25**	**92**	**.272**	**100**	**123**	**.813**	**68**	**187**	**255**	**130**	**113**	**1**	**59**	**80**	**14**	**539**	**89.8**
WARRIORS	**6**	**-**	**1440**	**219**	**467**	**.469**	**68**	**175**	**.389**	**81**	**111**	**.730**	**57**	**202**	**259**	**139**	**121**	**2**	**47**	**103**	**36**	**587**	**97.8**

	SINGLE-GAME HIGHS							AVERAGE PER GAME							CAREER HIGHS (C=SET, T=TIED THIS SERIES)						
PLAYER	MIN	REB	AST	ST	TO	BL	PTS	MIN	REB	AST	STL	TO	BLK	PTS	FG	FGA	FT	FTA	REB	AST	PTS
Gasol	44	15	6	3	3	5	21	37.3	11.2	4.0	1.33	1.7	1.17	19.2	11	23C	13	14	21	7	26
Randolph	37	11	5	1	4	0	22	34.4	8.5	2.3	0.67	2.5	0.00	17.0	12	25	16	17	21	6	34
Conley	39	3	9	3	3	0	22	32.8	0.8	5.8	1.60	1.6	0.00	13.4	11	22	12	17	10	13	28
Lee	38	3	4	2	3	0	15	33.2	2.5	2.8	1.00	1.5	0.00	10.0	10	17	9	9	5	5	24
Je. Green	34	7	4	1	3	1	12	28.6	4.0	1.8	0.50	1.8	0.17	8.7	9	22	11	14	9	4T	26
Allen	38	5	3	4	5	1	15	25.8	3.6	1.4	2.40	1.8	0.60	7.6	8	15	9	11	13	6	19
Carter	26	7	3	2	2	0	16	20.0	5.2	1.3	0.83	1.2	0.00	7.0	19	37	15	19	15	10	50
Udrih	21	5	3	2	1	0	7	15.5	1.3	1.5	0.83	0.5	0.00	4.8	9	14	4	4T	7	7	20
Koufos	15	8	1	1	1	1	8	10.8	4.0	0.5	0.33	0.2	0.33	3.5	4C	7	2	2T	8C	2	8C
Adams	6	1	0	0	0	0	3	2.8	0.3	0.0	0.00	0.0	0.00	2.3	1C	1C	1C	2C	1C	0T	3C
Leuer	3	2	0	0	0	0	2	2.9	2.0	0.0	0.00	0.0	0.00	2.0	3	5	2	2	7	1	9
Ja. Green	3	1	0	1	0	1	2	1.7	0.8	0.0	0.25	0.0	0.25	0.5	0T	2C	2C	2C	1C	0T	2C
Calathes	21	2	2	3	3	0	0	8.6	1.0	1.2	1.00	0.8	0.00	0.0	4	10	3	6	4	4	13
Smith	3	0	1	0	0	0	0	1.7	0.0	1.0	0.00	0.0	0.00	0.0	0C	0C	0C	0C	0C	1C	0C
GRIZZLIES	**240**	**49**	**24**	**13**	**16**	**5**	**99**	**240.0**	**42.5**	**21.7**	**9.83**	**13.3**	**2.33**	**89.8**	**45**	**111**	**39**	**47**	**60**	**30**	**123**
OPPONENTS	**240**	**47**	**28**	**13**	**21**	**10**	**108**	**240.0**	**43.2**	**23.2**	**7.83**	**17.2**	**6.00**	**97.8**	**43**	**95**	**42**	**50**	**58**	**29**	**133**

GOLDEN STATE WARRIORS 2015 WESTERN CONFERENCE SEMIFINALS VS. MEMPHIS GRIZZLIES

				FIELD GOALS			3-POINT FG			FREE THROWS			REBOUNDS									
PLAYER	G	GS	MIN	FG	FGA	PCT	FG	FGA	PCT	FT	FTA	PCT	OFF	DEF	TOT	AST	PF	DQ	STL	TO	BLK	PTS	AVG
Curry	6	6	228	51	121	.421	26	64	.406	19	24	.792	6	24	30	39	9	0	13	24	1	147	24.5
Thompson	6	6	224	42	88	.477	15	32	.469	8	11	.727	4	25	29	20	14	0	5	20	4	107	17.8
Barnes	6	6	203	31	57	.544	4	16	.250	11	15	.733	9	18	27	9	11	0	2	11	5	77	12.8
Green	6	6	204	24	62	.387	9	35	.257	18	23	.783	11	39	50	26	25	0	11	20	4	75	12.5
Iguodala	6	0	164	21	41	.512	11	23	.478	7	12	.583	3	23	26	19	7	0	4	3	2	60	10.0
Speights	3	0	23	7	14	.500	0	0	---	7	11	.636	0	7	7	0	6	0	2	2	0	21	7.0
Bogut	6	6	148	14	25	.560	0	1	.000	0	0	---	13	34	47	11	25	2	6	8	12	28	4.7
Livingston	6	0	95	9	14	.643	0	0	---	4	4	1.000	2	9	11	8	6	0	2	7	2	22	3.7
Barbosa	6	0	48	7	13	.538	2	3	.667	4	5	.800	1	3	4	5	7	0	1	5	0	20	3.3
Lee	5	0	55	6	20	.300	0	0	---	2	4	.500	7	10	17	2	8	0	1	0	2	14	2.8
Ezeli	6	0	35	4	6	.667	0	0	---	1	2	.500	1	7	8	0	1	0	0	0	3	9	1.5
McAdoo	3	0	5	2	3	.667	0	0	---	0	0	---	0	2	2	0	0	0	0	1	1	4	1.3
Holiday	3	0	5	1	2	.500	1	1	1.000	0	0	---	0	0	0	0	1	0	0	0	0	3	1.0
Rush	2	0	4	0	1	.000	0	0	---	0	0	---	0	1	1	0	1	0	0	0	0	0	0.0
WARRIORS	**6**	**-**	**1440**	**219**	**467**	**.469**	**68**	**175**	**.389**	**81**	**111**	**.730**	**57**	**202**	**259**	**139**	**121**	**2**	**47**	**103**	**36**	**587**	**97.8**
GRIZZLIES	**6**	**-**	**1440**	**207**	**500**	**.414**	**25**	**92**	**.272**	**100**	**123**	**.813**	**68**	**187**	**255**	**130**	**113**	**1**	**59**	**80**	**14**	**539**	**89.8**

	SINGLE-GAME HIGHS							AVERAGE PER GAME							CAREER HIGHS (C=SET, T=TIED THIS SERIES)						
PLAYER	MIN	REB	AST	ST	TO	BL	PTS	MIN	REB	AST	STL	TO	BLK	PTS	FG	FGA	FT	FTA	REB	AST	PTS
Curry	41	8	10	6	5	1	33	37.9	5.0	6.5	2.17	4.0	0.17	24.5	18	35	16	16	8T	15	44
Thompson	40	8	6	2	5	2	21	37.3	4.8	3.3	0.83	3.3	0.67	17.8	13	26	6	9	14	7	34
Barnes	41	6	3	1	5	1	16	33.8	4.5	1.5	0.33	1.8	0.83	12.8	10	26	7	7	12	4	26
Green	39	12	9	3	7	2	16	34.0	8.3	4.3	1.83	3.3	0.67	12.5	9	14	8C	10C	17	9C	24
Iguodala	30	6	7	3	1	1	16	27.3	4.3	3.2	0.67	0.5	0.33	10.0	10	23	10	13	12	11	29
Speights	13	5	0	1	1	0	10	7.6	2.3	0.0	0.67	0.7	0.00	7.0	5	10	4	5T	9	1	12
Bogut	30	12	4	3	4	4	8	24.6	7.8	1.8	1.00	1.3	2.00	4.7	7	13	2	6	21	6	14
Livingston	22	4	3	1	2	1	10	15.8	1.8	1.3	0.33	1.2	0.33	3.7	7	11	6	7	8	14	16
Barbosa	14	2	2	1	3	0	14	8.0	0.7	0.8	0.17	0.8	0.00	3.3	11	22	8	8	8	5	26
Lee	17	7	1	1	0	1	6	11.0	3.4	0.4	0.20	0.0	0.40	2.8	8	15	5	6	14	4	20
Ezeli	11	3	0	0	0	1	4	5.9	1.3	0.0	0.00	0.0	0.50	1.5	3	3T	6	9	7	1	8
McAdoo	3	1	0	0	1	1	4	1.8	0.7	0.0	0.00	0.3	0.33	1.3	2C	2C	0C	0C	1C	0C	4C
Holiday	3	0	0	0	0	0	3	1.8	0.0	0.0	0.00	0.0	0.00	1.0	1C	1C	0C	0C	0C	0C	3C
Rush	2	1	0	0	0	0	0	2.0	0.5	0.0	0.00	0.0	0.00	0.0	3	5	1	2	3	2	7
WARRIORS	**240**	**47**	**28**	**13**	**21**	**10**	**108**	**240.0**	**43.2**	**23.2**	**7.83**	**17.2**	**6.00**	**97.8**	**58**	**140**	**48**	**58**	**87**	**40**	**143**
OPPONENTS	**240**	**49**	**24**	**13**	**16**	**5**	**99**	**240.0**	**42.5**	**21.7**	**9.83**	**13.3**	**2.33**	**89.8**	**58**	**135**	**46**	**64**	**97**	**39**	**141**

MEMPHIS GRIZZLIES 2014 FIRST ROUND VS. OKLAHOMA CITY THUNDER

				FIELD GOALS			3-POINT FG			FREE THROWS			REBOUNDS									
PLAYER	G	GS	MIN	FG	FGA	PCT	FG	FGA	PCT	FT	FTA	PCT	OFF	DEF	TOT	AST	PF	DQ	STL	TO	BLK	PTS	AVG
Randolph	6	6	234	42	104	.404	0	1	.000	25	41	.610	17	35	52	14	13	0	5	10	1	109	18.2
Gasol	7	7	299	47	116	.405	0	1	.000	27	34	.794	13	41	54	31	27	1	12	12	6	121	17.3
Conley	7	7	267	44	102	.431	3	27	.111	20	26	.769	5	27	32	55	14	0	14	15	1	111	15.9
Allen	7	1	230	35	72	.486	0	7	.000	16	21	.762	23	31	54	9	23	0	12	12	1	86	12.3
Lee	7	7	224	25	60	.417	6	19	.316	14	18	.778	3	11	14	12	20	0	5	6	2	70	10.0
Udrih	7	0	115	21	45	.467	4	12	.333	9	13	.692	2	10	12	12	11	0	3	9	0	55	7.9
Miller	7	1	173	15	42	.357	14	29	.483	7	9	.778	2	24	26	9	16	0	6	5	0	51	7.3
Johnson	3	0	28	5	15	.333	2	5	.400	7	10	.700	4	2	6	0	3	0	1	0	0	19	6.3
Leuer	3	0	23	3	7	.429	1	2	.500	2	2	1.000	2	6	8	2	2	0	1	0	0	9	3.0
Prince	7	6	113	10	26	.385	1	4	.250	0	0	---	4	6	10	6	8	0	1	1	0	21	3.0
Koufos	7	0	45	7	16	.438	0	0	---	4	4	1.000	7	8	15	2	7	0	2	3	3	18	2.6
Davis	7	0	25	3	10	.300	0	0	---	0	1	.000	8	7	15	0	2	0	1	2	3	6	0.9
Franklin	2	0	4	0	2	.000	0	0	---	1	2	.500	0	1	1	0	0	0	0	0	0	1	0.5
GRIZZLIES	**7**	**-**	**1780**	**257**	**617**	**.417**	**31**	**107**	**.290**	**132**	**181**	**.729**	**90**	**209**	**299**	**152**	**146**	**1**	**63**	**78**	**17**	**677**	**96.7**
THUNDER	**7**	**-**	**1780**	**253**	**582**	**.435**	**56**	**173**	**.324**	**153**	**181**	**.845**	**94**	**243**	**337**	**130**	**161**	**1**	**42**	**109**	**53**	**715**	**102.1**

	SINGLE-GAME HIGHS							AVERAGE PER GAME							CAREER HIGHS (C=SET, T=TIED THIS SERIES)						
PLAYER	MIN	REB	AST	ST	TO	BL	PTS	MIN	REB	AST	STL	TO	BLK	PTS	FG	FGA	FT	FTA	REB	AST	PTS
Randolph	45	11	6	3	3	1	25	39.1	8.7	2.3	0.83	1.7	0.17	18.2	12	25	16	17	21	6T	34
Gasol	49	15	7	4	4	2	24	42.8	7.7	4.4	1.71	1.7	0.86	17.3	11	21C	10C	12	21	7T	26
Conley	48	7	12	4	4	1	20	38.1	4.6	7.9	2.00	2.1	0.14	15.9	11	22	12	17	10	13	28
Allen	36	13	3	4	3	1	16	32.9	7.7	1.3	1.71	1.7	0.14	12.3	8C	15C	9	11	13C	6	19
Lee	42	4	4	2	2	1	16	32.0	2.0	1.7	0.71	0.9	0.29	10.0	10	17	4T	5C	4T	5	24
Udrih	20	4	3	1	3	0	14	16.4	1.7	1.7	0.43	1.3	0.00	7.9	6C	10	4	4T	4C	4	14C
Miller	31	6	3	3	3	0	21	24.7	3.7	1.3	0.86	0.7	0.00	7.3	9	18	5	5	9	5	23
Johnson	18	5	0	1	0	0	15	9.3	2.0	0.0	0.33	0.0	0.00	6.3	4C	11C	6C	8C	5C	1	15C
Leuer	19	7	1	1	0	0	9	7.5	2.7	0.7	0.33	0.0	0.00	3.0	3C	5C	2C	2C	7C	1C	9C
Prince	24	3	2	1	1	0	7	16.1	1.4	0.9	0.14	0.1	0.00	3.0	11	20	7	8	12	9	29
Koufos	17	5	2	1	1	1	6	6.5	2.1	0.3	0.29	0.4	0.43	2.6	3T	7	2T	2T	7	2C	6T
Davis	9	6	0	1	1	2	2	3.6	2.1	0.0	0.14	0.3	0.43	0.9	3	5C	3	4	6T	0T	6
Franklin	3	1	0	0	0	0	1	2.1	0.5	0.0	0.00	0.0	0.00	0.5	0C	2C	1C	2C	1C	0C	1C
GRIZZLIES	**265**	**50**	**30**	**13**	**15**	**4**	**111**	**254.3**	**42.7**	**21.7**	**9.00**	**11.1**	**2.43**	**96.7**	**45**	**111**	**38**	**47**	**60**	**30C**	**123**
OPPONENTS	**265**	**58**	**24**	**9**	**21**	**11**	**120**	**254.3**	**48.1**	**18.6**	**6.00**	**15.6**	**7.57**	**102.1**	**43**	**95**	**42**	**50**	**58C**	**29**	**133**

OKLAHOMA CITY THUNDER 2014 FIRST ROUND VS. MEMPHIS GRIZZLIES

				FIELD GOALS			3-POINT FG			FREE THROWS			REBOUNDS									
PLAYER	G	GS	MIN	FG	FGA	PCT	FG	FGA	PCT	FT	FTA	PCT	OFF	DEF	TOT	AST	PF	DQ	STL	TO	BLK	PTS	AVG
Durant	7	7	324	73	166	.440	17	53	.321	46	60	.767	12	55	67	24	14	0	6	28	11	209	29.9
Westbrook	7	7	285	63	165	.382	10	42	.238	43	50	.860	23	45	68	56	20	0	11	34	4	179	25.6
Ibaka	7	7	263	39	65	.600	2	6	.333	11	12	.917	20	42	62	4	22	0	6	7	18	91	13.0
Jackson	7	0	188	27	57	.474	10	21	.476	21	22	.955	7	27	34	15	16	0	1	15	4	85	12.1
Butler	7	2	196	16	47	.340	11	27	.407	12	14	.857	4	19	23	7	13	0	4	4	0	55	7.9
Perkins	7	7	156	12	17	.706	0	0	---	5	6	.833	13	25	38	5	28	1	2	10	2	29	4.1
Sefolosha	5	5	97	6	18	.333	2	7	.286	3	3	1.000	5	9	14	6	5	0	5	3	0	17	3.4
Collison	6	0	80	5	11	.455	1	1	1.000	1	2	.500	7	9	16	6	14	0	0	1	4	12	2.0
Adams	6	0	67	4	6	.667	0	0	---	2	3	.667	1	5	6	0	16	0	0	4	10	10	1.7
Jones	3	0	4	0	0	---	0	0	---	0	0	---	0	1	1	0	0	0	0	0	0	0	0.0
Lamb	3	0	7	0	2	.000	0	1	.000	0	0	---	0	1	1	1	1	0	0	0	0	0	0.0
Thabeet	1	0	4	0	0	---	0	0	---	0	0	---	0	0	0	0	3	0	0	0	0	0	0.0
THUNDER	**7**	**-**	**1780**	**253**	**582**	**.435**	**56**	**173**	**.324**	**153**	**181**	**.845**	**94**	**243**	**337**	**130**	**161**	**1**	**42**	**109**	**53**	**715**	**102.1**
GRIZZLIES	**7**	**-**	**1780**	**257**	**617**	**.417**	**31**	**107**	**.290**	**132**	**181**	**.729**	**90**	**209**	**299**	**152**	**146**	**1**	**63**	**78**	**17**	**677**	**96.7**

	SINGLE-GAME HIGHS							AVERAGE PER GAME							CAREER HIGHS (C=SET, T=TIED THIS SERIES)						
PLAYER	MIN	REB	AST	ST	TO	BL	PTS	MIN	REB	AST	STL	TO	BLK	PTS	FG	FGA	FT	FTA	REB	AST	PTS
Durant	52	13	7	2	6	5	36	46.3	9.6	3.4	0.86	4.0	1.57	29.9	14	30	18	19	19	9	41
Westbrook	48	13	16	3	7	1	30	40.7	9.7	8.0	1.57	4.9	0.57	25.6	20	33	17	18	13C	16C	43
Ibaka	47	14	1	2	2	5	17	37.6	8.9	0.6	0.86	1.0	2.57	13.0	11	17	10	10	16	3	26
Jackson	39	9	4	1	5	1	32	26.9	4.9	2.1	0.14	2.1	0.57	12.1	11C	18	8C	8C	10	8	32C
Butler	41	5	3	2	2	0	15	28.0	3.3	1.0	0.57	0.6	0.00	7.9	12	24	8T	10	20	5	35
Perkins	34	9	2	1	3	1	7	22.3	5.4	0.7	0.29	1.4	0.29	4.1	8	13	6	9	19	4	18
Sefolosha	32	7	3	2	2	0	7	19.4	2.8	1.2	1.00	0.6	0.00	3.4	7	16	5	8	9	6	19
Collison	19	5	3	0	1	2	3	13.4	2.7	1.0	0.00	0.2	0.67	2.0	6	9	4	7	12	4	15
Adams	25	3	0	0	2	5	8	11.1	1.0	0.0	0.00	0.7	1.67	1.7	5	7	3	7	11	1	10
Jones	3	1	0	0	0	0	0	1.4	0.3	0.0	0.00	0.0	0.00	0.0	3	6	0T	0T	4	1	8
Lamb	3	1	1	0	0	0	0	2.2	0.3	0.3	0.00	0.0	0.00	0.0	6	8	2	2	6	2	13
Thabeet	4	0	0	0	0	0	0	4.1	0.0	0.0	0.00	0.0	0.00	0.0	1	1	0T	0T	3	0T	2
THUNDER	**265**	**58**	**24**	**9**	**21**	**11**	**120**	**254.3**	**48.1**	**18.6**	**6.00**	**15.6**	**7.57**	**102.1**	**52**	**107**	**47**	**62**	**71**	**38**	**133**
OPPONENTS	**265**	**50**	**30**	**13**	**15**	**4**	**111**	**254.3**	**42.7**	**21.7**	**9.00**	**11.1**	**2.43**	**96.7**	**59**	**114**	**57**	**64**	**69**	**36**	**151**

MEMPHIS GRIZZLIES 2013 FIRST ROUND VS. LOS ANGELES CLIPPERS

				FIELD GOALS			3-POINT FG			FREE THROWS			REBOUNDS									
PLAYER	G	GS	MIN	FG	FGA	PCT	FG	FGA	PCT	FT	FTA	PCT	OFF	DEF	TOT	AST	PF	DQ	STL	TO	BLK	PTS	AVG
Randolph	6	6	202	50	88	.568	0	0	---	25	34	.735	20	28	48	10	27	0	5	15	1	125	20.8
Conley	6	6	217	29	71	.408	6	21	.286	40	53	.755	4	17	21	50	17	0	7	10	3	104	17.3
Gasol	6	6	234	35	75	.467	0	0	---	34	43	.791	7	38	45	20	22	0	2	4	10	104	17.3
Allen	6	6	177	24	50	.480	2	4	.500	22	29	.759	14	25	39	13	17	0	13	8	4	72	12.0
Bayless	6	0	97	18	47	.383	7	22	.318	10	10	1.000	0	5	5	9	12	0	2	10	0	53	8.8
Prince	6	6	213	21	52	.404	3	9	.333	6	11	.545	2	23	25	15	6	0	5	2	4	51	8.5
Pondexter	6	0	127	12	30	.400	5	15	.333	10	15	.667	6	7	13	3	9	0	5	3	1	39	6.5
Arthur	6	0	75	11	20	.550	0	1	.000	4	5	.800	7	11	18	2	18	0	0	1	1	26	4.3
Dooling	5	0	54	5	13	.385	3	7	.429	2	2	1.000	0	3	3	4	11	0	0	3	0	15	3.0
Wroten	3	0	6	1	3	.333	0	1	.000	4	4	1.000	0	2	2	1	0	0	0	1	0	6	2.0
Davis	5	0	29	3	7	.429	0	0	---	0	0	---	2	6	8	0	3	0	0	2	0	6	1.2
Daye	2	0	6	0	1	.000	0	0	---	0	0	---	0	0	0	0	0	0	0	0	1	0	0.0
Leuer	2	0	3	0	0	---	0	0	---	0	0	---	0	0	0	0	1	0	0	0	0	0	0.0
GRIZZLIES	**6**	**-**	**1440**	**209**	**457**	**.457**	**26**	**80**	**.325**	**157**	**206**	**.762**	**62**	**165**	**227**	**127**	**143**	**0**	**39**	**62**	**25**	**601**	**100.2**
CLIPPERS	**6**	**-**	**1440**	**211**	**452**	**.467**	**35**	**115**	**.304**	**111**	**142**	**.782**	**53**	**170**	**223**	**108**	**167**	**1**	**31**	**80**	**34**	**568**	**94.7**

	SINGLE-GAME HIGHS							AVERAGE PER GAME							CAREER HIGHS (C=SET, T=TIED THIS SERIES)						
PLAYER	MIN	REB	AST	ST	TO	BL	PTS	MIN	REB	AST	STL	TO	BLK	PTS	FG	FGA	FT	FTA	REB	AST	PTS
Randolph	38	11	4	2	5	1	27	33.7	8.0	1.7	0.83	2.5	0.17	20.8	12	25	16	17	21	6	34
Conley	44	6	13	3	3	2	28	36.2	3.5	8.3	1.17	1.7	0.50	17.3	11	22	12C	17C	10	13C	28C
Gasol	44	13	7	1	2	3	24	39.0	7.5	3.3	0.33	0.7	1.67	17.3	11	20	9C	12	21	7C	26
Allen	39	10	6	4	3	2	19	29.5	6.5	2.2	2.17	1.3	0.67	12.0	7	13	9C	11C	10C	6C	19C
Bayless	30	2	3	1	3	0	19	16.2	0.8	1.5	0.33	1.7	0.00	8.8	7	18	6	9	4	7	19C
Prince	41	6	5	2	1	2	15	35.5	4.2	2.5	0.83	0.3	0.67	8.5	11	20	7	8	12	9	29
Pondexter	29	4	1	1	1	1	13	21.2	2.2	0.5	0.83	0.5	0.17	6.5	7	13	5	7	9	3	22
Arthur	18	6	1	0	1	1	9	12.4	3.0	0.3	0.00	0.2	0.17	4.3	7	10	3	4	6T	2	14
Dooling	18	2	2	0	1	0	7	10.8	0.6	0.8	0.00	0.6	0.00	3.0	6	10	5	6	4	4	15
Wroten	5	2	1	0	1	0	4	2.1	0.7	0.3	0.00	0.3	0.00	2.0	1T	4	2C	2C	2C	1T	4C
Davis	13	6	0	0	1	0	6	5.8	1.6	0.0	0.00	0.4	0.00	1.2	3C	4C	3	4	6C	0T	6C
Daye	6	0	0	0	0	1	0	3.1	0.0	0.0	0.00	0.0	0.50	0.0	2	5	1	1	1	0T	4
Leuer	2	0	0	0	0	0	0	1.3	0.0	0.0	0.00	0.0	0.00	0.0	1	1	0T	0T	2	0T	2
GRIZZLIES	**240**	**45**	**27**	**11**	**13**	**7**	**118**	**240.0**	**37.8**	**21.2**	**6.50**	**10.3**	**4.17**	**100.2**	**45**	**111**	**38C**	**47C**	**60**	**27C**	**123**
OPPONENTS	**240**	**47**	**20**	**8**	**18**	**10**	**112**	**240.0**	**37.2**	**18.0**	**5.17**	**13.3**	**5.67**	**94.7**	**43**	**95**	**42**	**50**	**54**	**29**	**133**

LOS ANGELES CLIPPERS 2013 FIRST ROUND VS. MEMPHIS GRIZZLIES

				FIELD GOALS			3-POINT FG			FREE THROWS			REBOUNDS									
PLAYER	G	GS	MIN	FG	FGA	PCT	FG	FGA	PCT	FT	FTA	PCT	OFF	DEF	TOT	AST	PF	DQ	STL	TO	BLK	PTS	AVG
Paul	6	6	224	49	92	.533	6	19	.316	33	37	.892	3	21	24	38	17	0	11	9	0	137	22.8
Griffin	6	5	158	29	64	.453	0	0	---	21	26	.808	8	25	33	15	24	1	0	13	5	79	13.2
Barnes	6	0	162	24	44	.545	7	17	.412	16	19	.842	7	23	30	3	23	0	4	5	2	71	11.8
Crawford	6	0	161	24	62	.387	6	22	.273	11	11	1.000	2	10	12	10	9	0	3	4	1	65	10.8
Butler	6	6	136	22	46	.478	4	16	.250	3	3	1.000	1	15	16	0	11	0	2	6	2	51	8.5
Bledsoe	6	0	97	15	30	.500	1	9	.111	8	12	.667	2	13	15	18	10	0	2	5	3	39	6.5
Billups	6	6	115	11	36	.306	6	17	.353	9	11	.818	2	10	12	6	10	0	1	8	1	37	6.2
Odom	6	1	107	11	30	.367	5	14	.357	3	6	.500	4	19	23	11	16	0	5	10	5	30	5.0
Hill	1	0	20	2	4	.500	0	0	---	0	0	---	2	2	4	2	5	0	0	1	0	4	4.0
Jordan	6	6	144	10	22	.455	0	0	---	2	9	.222	15	23	38	1	18	0	1	9	10	22	3.7
Turiaf	5	0	59	7	10	.700	0	0	---	2	4	.500	4	4	8	0	14	0	1	2	3	16	3.2
Hollins	5	0	37	5	9	.556	0	0	---	1	2	.500	3	2	5	2	10	0	0	2	2	11	2.2
Green	3	0	20	2	3	.667	0	1	.000	2	2	1.000	0	3	3	2	0	0	1	0	0	6	2.0
CLIPPERS	**6**	**-**	**1440**	**211**	**452**	**.467**	**35**	**115**	**.304**	**111**	**142**	**.782**	**53**	**170**	**223**	**108**	**167**	**1**	**31**	**80**	**34**	**568**	**94.7**
GRIZZLIES	**6**	**-**	**1440**	**209**	**457**	**.457**	**26**	**80**	**.325**	**157**	**206**	**.762**	**62**	**165**	**227**	**127**	**143**	**0**	**39**	**62**	**25**	**601**	**100.2**

	SINGLE-GAME HIGHS							AVERAGE PER GAME							CAREER HIGHS (C=SET, T=TIED THIS SERIES)						
PLAYER	MIN	REB	AST	ST	TO	BL	PTS	MIN	REB	AST	STL	TO	BLK	PTS	FG	FGA	FT	FTA	REB	AST	PTS
Paul	42	6	9	3	5	0	35	37.3	4.0	6.3	1.83	1.5	0.00	22.8	15	25	12	14	13	17	35T
Griffin	34	10	5	0	4	2	21	26.3	5.5	2.5	0.00	2.2	0.83	13.2	13	24	10	17	16	7	30
Barnes	37	10	1	1	2	1	30	26.9	5.0	0.5	0.67	0.8	0.33	11.8	11C	15	7C	8C	11	7	30C
Crawford	36	3	3	3	1	1	15	26.9	2.0	1.7	0.50	0.7	0.17	10.8	10	19	8	11	5	6	25
Butler	33	7	0	1	2	1	14	22.6	2.7	0.0	0.33	1.0	0.33	8.5	12	24	8	10	20	5	35
Bledsoe	22	6	5	1	1	1	15	16.2	2.5	3.0	0.33	0.8	0.50	6.5	10	16	3T	5	6C	6	23
Billups	23	4	2	1	3	1	14	19.2	2.0	1.0	0.17	1.3	0.17	6.2	11	29	16	19	10	13	40
Odom	23	7	3	3	4	1	9	17.9	3.8	1.8	0.83	1.7	0.83	5.0	13	21	12	16	19	9	33
Hill	20	4	2	0	1	0	4	20.1	4.0	2.0	0.00	1.0	0.00	4.0	11	27	11	13	14	11	28
Jordan	31	8	1	1	3	4	6	24.1	6.3	0.2	0.17	1.5	1.67	3.7	4	7T	3	6	9	2	10
Turiaf	14	3	0	1	1	2	5	11.7	1.6	0.0	0.20	0.4	0.60	3.2	4	10	4	6	10	3	12
Hollins	9	4	1	0	1	1	5	7.5	1.0	0.4	0.00	0.4	0.40	2.2	4	4T	2	4	8	3	8
Green	15	1	2	1	0	0	4	6.5	1.0	0.7	0.33	0.0	0.00	2.0	7	15	6	6	4	6	17
CLIPPERS	**240**	**47**	**20**	**8**	**18**	**10**	**112**	**240.0**	**37.2**	**18.0**	**5.17**	**13.3**	**5.67**	**94.7**	**50**	**111**	**36**	**48**	**62**	**30**	**124**
OPPONENTS	**240**	**45**	**27**	**11**	**13**	**7**	**118**	**240.0**	**37.8**	**21.2**	**6.50**	**10.3**	**4.17**	**100.2**	**51**	**115**	**38C**	**47C**	**63**	**35**	**131**

MEMPHIS GRIZZLIES 2013 WESTERN CONFERENCE SEMIFINALS VS. OKLAHOMA CITY THUNDER

				FIELD GOALS			3-POINT FG			FREE THROWS			REBOUNDS									
PLAYER	G	GS	MIN	FG	FGA	PCT	FG	FGA	PCT	FT	FTA	PCT	OFF	DEF	TOT	AST	PF	DQ	STL	TO	BLK	PTS	AVG
Gasol	5	5	210	35	72	.486	0	0	---	27	34	.794	9	33	42	12	14	0	7	7	15	97	19.4
Randolph	5	5	198	33	74	.446	0	1	.000	26	36	.722	16	38	54	11	14	0	3	8	2	92	18.4
Conley	5	5	206	31	85	.365	8	28	.286	20	23	.870	5	28	33	34	10	0	11	11	1	90	18.0
Allen	5	5	140	18	43	.419	0	3	.000	14	19	.737	11	14	25	5	19	0	12	6	0	50	10.0
Bayless	5	0	113	15	44	.341	7	21	.333	8	10	.800	1	15	16	9	13	0	1	3	1	45	9.0
Pondexter	5	0	101	12	23	.522	7	13	.538	2	5	.400	1	11	12	4	11	0	2	3	1	33	6.6
Prince	5	5	157	13	44	.295	1	7	.143	4	6	.667	6	18	24	11	9	0	1	6	0	31	6.2
Arthur	5	0	55	6	15	.400	0	1	.000	4	4	1.000	1	7	8	0	8	0	1	3	1	16	3.2
Daye	1	0	5	1	2	.500	0	0	---	1	1	1.000	0	0	0	0	2	0	0	0	0	3	3.0
Davis	1	0	3	1	1	1.000	0	0	---	0	0	---	0	0	0	0	1	0	0	0	0	2	2.0
Wroten	1	0	6	1	3	.333	0	0	---	0	0	---	0	1	1	1	1	0	1	1	0	2	2.0
Dooling	5	0	31	1	6	.167	1	5	.200	4	4	1.000	0	0	0	0	2	0	0	0	0	7	1.4
GRIZZLIES	**5**	**-**	**1225**	**167**	**412**	**.405**	**24**	**79**	**.304**	**110**	**142**	**.775**	**50**	**165**	**215**	**87**	**104**	**0**	**39**	**52**	**21**	**468**	**93.6**
THUNDER	**5**	**-**	**1225**	**160**	**402**	**.398**	**34**	**102**	**.333**	**94**	**114**	**.825**	**50**	**167**	**217**	**78**	**126**	**3**	**19**	**73**	**33**	**448**	**89.6**

	SINGLE-GAME HIGHS							AVERAGE PER GAME							CAREER HIGHS (C=SET, T=TIED THIS SERIES)						
PLAYER	MIN	REB	AST	ST	TO	BL	PTS	MIN	REB	AST	STL	TO	BLK	PTS	FG	FGA	FT	FTA	REB	AST	PTS
Gasol	48	11	5	3	2	6	24	41.9	8.4	2.4	1.40	1.4	3.00	19.4	11	20	9	12	21	7	26
Randolph	43	14	3	2	3	1	28	39.6	10.8	2.2	0.60	1.6	0.40	18.4	12	25	16	17	21	6	34
Conley	49	10	11	4	4	1	26	41.3	6.6	6.8	2.20	2.2	0.20	18.0	11C	22C	12	17	10C	13	28
Allen	34	7	2	5	2	0	14	28.0	5.0	1.0	2.40	1.2	0.00	10.0	7	13T	9	11	10	6	19
Bayless	27	4	3	1	2	1	11	22.6	3.2	1.8	0.20	0.6	0.20	9.0	7	18	6	9	4T	7	19
Pondexter	27	5	3	2	2	1	13	20.2	2.4	0.8	0.40	0.6	0.20	6.6	7	13	5	7	9	3C	22
Prince	35	6	5	1	2	0	9	31.4	4.8	2.2	0.20	1.2	0.00	6.2	11	20	7	8	12	9	29
Arthur	16	3	0	1	3	1	6	11.0	1.6	0.0	0.20	0.6	0.20	3.2	7	10	3	4	6	2	14
Daye	5	0	0	0	0	0	3	4.9	0.0	0.0	0.00	0.0	0.00	3.0	2	5	1C	1C	1	0T	4
Davis	3	0	0	0	0	0	2	3.1	0.0	0.0	0.00	0.0	0.00	2.0	3	4	3	4	6	0T	6
Wroten	6	1	1	1	1	0	2	5.7	1.0	1.0	1.00	1.0	0.00	2.0	1T	4	2	2	2	1T	4
Dooling	10	0	0	0	0	0	5	6.3	0.0	0.0	0.00	0.0	0.00	1.4	6	10	5	6	4	4	15
GRIZZLIES	**265**	**46**	**22**	**13**	**12**	**7**	**103**	**245.0**	**43.0**	**17.4**	**7.80**	**10.4**	**4.20**	**93.6**	**45**	**111**	**38**	**47**	**60**	**27**	**123**
OPPONENTS	**265**	**51**	**19**	**7**	**21**	**10**	**97**	**245.0**	**43.4**	**15.6**	**3.80**	**14.6**	**6.60**	**89.6**	**43**	**95**	**42**	**50**	**54**	**29**	**133**

OKLAHOMA CITY THUNDER 2013 WESTERN CONFERENCE SEMIFINALS VS. MEMPHIS GRIZZLIES

				FIELD GOALS			3-POINT FG			FREE THROWS			REBOUNDS									
PLAYER	G	GS	MIN	FG	FGA	PCT	FG	FGA	PCT	FT	FTA	PCT	OFF	DEF	TOT	AST	PF	DQ	STL	TO	BLK	PTS	AVG
Durant	5	5	228	48	114	.421	10	28	.357	38	49	.776	2	50	52	33	9	0	6	22	6	144	28.8
Martin	5	0	150	25	60	.417	5	14	.357	17	18	.944	1	17	18	4	7	0	1	4	2	72	14.4
Jackson	5	5	188	27	54	.500	3	14	.214	12	13	.923	2	29	31	19	16	0	2	9	2	69	13.8
Ibaka	5	5	178	26	69	.377	3	6	.500	8	11	.727	17	25	42	2	22	1	0	4	16	63	12.6
Fisher	5	0	134	16	40	.400	11	28	.393	4	6	.667	0	8	8	4	15	0	3	5	0	47	9.4
Sefolosha	5	5	108	7	22	.318	2	10	.200	7	9	.778	6	11	17	7	5	0	3	4	0	23	4.6
Collison	5	0	88	7	17	.412	0	0	---	4	4	1.000	11	9	20	5	26	2	2	10	4	18	3.6
Perkins	5	5	117	4	24	.167	0	1	.000	4	4	1.000	10	11	21	4	18	0	2	10	3	12	2.4
Liggins	2	0	13	0	1	.000	0	1	.000	0	0	---	0	2	2	0	2	0	0	0	0	0	0.0
Thabeet	3	0	21	0	1	.000	0	0	---	0	0	---	1	5	6	0	6	0	0	1	0	0	0.0
THUNDER	**5**	**-**	**1225**	**160**	**402**	**.398**	**34**	**102**	**.333**	**94**	**114**	**.825**	**50**	**167**	**217**	**78**	**126**	**3**	**19**	**73**	**33**	**448**	**89.6**
GRIZZLIES	**5**	**-**	**1225**	**167**	**412**	**.405**	**24**	**79**	**.304**	**110**	**142**	**.775**	**50**	**165**	**215**	**87**	**104**	**0**	**39**	**52**	**21**	**468**	**93.6**

	SINGLE-GAME HIGHS							AVERAGE PER GAME							CAREER HIGHS (C=SET, T=TIED THIS SERIES)						
PLAYER	MIN	REB	AST	ST	TO	BL	PTS	MIN	REB	AST	STL	TO	BLK	PTS	FG	FGA	FT	FTA	REB	AST	PTS
Durant	48	15	9	3	7	2	36	45.7	10.4	6.6	1.20	4.4	1.20	28.8	14	30	18	19	19	9T	41
Martin	33	7	1	1	1	1	25	30.0	3.6	0.8	0.20	0.8	0.40	14.4	8C	17C	10	10	8	3	26
Jackson	48	10	8	2	4	1	16	37.6	6.2	3.8	0.40	1.8	0.40	13.8	7T	18	6	6	10C	8T	20
Ibaka	38	14	1	0	1	4	17	35.6	8.4	0.4	0.00	0.8	3.20	12.6	11	17C	10	10	16	2	26
Fisher	31	5	3	1	2	0	19	26.8	1.6	0.8	0.60	1.0	0.00	9.4	11	14	9	11	8	10	28
Sefolosha	29	5	3	1	2	0	7	21.6	3.4	1.4	0.60	0.8	0.00	4.6	7	16	5	8	9	6	19
Collison	22	8	2	1	4	3	10	17.7	4.0	1.0	0.40	2.0	0.80	3.6	6	9	4C	7	12	4	15
Perkins	34	7	3	1	3	2	4	23.3	4.2	0.8	0.40	2.0	0.60	2.4	8	13	6	9	19	4	18
Liggins	8	2	0	0	0	0	0	6.3	1.0	0.0	0.00	0.0	0.00	0.0	1	4	1	4	5	1	3
Thabeet	13	3	0	0	1	0	0	7.0	2.0	0.0	0.00	0.3	0.00	0.0	1	1T	0T	0T	3C	0T	2
THUNDER	**265**	**51**	**19**	**7**	**21**	**10**	**97**	**245.0**	**43.4**	**15.6**	**3.80**	**14.6**	**6.60**	**89.6**	**52**	**107**	**47**	**62**	**71**	**38**	**133**
OPPONENTS	**265**	**46**	**22**	**13**	**12**	**7**	**103**	**245.0**	**43.0**	**17.4**	**7.80**	**10.4**	**4.20**	**93.6**	**59**	**114**	**57**	**64**	**69**	**36**	**151**

MEMPHIS GRIZZLIES 2013 WESTERN CONFERENCE FINALS VS. SAN ANTONIO SPURS

				FIELD GOALS			3-POINT FG			FREE THROWS			REBOUNDS									
PLAYER	G	GS	MIN	FG	FGA	PCT	FG	FGA	PCT	FT	FTA	PCT	OFF	DEF	TOT	AST	PF	DQ	STL	TO	BLK	PTS	AVG
Conley	4	4	151	23	60	.383	4	15	.267	11	17	.647	3	14	17	23	7	0	8	13	1	61	15.3
Pondexter	4	0	129	22	41	.537	12	25	.480	5	8	.625	2	11	13	4	11	1	4	3	0	61	15.3
Gasol	4	4	166	23	58	.397	0	0	---	11	13	.846	9	31	40	16	17	0	4	7	8	57	14.3
Randolph	4	4	155	16	53	.302	0	0	---	12	24	.500	23	25	48	3	11	0	2	8	4	44	11.0
Bayless	4	0	109	16	46	.348	4	16	.250	5	6	.833	0	9	9	14	10	0	4	3	4	41	10.3
Allen	4	4	105	12	32	.375	0	1	.000	8	10	.800	12	15	27	9	12	0	5	5	1	32	8.0
Prince	4	4	84	9	25	.360	1	3	.333	4	6	.667	4	4	8	3	3	0	1	2	1	23	5.8
Arthur	4	0	45	8	18	.444	0	0	---	0	0	---	6	6	12	4	10	0	1	3	2	16	4.0
Daye	1	0	9	2	5	.400	0	1	.000	0	0	---	0	1	1	0	0	0	0	1	0	4	4.0
Davis	2	0	16	1	4	.250	0	0	---	3	4	.750	2	1	3	0	3	0	0	0	1	5	2.5
Dooling	4	0	28	2	5	.400	1	1	1.000	0	0	---	0	2	2	0	1	0	1	0	0	5	1.3
Leuer	3	0	9	1	2	.500	0	0	---	0	0	---	2	1	3	0	0	0	1	0	1	2	0.7
Wroten	2	0	5	0	5	.000	0	1	.000	0	0	---	1	0	1	0	0	0	0	0	0	0	0.0
GRIZZLIES	**4**	**-**	**1010**	**135**	**354**	**.381**	**22**	**63**	**.349**	**59**	**88**	**.670**	**64**	**120**	**184**	**76**	**85**	**1**	**31**	**47**	**23**	**351**	**87.8**
SPURS	**4**	**-**	**1010**	**156**	**317**	**.492**	**32**	**85**	**.376**	**51**	**66**	**.773**	**28**	**135**	**163**	**100**	**87**	**0**	**26**	**57**	**31**	**395**	**98.8**

	SINGLE-GAME HIGHS							AVERAGE PER GAME							CAREER HIGHS (C=SET, T=TIED THIS SERIES)						
PLAYER	MIN	REB	AST	ST	TO	BL	PTS	MIN	REB	AST	STL	TO	BLK	PTS	FG	FGA	FT	FTA	REB	AST	PTS
Conley	47	6	8	5	5	1	20	37.9	4.3	5.8	2.00	3.3	0.25	15.3	11	22	12	17	10	13	28
Pondexter	37	9	2	2	2	0	22	32.1	3.3	1.0	1.00	0.8	0.00	15.3	7C	13C	5C	7C	9C	3	22C
Gasol	48	14	5	2	4	3	16	41.4	10.0	4.0	1.00	1.8	2.00	14.3	11	20	9	12	21	7	26
Randolph	45	18	3	1	4	2	15	38.6	12.0	0.8	0.50	2.0	1.00	11.0	12	25	16	17	21	6	34
Bayless	34	4	5	2	1	2	18	27.3	2.3	3.5	1.00	0.8	1.00	10.3	7C	18C	6	9	4T	7	19
Allen	27	8	3	2	2	1	12	26.2	6.8	2.3	1.25	1.3	0.25	8.0	7	13	9	11	10	6	19
Prince	29	4	2	1	1	1	8	20.9	2.0	0.8	0.25	0.5	0.25	5.8	11	20	7	8	12	9	29
Arthur	18	6	2	1	2	1	8	11.3	3.0	1.0	0.25	0.8	0.50	4.0	7	10	3	4	6T	2T	14
Daye	9	1	0	0	1	0	4	8.8	1.0	0.0	0.00	1.0	0.00	4.0	2C	5C	1	1	1C	0T	4C
Davis	11	2	0	0	0	1	5	8.0	1.5	0.0	0.00	0.0	0.50	2.5	3	4	3C	4C	6	0T	6
Dooling	13	1	0	1	0	0	5	7.1	0.5	0.0	0.25	0.0	0.00	1.3	6	10	5	6	4	4	15
Leuer	5	2	0	1	0	1	2	2.9	1.0	0.0	0.33	0.0	0.33	0.7	1C	1C	0T	0T	2C	0T	2C
Wroten	3	1	0	0	0	0	0	2.5	0.5	0.0	0.00	0.0	0.00	0.0	1	4C	2	2	2	1	4
GRIZZLIES	**265**	**60**	**20**	**10**	**13**	**6**	**93**	**252.5**	**46.0**	**19.0**	**7.75**	**11.8**	**5.75**	**87.8**	**45**	**111**	**38**	**47**	**60C**	**27**	**123**
OPPONENTS	**265**	**50**	**29**	**10**	**17**	**12**	**105**	**252.5**	**40.8**	**25.0**	**6.50**	**14.3**	**7.75**	**98.8**	**43**	**95**	**42**	**50**	**54**	**29C**	**133**

SAN ANTONIO SPURS 2013 WESTERN CONFERENCE FINALS VS. MEMPHIS GRIZZLIES

				FIELD GOALS			3-POINT FG			FREE THROWS			REBOUNDS									
PLAYER	G	GS	MIN	FG	FGA	PCT	FG	FGA	PCT	FT	FTA	PCT	OFF	DEF	TOT	AST	PF	DQ	STL	TO	BLK	PTS	AVG
Parker	4	4	158	41	77	.532	3	8	.375	13	15	.867	1	13	14	38	6	0	8	16	0	98	24.5
Duncan	4	4	137	27	57	.474	0	0	---	8	13	.615	8	29	37	13	13	0	3	9	12	62	15.5
Leonard	4	4	143	19	32	.594	7	13	.538	0	1	.000	3	25	28	2	4	0	8	5	3	45	11.3
Ginobili	4	0	105	11	27	.407	4	14	.286	14	18	.778	4	17	21	18	12	0	2	10	2	40	10.0
Green	4	4	114	13	28	.464	8	17	.471	1	1	1.000	3	14	17	9	8	0	3	4	4	35	8.8
Splitter	4	4	105	15	22	.682	0	0	---	5	7	.714	3	9	12	8	15	0	1	4	7	35	8.8
Bonner	4	0	71	9	20	.450	6	14	.429	3	3	1.000	2	8	10	2	14	0	0	2	2	27	6.8
Blair	1	0	5	2	2	1.000	0	0	---	2	2	1.000	1	1	2	1	2	0	0	0	0	6	6.0
Neal	4	0	51	7	17	.412	2	8	.250	2	2	1.000	0	4	4	2	2	0	0	1	0	18	4.5
Diaw	4	0	72	7	19	.368	1	5	.200	2	2	1.000	1	6	7	6	9	0	0	1	1	17	4.3
Mills	1	0	5	1	1	1.000	1	1	1.000	0	0	---	0	0	0	1	1	0	0	0	0	3	3.0
Joseph	4	0	37	4	13	.308	0	3	.000	1	2	.500	2	7	9	0	1	0	1	2	0	9	2.3
McGrady	1	0	7	0	2	.000	0	2	.000	0	0	---	0	2	2	0	0	0	0	1	0	0	0.0
SPURS	**4**	**-**	**1010**	**156**	**317**	**.492**	**32**	**85**	**.376**	**51**	**66**	**.773**	**28**	**135**	**163**	**100**	**87**	**0**	**26**	**57**	**31**	**395**	**98.8**
GRIZZLIES	**4**	**-**	**1010**	**135**	**354**	**.381**	**22**	**63**	**.349**	**59**	**88**	**.670**	**64**	**120**	**184**	**76**	**85**	**1**	**31**	**47**	**23**	**351**	**87.8**

	SINGLE-GAME HIGHS							AVERAGE PER GAME							CAREER HIGHS (C=SET, T=TIED THIS SERIES)						
PLAYER	MIN	REB	AST	ST	TO	BL	PTS	MIN	REB	AST	STL	TO	BLK	PTS	FG	FGA	FT	FTA	REB	AST	PTS
Parker	44	5	18	3	7	0	37	39.5	3.5	9.5	2.00	4.0	0.00	24.5	18	29	13	16	10	18C	43
Duncan	44	10	5	2	3	4	24	34.4	9.3	3.3	0.75	2.3	3.00	15.5	16	30	19	23	25	11	41
Leonard	40	11	1	5	2	1	18	35.8	7.0	0.5	2.00	1.3	0.75	11.3	9	17	4	8	16	3	22
Ginobili	30	7	6	1	6	1	19	26.3	5.3	4.5	0.50	2.5	0.50	10.0	11	24	15	17	11	11	39
Green	33	6	3	2	1	3	16	28.4	4.3	2.3	0.75	1.0	1.00	8.8	9	15	3	4	7	4	27
Splitter	34	6	3	1	2	4	14	26.2	3.0	2.0	0.25	1.0	1.75	8.8	6T	9	6	12	9	4	14T
Bonner	27	3	1	0	2	1	12	17.8	2.5	0.5	0.00	0.5	0.50	6.8	5	9	6	6	7	2	14
Blair	5	2	1	0	0	0	6	5.3	2.0	1.0	0.00	0.0	0.00	6.0	6	9	4	5	8	3	13
Neal	19	3	1	0	1	0	11	12.7	1.0	0.5	0.00	0.3	0.00	4.5	9	17	4	4	5	5	24
Diaw	21	2	3	0	1	1	7	17.9	1.8	1.5	0.00	0.3	0.25	4.3	13	23	11	11	12	9	34
Mills	5	0	1	0	0	0	3	5.2	0.0	1.0	0.00	0.0	0.00	3.0	4	5	1	1	1	2	9
Joseph	12	5	0	1	2	0	4	9.3	2.3	0.0	0.25	0.5	0.00	2.3	4	8	2	3	5C	6	8
McGrady	7	2	0	0	1	0	0	6.8	2.0	0.0	0.00	1.0	0.00	0.0	16	34	14	18	13	16	46
SPURS	**265**	**50**	**29**	**10**	**17**	**12**	**105**	**252.5**	**40.8**	**25.0**	**6.50**	**14.3**	**7.75**	**98.8**	**67**	**124**	**39**	**54**	**75**	**51**	**152**
OPPONENTS	**265**	**60**	**20**	**10**	**13**	**6**	**93**	**252.5**	**46.0**	**19.0**	**7.75**	**11.8**	**5.75**	**87.8**	**58**	**111**	**49**	**51**	**65**	**40**	**141**

MEMPHIS GRIZZLIES 2012 FIRST ROUND VS. LOS ANGELES CLIPPERS

				FIELD GOALS			3-POINT FG			FREE THROWS			REBOUNDS									
PLAYER	G	GS	MIN	FG	FGA	PCT	FG	FGA	PCT	FT	FTA	PCT	OFF	DEF	TOT	AST	PF	DQ	STL	TO	BLK	PTS	AVG
Gay	7	7	279	48	114	.421	4	19	.211	33	40	.825	10	36	46	10	15	0	9	21	2	133	19.0
Gasol	7	7	261	36	69	.522	0	1	.000	34	43	.791	16	31	47	22	25	0	2	13	13	106	15.1
Conley	7	7	277	32	76	.421	11	22	.500	24	32	.750	4	19	23	50	19	0	6	16	0	99	14.1
Randolph	7	7	248	37	88	.420	0	4	.000	22	35	.629	27	42	69	6	25	0	7	11	4	96	13.7
Mayo	7	0	163	17	62	.274	7	24	.292	21	27	.778	2	23	25	15	18	1	9	18	1	62	8.9
Allen	7	7	170	18	45	.400	0	5	.000	12	17	.706	8	14	22	5	21	1	9	10	7	48	6.9
Speights	7	0	100	20	41	.488	0	0	---	6	10	.600	13	17	30	2	13	0	3	5	3	46	6.6
Pondexter	7	0	114	12	18	.667	2	4	.500	7	9	.778	3	13	16	2	13	0	4	5	0	33	4.7
Haddadi	4	0	21	2	2	1.000	0	0	---	1	2	.500	5	4	9	1	5	0	0	1	2	5	1.3
Cunningham	7	0	49	4	11	.364	0	0	---	0	0	---	6	5	11	0	3	0	1	1	2	8	1.1
Arenas	6	0	23	2	8	.250	0	4	.000	0	0	---	0	1	1	1	6	0	0	1	0	4	0.7
Selby	1	0	0	0	0	---	0	0	---	0	0	---	0	0	0	0	0	0	0	0	0	0	0.0
GRIZZLIES	**7**	**-**	**1705**	**228**	**534**	**.427**	**24**	**83**	**.289**	**160**	**215**	**.744**	**94**	**205**	**299**	**114**	**163**	**2**	**50**	**108**	**34**	**640**	**91.4**
CLIPPERS	**7**	**-**	**1705**	**233**	**516**	**.452**	**43**	**123**	**.350**	**126**	**188**	**.670**	**65**	**194**	**259**	**114**	**179**	**2**	**65**	**106**	**43**	**635**	**90.7**

	SINGLE-GAME HIGHS							AVERAGE PER GAME							CAREER HIGHS (C=SET, T=TIED THIS SERIES)						
PLAYER	MIN	REB	AST	ST	TO	BL	PTS	MIN	REB	AST	STL	TO	BLK	PTS	FG	FGA	FT	FTA	REB	AST	PTS
Gay	48	9	4	3	4	1	24	39.9	6.6	1.4	1.29	3.0	0.29	19.0	9C	25C	12C	15C	9C	4C	24C
Gasol	40	10	6	1	3	3	23	37.3	6.7	3.1	0.29	1.9	1.86	15.1	11	20	8	12	21	6C	26
Conley	46	7	9	3	4	0	25	39.6	3.3	7.1	0.86	2.3	0.00	14.1	10T	20	11T	12T	7T	12	25C
Randolph	39	16	2	2	3	3	19	35.4	9.9	0.9	1.00	1.6	0.57	13.7	12	25	16	17	21	6	34
Mayo	29	9	4	3	5	1	20	23.3	3.6	2.1	1.29	2.6	0.14	8.9	7	18	6C	6T	9C	5	20C
Allen	30	5	1	3	3	3	10	24.3	3.1	0.7	1.29	1.4	1.00	6.9	7	13	6	10	5T	3	15
Speights	22	9	1	1	2	1	11	14.3	4.3	0.3	0.43	0.7	0.43	6.6	4C	10C	3C	4C	9C	1T	11C
Pondexter	25	7	1	2	2	0	11	16.3	2.3	0.3	0.57	0.7	0.00	4.7	4C	5C	2C	2C	7C	1T	11C
Haddadi	11	5	1	0	1	1	3	5.3	2.3	0.3	0.00	0.3	0.50	1.3	2	4	5	6	5C	1C	5
Cunningham	13	4	0	1	1	1	4	7.0	1.6	0.0	0.14	0.1	0.29	1.1	3	5T	5	6	5	0T	11
Arenas	10	1	1	0	1	0	4	3.8	0.2	0.2	0.00	0.2	0.00	0.7	14	27	14	19	8	14	44
Selby	0	0	0	0	0	0	0	0.0	0.0	0.0	0.00	0.0	0.00	0.0	0C	0C	0C	0C	0C	0C	0C
GRIZZLIES	**265**	**48**	**20**	**13**	**22**	**9**	**105**	**243.6**	**42.7**	**16.3**	**7.14**	**15.4**	**4.86**	**91.4**	**45**	**111**	**37**	**44**	**55**	**26**	**123**
OPPONENTS	**265**	**47**	**21**	**13**	**21**	**8**	**101**	**243.6**	**37.0**	**16.3**	**9.29**	**15.1**	**6.14**	**90.7**	**43**	**95**	**42**	**50**	**54**	**28**	**133**

LOS ANGELES CLIPPERS 2012 FIRST ROUND VS. MEMPHIS GRIZZLIES

				FIELD GOALS			3-POINT FG			FREE THROWS			REBOUNDS									
PLAYER	G	GS	MIN	FG	FGA	PCT	FG	FGA	PCT	FT	FTA	PCT	OFF	DEF	TOT	AST	PF	DQ	STL	TO	BLK	PTS	AVG
Paul	7	7	272	49	107	.458	9	27	.333	36	42	.857	3	37	40	50	21	1	19	25	1	143	20.4
Griffin	7	7	248	48	91	.527	0	1	.000	30	51	.588	13	32	45	18	30	1	15	18	2	126	18.0
Williams	7	0	150	26	69	.377	9	27	.333	7	8	.875	1	5	6	10	10	0	5	9	2	68	9.7
Butler	6	6	162	21	60	.350	4	20	.200	10	14	.714	4	12	16	3	16	0	4	9	1	56	9.3
Simmons	1	1	22	4	5	.800	1	2	.500	0	0	---	0	1	1	0	4	0	0	0	0	9	9.0
Young	7	0	135	18	41	.439	10	19	.526	11	12	.917	1	6	7	2	16	0	3	6	3	57	8.1
Foye	7	7	185	19	51	.373	9	24	.375	7	7	1.000	4	12	16	13	13	0	3	11	1	54	7.7
Bledsoe	7	0	97	16	33	.485	1	3	.333	8	14	.571	5	9	14	14	8	0	4	5	1	41	5.9
Martin	7	0	129	16	27	.593	0	0	---	1	2	.500	10	14	24	0	26	0	2	4	13	33	4.7
Jordan	7	7	151	10	20	.500	0	0	---	5	14	.357	9	20	29	3	12	0	3	6	14	25	3.6
Evans	7	0	156	6	12	.500	0	0	---	11	24	.458	15	46	61	1	23	0	7	6	5	23	3.3
CLIPPERS	**7**	**-**	**1705**	**233**	**516**	**.452**	**43**	**123**	**.350**	**126**	**188**	**.670**	**65**	**194**	**259**	**114**	**179**	**2**	**65**	**106**	**43**	**635**	**90.7**
GRIZZLIES	**7**	**-**	**1705**	**228**	**534**	**.427**	**24**	**83**	**.289**	**160**	**215**	**.744**	**94**	**205**	**299**	**114**	**163**	**2**	**50**	**108**	**34**	**640**	**91.4**

	SINGLE-GAME HIGHS							AVERAGE PER GAME							CAREER HIGHS (C=SET, T=TIED THIS SERIES)						
PLAYER	MIN	REB	AST	ST	TO	BL	PTS	MIN	REB	AST	STL	TO	BLK	PTS	FG	FGA	FT	FTA	REB	AST	PTS
Paul	42	9	11	5	5	1	29	38.9	5.7	7.1	2.71	3.6	0.14	20.4	15	25	12	14	13	17	35
Griffin	43	11	7	3	5	2	30	35.4	6.4	2.6	2.14	2.6	0.29	18.0	13	24	10C	17C	16	7C	30C
Williams	33	3	4	2	3	2	20	21.4	0.9	1.4	0.71	1.3	0.29	9.7	9	21T	8	9	7	10	24
Butler	32	5	2	1	2	1	14	27.0	2.7	0.5	0.67	1.5	0.17	9.3	12	24	8	10	20	5	35
Simmons	22	1	0	0	0	0	9	22.0	1.0	0.0	0.00	0.0	0.00	9.0	5	11	0T	0T	6	3	10
Young	24	2	1	2	2	1	19	19.3	1.0	0.3	0.43	0.9	0.43	8.1	6C	10	5C	6C	2T	1T	19C
Foye	36	4	3	1	3	1	16	26.4	2.3	1.9	0.43	1.6	0.14	7.7	6C	13C	4	6	4C	3T	16C
Bledsoe	24	4	6	1	2	1	14	13.9	2.0	2.0	0.57	0.7	0.14	5.9	10	16	3C	5C	5	6C	23
Martin	25	10	0	1	2	3	11	18.4	3.4	0.0	0.29	0.6	1.86	4.7	15	28	10	14	16	6	36
Jordan	26	8	2	1	3	4	7	21.6	4.1	0.4	0.43	0.9	2.00	3.6	4	7	3C	6C	9	2C	10
Evans	28	13	1	2	3	3	7	22.3	8.7	0.1	1.00	0.9	0.71	3.3	4	7	7	10	15	3	13
CLIPPERS	**265**	**47**	**21**	**13**	**21**	**8**	**101**	**243.6**	**37.0**	**16.3**	**9.29**	**15.1**	**6.14**	**90.7**	**50**	**111**	**36**	**48**	**62**	**30**	**124**
OPPONENTS	**265**	**48**	**20**	**13**	**22**	**9**	**105**	**243.6**	**42.7**	**16.3**	**7.14**	**15.4**	**4.86**	**91.4**	**49**	**107**	**35**	**46**	**59**	**35**	**130**

MEMPHIS GRIZZLIES 2011 FIRST ROUND VS. SAN ANTONIO SPURS

				- FIELD GOALS -			- 3-POINT FG -			- FREE THROWS -			- REBOUNDS -									
PLAYER	G	GS	MIN	FG	FGA	PCT	FG	FGA	PCT	FT	FTA	PCT	OFF	DEF	TOT	AST	PF	DQ	STL	TO	BLK	PTS	AVG
Randolph	6	6	224	48	96	.500	1	5	.200	32	39	.821	11	44	55	20	21	0	8	12	3	129	21.5
Conley	6	6	230	32	81	.395	2	12	.167	20	26	.769	3	24	27	37	21	0	5	13	1	86	14.3
Gasol	6	6	242	32	60	.533	0	0	---	21	32	.656	20	54	74	13	23	0	3	13	9	85	14.2
Young	6	6	133	24	47	.511	3	8	.375	8	13	.615	2	14	16	1	10	0	3	5	2	59	9.8
Allen	6	6	160	21	47	.447	0	3	.000	12	17	.706	5	11	16	12	18	1	14	11	2	54	9.0
Mayo	6	0	134	18	49	.367	8	16	.500	10	14	.714	1	11	12	10	20	1	3	8	0	54	9.0
Arthur	6	0	99	22	40	.550	0	0	---	4	5	.800	8	9	17	3	12	0	2	6	9	48	8.0
Battier	6	0	162	15	30	.500	6	17	.353	3	4	.750	5	20	25	8	13	0	4	3	2	39	6.5
Vasquez	6	0	61	10	16	.625	2	5	.400	3	6	.500	1	8	9	11	5	0	2	5	1	25	4.2
Smith	2	0	5	2	2	1.000	0	0	---	0	0	---	0	1	1	1	1	0	0	0	0	4	2.0
Powe	2	0	6	1	5	.200	0	0	---	0	0	---	1	0	1	0	0	0	0	0	0	2	1.0
Haddadi	4	0	10	0	1	.000	0	0	---	0	0	---	0	1	1	0	3	0	0	1	0	0	0.0
GRIZZLIES	**6**	**-**	**1465**	**225**	**474**	**.475**	**22**	**66**	**.333**	**113**	**156**	**.724**	**57**	**197**	**254**	**116**	**147**	**2**	**44**	**82**	**29**	**585**	**97.5**
SPURS	**6**	**-**	**1465**	**202**	**463**	**.436**	**32**	**109**	**.294**	**130**	**171**	**.760**	**61**	**189**	**250**	**107**	**129**	**2**	**44**	**86**	**35**	**566**	**94.3**

	SINGLE-GAME HIGHS							AVERAGE PER GAME							CAREER HIGHS (C=SET, T=TIED THIS SERIES)						
PLAYER	MIN	REB	AST	ST	TO	BL	PTS	MIN	REB	AST	STL	TO	BLK	PTS	FG	FGA	FT	FTA	REB	AST	PTS
Randolph	44	14	6	3	4	2	31	37.3	9.2	3.3	1.33	2.0	0.50	21.5	12C	22C	9	10T	15	6C	31C
Conley	44	7	10	3	5	1	20	38.3	4.5	6.2	0.83	2.2	0.17	14.3	9C	20C	6C	8C	7C	10C	20C
Gasol	44	17	3	2	4	2	24	40.3	12.3	2.2	0.50	2.2	1.50	14.2	9C	14C	8C	11C	17C	3C	24C
Young	32	6	1	2	2	1	18	22.2	2.7	0.2	0.50	0.8	0.33	9.8	7C	13C	3C	4C	6C	1C	18C
Allen	33	4	3	4	4	1	15	26.7	2.7	2.0	2.33	1.8	0.33	9.0	7T	13C	4	6T	5	3T	15T
Mayo	30	3	4	2	3	0	13	22.3	2.0	1.7	0.50	1.3	0.00	9.0	5C	13C	4C	6C	3C	4C	13C
Arthur	21	6	1	1	3	3	14	16.5	2.8	0.5	0.33	1.0	1.50	8.0	7C	10C	2C	2C	6C	1C	14C
Battier	34	7	2	2	1	1	10	27.0	4.2	1.3	0.67	0.5	0.33	6.5	7	12	6	6	9	7	23
Vasquez	23	3	3	1	2	1	11	10.2	1.5	1.8	0.33	0.8	0.17	4.2	4C	8C	3C	4C	3C	3C	11C
Smith	3	1	1	0	0	0	4	2.5	0.5	0.5	0.00	0.0	0.00	2.0	2C	2C	0C	0C	1C	1C	4C
Powe	3	1	0	0	0	0	2	3.0	0.5	0.0	0.00	0.0	0.00	1.0	6	8	9	13	8	1	21
Haddadi	9	1	0	0	1	0	0	2.5	0.3	0.0	0.00	0.3	0.00	0.0	0C	1C	0C	0C	1C	0C	0C
GRIZZLIES	**265**	**50**	**24**	**12**	**17**	**7**	**104**	**244.2**	**42.3**	**19.3**	**7.33**	**13.7**	**4.83**	**97.5**	**45**	**94**	**24**	**33C**	**50C**	**26**	**115**
OPPONENTS	**265**	**48**	**23**	**9**	**19**	**10**	**110**	**244.2**	**41.7**	**17.8**	**7.33**	**14.3**	**5.83**	**94.3**	**43**	**93**	**36T**	**49**	**53**	**28**	**123**

SAN ANTONIO SPURS 2011 FIRST ROUND VS. MEMPHIS GRIZZLIES

				- FIELD GOALS -			- 3-POINT FG -			- FREE THROWS -			- REBOUNDS -									
PLAYER	G	GS	MIN	FG	FGA	PCT	FG	FGA	PCT	FT	FTA	PCT	OFF	DEF	TOT	AST	PF	DQ	STL	TO	BLK	PTS	AVG
Ginobili	5	5	174	31	70	.443	9	28	.321	32	41	.780	2	18	20	21	13	0	13	17	3	103	20.6
Parker	6	6	221	43	93	.462	1	8	.125	31	41	.756	1	15	16	31	10	0	8	20	2	118	19.7
Duncan	6	6	212	33	69	.478	0	0	---	10	16	.625	16	47	63	16	17	1	3	18	15	76	12.7
Hill	6	1	189	20	50	.400	4	15	.267	26	30	.867	5	25	30	14	15	1	9	8	2	70	11.7
Neal	6	0	111	17	46	.370	5	19	.263	7	7	1.000	2	16	18	5	11	0	1	2	1	46	7.7
Splitter	3	0	50	10	16	.625	0	0	---	0	3	.000	7	7	14	1	4	0	3	2	1	20	6.7
Jefferson	6	6	176	12	31	.387	6	17	.353	9	11	.818	2	23	25	5	13	0	3	6	3	39	6.5
Bonner	6	0	123	12	25	.480	6	18	.333	8	10	.800	7	12	19	2	18	0	1	1	1	38	6.3
McDyess	6	6	145	15	36	.417	0	0	---	4	7	.571	10	20	30	8	21	0	2	7	5	34	5.7
Blair	4	0	50	7	21	.333	0	0	---	3	5	.600	9	4	13	2	6	0	0	2	1	17	4.3
Green	4	0	7	2	6	.333	1	4	.250	0	0	---	0	1	1	2	1	0	1	1	1	5	1.3
Novak	1	0	6	0	0	---	0	0	---	0	0	---	0	1	1	0	0	0	0	0	0	0	0.0
SPURS	**6**	**-**	**1465**	**202**	**463**	**.436**	**32**	**109**	**.294**	**130**	**171**	**.760**	**61**	**189**	**250**	**107**	**129**	**2**	**44**	**86**	**35**	**566**	**94.3**
GRIZZLIES	**6**	**-**	**1465**	**225**	**474**	**.475**	**22**	**66**	**.333**	**113**	**156**	**.724**	**57**	**197**	**254**	**116**	**147**	**2**	**44**	**82**	**29**	**585**	**97.5**

	SINGLE-GAME HIGHS							AVERAGE PER GAME							CAREER HIGHS (C=SET, T=TIED THIS SERIES)						
PLAYER	MIN	REB	AST	ST	TO	BL	PTS	MIN	REB	AST	STL	TO	BLK	PTS	FG	FGA	FT	FTA	REB	AST	PTS
Ginobili	42	7	6	4	6	2	33	34.8	4.0	4.2	2.60	3.4	0.60	20.6	11	24	15	17	11	11	39
Parker	44	5	9	3	7	1	24	36.8	2.7	5.2	1.33	3.3	0.33	19.7	18	29	13	16T	10	14	43
Duncan	40	13	6	1	5	5	16	35.3	10.5	2.7	0.50	3.0	2.50	12.7	16	30	19	23	25	11	41
Hill	41	7	4	4	2	1	16	31.5	5.0	2.3	1.50	1.3	0.33	11.7	11	16	11C	13C	7C	4C	29
Neal	25	5	2	1	1	1	11	18.5	3.0	0.8	0.17	0.3	0.17	7.7	4C	12C	4C	4C	5C	2C	11C
Splitter	22	9	1	2	1	1	10	16.7	4.7	0.3	1.00	0.7	0.33	6.7	5C	9C	0C	2C	9C	1C	10C
Jefferson	37	6	2	1	2	1	16	29.3	4.2	0.8	0.50	1.0	0.50	6.5	13	22	13	18	16	10	33
Bonner	24	5	1	1	1	1	12	20.5	3.2	0.3	0.17	0.2	0.17	6.3	5	9	6C	6C	7	1T	14
McDyess	32	10	2	1	2	3	10	24.2	5.0	1.3	0.33	1.2	0.83	5.7	11	23	6	7	19	3	26
Blair	22	6	2	0	1	1	9	12.5	3.3	0.5	0.00	0.5	0.25	4.3	3T	9C	4	5	8	2C	9C
Green	6	1	2	1	1	1	3	1.8	0.3	0.5	0.25	0.3	0.25	1.3	1C	4C	0C	0C	1C	2C	3C
Novak	6	1	0	0	0	0	0	6.0	1.0	0.0	0.00	0.0	0.00	0.0	3	3	0T	0T	2	0T	8
SPURS	**265**	**48**	**23**	**9**	**19**	**10**	**110**	**244.2**	**41.7**	**17.8**	**7.33**	**14.3**	**5.83**	**94.3**	**67**	**124**	**39**	**54**	**75**	**51**	**152**
OPPONENTS	**265**	**50**	**24**	**12**	**17**	**7**	**104**	**244.2**	**42.3**	**19.3**	**7.33**	**13.7**	**4.83**	**97.5**	**58**	**111**	**49**	**51**	**63**	**40**	**141**

MEMPHIS GRIZZLIES 2011 WESTERN CONFERENCE SEMIFINALS VS. OKLAHOMA CITY THUNDER

				FIELD GOALS			3-POINT FG			FREE THROWS			REBOUNDS								
PLAYER	G	GS	MIN	FG	FGA	PCT	FG	FGA	PCT	FT	FTA	PCT	OFF	DEF	TOT	AST	PF	DQ	STL	TO	BLK	PTS	AVG
Randolph	7	7	292	52	128	.406	1	3	.333	55	67	.821	32	54	86	11	24	0	6	15	7	160	22.9
Conley	7	7	277	39	102	.382	9	25	.360	24	27	.889	4	19	23	46	18	1	9	17	2	111	15.9
Gasol	7	7	276	40	81	.494	0	2	.000	30	41	.732	21	51	72	16	21	0	11	13	19	110	15.7
Mayo	7	2	229	34	85	.400	12	33	.364	13	15	.867	9	20	29	21	22	1	8	9	4	93	13.3
Allen	7	7	190	22	54	.407	1	4	.250	15	24	.625	10	12	22	8	25	0	11	13	3	60	8.6
Arthur	7	0	102	17	45	.378	1	1	1.000	9	12	.750	6	6	12	4	18	0	5	6	3	44	6.3
Young	7	5	123	19	49	.388	0	4	.000	1	2	.500	5	9	14	1	8	0	3	3	1	39	5.6
Battier	7	0	177	14	36	.389	2	12	.167	3	5	.600	12	15	27	7	14	0	3	3	4	33	4.7
Vasquez	7	0	80	11	25	.440	2	6	.333	7	7	1.000	2	8	10	14	6	0	3	4	1	31	4.4
Powe	2	0	8	1	3	.333	0	0	---	3	4	.750	1	2	3	0	0	0	0	0	0	5	2.5
Haddadi	5	0	21	3	9	.333	0	1	.000	5	6	.833	3	4	7	0	4	0	0	1	5	11	2.2
Smith	3	0	5	0	1	.000	0	0	---	0	0	---	0	1	1	1	0	0	1	1	0	0	0.0
GRIZZLIES	**7**	**-**	**1780**	**252**	**618**	**.408**	**28**	**91**	**.308**	**165**	**210**	**.786**	**105**	**201**	**306**	**129**	**160**	**2**	**60**	**88**	**49**	**697**	**99.6**
THUNDER	**7**	**-**	**1780**	**255**	**567**	**.450**	**47**	**146**	**.322**	**168**	**206**	**.816**	**92**	**226**	**318**	**130**	**179**	**3**	**50**	**113**	**53**	**725**	**103.6**

	SINGLE-GAME HIGHS							AVERAGE PER GAME							CAREER HIGHS (C=SET, T=TIED THIS SERIES)						
PLAYER	MIN	REB	AST	ST	TO	BL	PTS	MIN	REB	AST	STL	TO	BLK	PTS	FG	FGA	FT	FTA	REB	AST	PTS
Randolph	56	21	3	3	5	2	34	41.7	12.3	1.6	0.86	2.1	1.00	22.9	12T	25C	16C	17C	21C	6	34C
Conley	47	5	12	2	4	1	24	39.6	3.3	6.6	1.29	2.4	0.29	15.9	10C	20	11C	12C	7	12C	24C
Gasol	57	21	4	3	6	5	26	39.4	10.3	2.3	1.57	1.9	2.71	15.7	11C	20C	8T	12C	21C	4C	26C
Mayo	42	6	5	4	3	2	18	32.7	4.1	3.0	1.14	1.3	0.57	13.3	7C	18C	4T	6	6C	5C	18C
Allen	33	5	2	4	4	1	10	27.1	3.1	1.1	1.57	1.9	0.43	8.6	7	13T	6C	10C	5T	3	15
Arthur	20	4	2	2	3	1	9	14.6	1.7	0.6	0.71	0.9	0.43	6.3	7	10	3C	4C	6	2C	14
Young	26	4	1	1	2	1	12	17.6	2.0	0.1	0.43	0.4	0.14	5.6	7	13	3	4	6	1T	18
Battier	39	5	3	2	1	2	11	25.3	3.9	1.0	0.43	0.4	0.57	4.7	7	12	6	6	9	7	23
Vasquez	27	4	3	2	2	1	14	11.4	1.4	2.0	0.43	0.6	0.14	4.4	4T	12C	5C	5C	4C	3T	14C
Powe	6	2	0	0	0	0	3	4.0	1.5	0.0	0.00	0.0	0.00	2.5	6	8	9	13	8	1	21
Haddadi	7	2	0	0	1	2	5	4.2	1.4	0.0	0.00	0.2	1.00	2.2	2C	4C	5C	6C	2C	0T	5C
Smith	4	1	1	1	1	0	0	1.7	0.3	0.3	0.33	0.3	0.00	0.0	2	2	0T	0T	1T	1T	4
GRIZZLIES	**315**	**55**	**24**	**11**	**19**	**9**	**123**	**254.3**	**43.7**	**18.4**	**8.57**	**12.6**	**7.00**	**99.6**	**45**	**111C**	**37C**	**44C**	**55C**	**26**	**123C**
OPPONENTS	**315**	**54**	**25**	**11**	**18**	**11**	**133**	**254.3**	**45.4**	**18.6**	**7.14**	**16.1**	**7.57**	**103.6**	**43T**	**95C**	**42C**	**50C**	**54C**	**28**	**133C**

OKLAHOMA CITY THUNDER 2011 WESTERN CONFERENCE SEMIFINALS VS. MEMPHIS GRIZZLIES

				FIELD GOALS			3-POINT FG			FREE THROWS			REBOUNDS								
PLAYER	G	GS	MIN	FG	FGA	PCT	FG	FGA	PCT	FT	FTA	PCT	OFF	DEF	TOT	AST	PF	DQ	STL	TO	BLK	PTS	AVG
Durant	7	7	290	61	136	.449	14	42	.333	49	61	.803	7	57	64	10	19	0	5	16	7	185	26.4
Westbrook	7	7	262	59	142	.415	5	15	.333	45	50	.900	13	24	37	53	24	1	12	34	3	168	24.0
Harden	7	0	226	30	62	.484	10	34	.294	27	31	.871	5	28	33	29	17	0	9	13	7	97	13.9
Ibaka	7	7	186	28	56	.500	0	0	---	8	11	.727	17	20	37	1	30	0	1	6	19	64	9.1
Collison	7	0	177	18	32	.563	0	0	---	9	11	.818	16	27	43	4	26	0	8	4	6	45	6.4
Cook	7	0	96	12	32	.375	8	26	.308	4	4	1.000	1	12	13	1	7	0	1	4	0	36	5.1
Maynor	7	0	94	10	30	.333	5	11	.455	8	10	.800	4	6	10	20	7	0	6	8	0	33	4.7
Perkins	7	7	214	11	25	.440	0	0	---	7	13	.538	19	26	45	5	27	2	2	12	5	29	4.1
Robinson	2	0	6	2	4	.500	2	4	.500	2	2	1.000	0	0	0	1	1	0	0	0	0	8	4.0
Sefolosha	7	7	136	11	25	.440	1	12	.083	5	5	1.000	4	12	16	5	7	0	3	10	2	28	4.0
Mohammed	7	0	86	11	21	.524	0	0	---	4	8	.500	6	13	19	0	14	0	3	3	4	26	3.7
Ivey	2	0	6	2	2	1.000	2	2	1.000	0	0	---	0	1	1	1	0	0	0	0	0	6	3.0
THUNDER	**7**	**-**	**1780**	**255**	**567**	**.450**	**47**	**146**	**.322**	**168**	**206**	**.816**	**92**	**226**	**318**	**130**	**179**	**3**	**50**	**113**	**53**	**725**	**103.6**
GRIZZLIES	**7**	**-**	**1780**	**252**	**618**	**.408**	**28**	**91**	**.308**	**165**	**210**	**.786**	**105**	**201**	**306**	**129**	**160**	**2**	**60**	**88**	**49**	**697**	**99.6**

	SINGLE-GAME HIGHS							AVERAGE PER GAME							CAREER HIGHS (C=SET, T=TIED THIS SERIES)						
PLAYER	MIN	REB	AST	ST	TO	BL	PTS	MIN	REB	AST	STL	TO	BLK	PTS	FG	FGA	FT	FTA	REB	AST	PTS
Durant	57	13	3	4	5	3	39	41.4	9.1	1.4	0.71	2.3	1.00	26.4	14	27	18	19	19	6	41
Westbrook	51	10	14	3	7	2	40	37.4	5.3	7.6	1.71	4.9	0.43	24.0	15C	33C	14	18	10C	14C	40C
Harden	49	7	7	4	3	3	21	32.3	4.7	4.1	1.29	1.9	1.00	13.9	7	11T	11C	11C	9	7C	23
Ibaka	43	11	1	1	3	6	16	26.6	5.3	0.1	0.14	0.9	2.71	9.1	8	15	10	10	16	2	22
Collison	35	12	1	2	2	3	9	25.3	6.1	0.6	1.14	0.6	0.86	6.4	6	9	3T	7	12T	3	15
Cook	24	5	1	1	2	0	18	13.7	1.9	0.1	0.14	0.6	0.00	5.1	7	12	2T	2T	5T	2	20
Maynor	23	2	9	3	2	0	15	13.4	1.4	2.9	0.86	1.1	0.00	4.7	6C	9	6	7	3	9C	15C
Perkins	35	13	2	1	3	2	6	30.6	6.4	0.7	0.29	1.7	0.71	4.1	8	13	6	9	19	4	18
Robinson	4	0	1	0	0	0	5	3.0	0.0	0.5	0.00	0.0	0.00	4.0	4	10	3	4	4	4	13
Sefolosha	28	6	2	2	3	1	6	19.4	2.3	0.7	0.43	1.4	0.29	4.0	6	10	5	8	8	3	12
Mohammed	22	6	0	2	1	2	10	12.3	2.7	0.0	0.43	0.4	0.57	3.7	8	11	8	10	15	1	19
Ivey	4	1	1	0	0	0	3	3.0	0.5	0.5	0.00	0.0	0.00	3.0	2	3	2	2	2	1T	5
THUNDER	**315**	**54**	**25**	**11**	**18**	**11**	**133**	**254.3**	**45.4**	**18.6**	**7.14**	**16.1**	**7.57**	**103.6**	**52**	**107**	**47**	**62**	**71**	**38**	**133C**
OPPONENTS	**315**	**55**	**24**	**11**	**19**	**9**	**123**	**254.3**	**43.7**	**18.4**	**8.57**	**12.6**	**7.00**	**99.6**	**59**	**114**	**57**	**64**	**69**	**36**	**151**

MEMPHIS GRIZZLIES 2006 FIRST ROUND VS. DALLAS MAVERICKS

				FIELD GOALS			3-POINT FG			FREE THROWS			REBOUNDS									
PLAYER	G	GS	MIN	FG	FGA	PCT	FG	FGA	PCT	FT	FTA	PCT	OFF	DEF	TOT	AST	PF	DQ	STL	TO	BLK	PTS	AVG
Gasol	4	4	158	29	67	.433	0	1	.000	23	30	.767	4	23	27	12	11	0	2	11	5	81	20.3
E. Jones	4	3	119	14	29	.483	3	7	.429	10	15	.667	3	8	11	10	10	0	3	1	1	41	10.3
Atkins	4	4	103	15	37	.405	4	11	.364	5	8	.625	0	3	3	12	15	1	2	4	0	39	9.8
Miller	4	1	107	12	30	.400	1	8	.125	9	9	1.000	1	14	15	7	11	0	2	8	2	34	8.5
Jackson	4	0	100	12	29	.414	4	11	.364	5	7	.714	0	8	8	5	7	0	1	14	0	33	8.3
Wright	4	0	86	11	18	.611	0	0	---	7	10	.700	11	9	20	3	9	0	0	5	4	29	7.3
Warrick	3	1	43	4	16	.250	0	1	.000	12	14	.857	1	6	7	0	7	0	1	4	0	20	6.7
Battier	4	4	129	10	20	.500	2	7	.286	2	6	.333	7	16	23	2	16	0	4	8	2	24	6.0
D. Jones	4	0	46	5	7	.714	0	0	---	7	10	.700	1	6	7	0	7	0	1	2	0	17	4.3
Tsakalidis	4	3	59	6	10	.600	0	0	---	1	2	.500	4	7	11	2	13	0	1	7	1	13	3.3
Burks	2	0	13	1	1	1.000	0	0	---	1	2	.500	0	1	1	2	2	0	1	0	0	3	1.5
Cardinal	3	0	22	1	2	.500	1	2	.500	0	0	---	1	3	4	1	2	0	1	0	0	3	1.0
GRIZZLIES	**4**	**-**	**985**	**120**	**266**	**.451**	**15**	**48**	**.313**	**82**	**113**	**.726**	**33**	**104**	**137**	**56**	**110**	**1**	**19**	**64**	**15**	**337**	**84.3**
MAVERICKS	**4**	**-**	**985**	**139**	**307**	**.453**	**21**	**59**	**.356**	**94**	**110**	**.855**	**55**	**117**	**172**	**73**	**112**	**0**	**27**	**51**	**18**	**393**	**98.3**

	SINGLE-GAME HIGHS							AVERAGE PER GAME							CAREER HIGHS (C=SET, T=TIED THIS SERIES)						
PLAYER	MIN	REB	AST	ST	TO	BL	PTS	MIN	REB	AST	STL	TO	BLK	PTS	FG	FGA	FT	FTA	REB	AST	PTS
Gasol	41	7	5	1	4	2	25	39.5	6.8	3.0	0.50	2.8	1.25	20.3	13	26	8T	11C	16	5T	28
E. Jones	48	6	5	2	1	1	16	29.8	2.8	2.5	0.75	0.3	0.25	10.3	12	21	10	14	11	8	32
Atkins	36	2	4	1	2	0	20	25.8	0.8	3.0	0.50	1.0	0.00	9.8	8T	17	9	9	7	8	23
Miller	38	5	2	1	3	2	10	26.8	3.8	1.8	0.50	2.0	0.50	8.5	9	18	5C	5C	6	5	22
Jackson	33	4	4	1	5	0	12	25.0	2.0	1.3	0.25	3.5	0.00	8.3	10	20	5	8	11	6	26
Wright	40	10	2	0	2	3	10	21.5	5.0	0.8	0.00	1.3	1.00	7.3	7	13	5	5	10C	3	17
Warrick	18	4	0	1	2	0	11	14.3	2.3	0.0	0.33	1.3	0.00	6.7	2C	7C	7C	8C	4C	0C	11C
Battier	43	7	1	3	4	2	10	32.3	5.8	0.5	1.00	2.0	0.50	6.0	4T	9	2	4	9	3	10T
D. Jones	20	3	0	1	1	0	8	11.5	1.8	0.0	0.25	0.5	0.00	4.3	5	10	3C	6C	5	1	14
Tsakalidis	27	8	2	1	2	1	11	14.8	2.8	0.5	0.25	1.8	0.25	3.3	5C	8C	2	2T	12	2C	11C
Burks	8	1	1	1	0	0	3	6.5	0.5	1.0	0.50	0.0	0.00	1.5	1C	1C	1C	2C	1C	1T	3C
Cardinal	10	3	1	1	0	0	3	7.3	1.3	0.3	0.33	0.0	0.00	1.0	4	12	5	7	6	1T	13
GRIZZLIES	**265**	**42**	**16**	**8**	**20**	**5**	**93**	**246.3**	**34.3**	**14.0**	**4.75**	**16.0**	**3.75**	**84.3**	**45**	**94**	**24**	**30C**	**46**	**26**	**115**
OPPONENTS	**265**	**50**	**21**	**12**	**14**	**6**	**103**	**246.3**	**43.0**	**18.3**	**6.75**	**12.8**	**4.50**	**98.3**	**43**	**93**	**36**	**49**	**53**	**28**	**123**

DALLAS MAVERICKS 2006 FIRST ROUND VS. MEMPHIS GRIZZLIES

				FIELD GOALS			3-POINT FG			FREE THROWS			REBOUNDS									
PLAYER	G	GS	MIN	FG	FGA	PCT	FG	FGA	PCT	FT	FTA	PCT	OFF	DEF	TOT	AST	PF	DQ	STL	TO	BLK	PTS	AVG
Nowitzki	4	4	165	42	83	.506	8	19	.421	33	38	.868	6	25	31	12	12	0	3	5	2	125	31.3
Terry	4	4	147	26	62	.419	4	17	.235	14	16	.875	3	12	15	22	12	0	3	7	0	70	17.5
Howard	4	4	126	23	47	.489	6	12	.500	13	15	.867	4	18	22	7	16	0	4	7	1	65	16.3
Stackhouse	4	0	118	15	42	.357	2	9	.222	15	17	.882	4	6	10	8	11	0	2	8	0	47	11.8
Dampier	4	0	111	8	23	.348	0	0	---	10	12	.833	19	16	35	2	14	0	3	2	9	26	6.5
Griffin	4	4	100	10	18	.556	0	0	---	1	1	1.000	11	9	20	10	9	0	6	3	0	21	5.3
Daniels	3	0	57	6	12	.500	1	1	1.000	0	0	---	1	7	8	7	7	0	2	3	0	13	4.3
Harris	4	0	52	7	13	.538	0	0	---	3	5	.600	1	3	4	5	8	0	2	5	0	17	4.3
Mbenga	2	0	11	1	2	.500	0	0	---	2	2	1.000	1	4	5	0	3	0	0	2	1	4	2.0
Armstrong	2	0	6	0	2	.000	0	1	.000	2	2	1.000	0	2	2	0	1	0	0	1	0	2	1.0
Diop	4	4	77	1	2	.500	0	0	---	1	2	.500	5	15	20	0	16	0	2	4	5	3	0.8
Powell	2	0	14	0	1	.000	0	0	---	0	0	---	0	0	0	0	3	0	0	1	0	0	0.0
MAVERICKS	**4**	**-**	**985**	**139**	**307**	**.453**	**21**	**59**	**.356**	**94**	**110**	**.855**	**55**	**117**	**172**	**73**	**112**	**0**	**27**	**51**	**18**	**393**	**98.3**
GRIZZLIES	**4**	**-**	**985**	**120**	**266**	**.451**	**15**	**48**	**.313**	**82**	**113**	**.726**	**33**	**104**	**137**	**56**	**110**	**1**	**19**	**64**	**15**	**337**	**84.3**

	SINGLE-GAME HIGHS							AVERAGE PER GAME							CAREER HIGHS (C=SET, T=TIED THIS SERIES)						
PLAYER	MIN	REB	AST	ST	TO	BL	PTS	MIN	REB	AST	STL	TO	BLK	PTS	FG	FGA	FT	FTA	REB	AST	PTS
Nowitzki	48	11	5	2	2	1	36	41.3	7.8	3.0	0.75	1.3	0.50	31.3	16	28	21	24	21	9	46
Terry	46	6	9	1	3	0	22	36.8	3.8	5.5	0.75	1.8	0.00	17.5	13	25	12	12	9	9C	36
Howard	38	9	2	3	3	1	24	31.5	5.5	1.8	1.00	1.8	0.25	16.3	13	21	11	11	14	4	29
Stackhouse	34	5	5	1	3	0	19	29.5	2.5	2.0	0.50	2.0	0.00	11.8	11	22	11	13	11	8	31
Dampier	33	12	1	2	1	3	12	27.8	8.8	0.5	0.75	0.5	2.25	6.5	7	8T	4C	6C	14	2	15
Griffin	31	9	4	4	1	0	6	25.0	5.0	2.5	1.50	0.8	0.00	5.3	7	12	2	2	9C	4C	15
Daniels	26	4	3	2	2	0	13	19.0	2.7	2.3	0.67	1.0	0.00	4.3	10	20	6	7	11	5	22
Harris	19	1	3	2	3	0	7	13.0	1.0	1.3	0.50	1.3	0.00	4.3	7	14	10	11	6	6	24
Mbenga	7	3	0	0	1	1	2	5.5	2.5	0.0	0.00	1.0	0.50	2.0	1C	1T	2C	2C	3C	0T	2C
Armstrong	5	2	0	0	1	0	2	3.0	1.0	0.0	0.00	0.5	0.00	1.0	6	14	9	10	10	8	21
Diop	24	8	0	2	2	2	3	19.3	5.0	0.0	0.50	1.0	1.25	0.8	3	3	2	2T	8C	0T	8
Powell	10	0	0	0	1	0	0	7.0	0.0	0.0	0.00	0.5	0.00	0.0	0T	1T	0T	0T	0T	0T	0T
MAVERICKS	**265**	**50**	**21**	**12**	**14**	**6**	**103**	**246.3**	**43.0**	**18.3**	**6.75**	**12.8**	**4.50**	**98.3**	**59**	**112**	**49**	**55**	**58**	**36**	**151**
OPPONENTS	**265**	**42**	**16**	**8**	**20**	**5**	**93**	**246.3**	**34.3**	**14.0**	**4.75**	**16.0**	**3.75**	**84.3**	**57**	**108**	**40**	**48**	**68**	**38**	**137**

MEMPHIS GRIZZLIES 2005 FIRST ROUND VS. PHOENIX SUNS

				FIELD GOALS			3-POINT FG			FREE THROWS			REBOUNDS									
PLAYER	G	GS	MIN	FG	FGA	PCT	FG	FGA	PCT	FT	FTA	PCT	OFF	DEF	TOT	AST	PF	DQ	STL	TO	BLK	PTS	AVG
Gasol	4	4	133	39	80	.488	1	1	1.000	6	12	.500	15	15	30	10	12	0	2	7	7	85	21.3
Williams	4	4	114	28	53	.528	10	21	.476	2	2	1.000	1	8	9	21	7	0	6	8	0	68	17.0
Miller	4	4	110	18	37	.486	8	17	.471	4	4	1.000	0	10	10	11	7	0	0	5	3	48	12.0
Posey	4	0	100	11	25	.440	7	15	.467	10	13	.769	1	12	13	4	14	0	2	5	1	39	9.8
Swift	3	0	48	12	20	.600	0	0	---	4	7	.571	7	7	14	1	3	0	1	2	0	28	9.3
Wright	4	4	85	16	28	.571	0	0	---	1	2	.500	6	14	20	9	10	0	1	2	1	33	8.3
Jones	3	0	71	8	21	.381	3	5	.600	3	4	.750	2	7	9	1	8	0	1	2	0	22	7.3
Battier	4	4	119	13	31	.419	1	7	.143	2	5	.400	10	17	27	6	14	0	2	4	4	29	7.3
Wells	2	0	25	4	9	.444	0	0	---	6	6	1.000	0	4	4	3	1	0	2	1	1	14	7.0
Cardinal	4	0	78	9	23	.391	0	4	.000	8	11	.727	2	10	12	2	11	0	3	1	0	26	6.5
Watson	4	0	74	8	24	.333	1	9	.111	2	2	1.000	3	7	10	15	11	0	3	2	1	19	4.8
Burks	1	0	3	0	0	---	0	0	---	0	0	---	0	0	0	1	0	0	0	0	0	0	0.0
GRIZZLIES	**4**	**-**	**960**	**166**	**351**	**.473**	**31**	**79**	**.392**	**48**	**68**	**.706**	**47**	**111**	**158**	**84**	**98**	**0**	**23**	**43**	**18**	**411**	**102.8**
SUNS	**4**	**-**	**960**	**159**	**316**	**.503**	**42**	**92**	**.457**	**95**	**128**	**.742**	**42**	**130**	**172**	**95**	**70**	**0**	**19**	**44**	**31**	**455**	**113.8**

	SINGLE-GAME HIGHS							AVERAGE PER GAME							CAREER HIGHS (C=SET, T=TIED THIS SERIES)						
PLAYER	MIN	REB	AST	ST	TO	BL	PTS	MIN	REB	AST	STL	TO	BLK	PTS	FG	FGA	FT	FTA	REB	AST	PTS
Gasol	39	16	5	1	2	4	28	33.3	7.5	2.5	0.50	1.8	1.75	21.3	13C	26C	8	8	16C	5C	28C
Williams	31	4	8	2	3	0	21	28.5	2.3	5.3	1.50	2.0	0.00	17.0	9C	16	5	5	8	8T	21C
Miller	33	3	5	0	2	2	19	27.5	2.5	2.8	0.00	1.3	0.75	12.0	9	18	4	4	6	5T	22
Posey	28	5	2	2	3	1	12	25.0	3.3	1.0	0.50	1.3	0.25	9.8	6	13	8	8	11	2T	20
Swift	22	8	1	1	1	0	13	16.0	4.7	0.3	0.33	0.7	0.00	9.3	6C	9T	4	4T	8C	1T	13C
Wright	30	8	3	1	1	1	14	21.3	5.0	2.3	0.25	0.5	0.25	8.3	7C	13	5	5	9	3C	17
Jones	34	5	1	1	2	0	14	23.7	3.0	0.3	0.33	0.7	0.00	7.3	5C	10C	2C	2C	5C	1C	14C
Battier	36	9	3	2	2	2	10	29.8	6.8	1.5	0.50	1.0	1.00	7.3	4C	9C	2T	4C	9C	3C	10C
Wells	16	2	3	2	1	1	8	12.5	2.0	1.5	1.00	0.5	0.50	7.0	16	24	9	12	10	7	45
Cardinal	33	6	1	3	1	0	13	19.5	3.0	0.5	0.75	0.3	0.00	6.5	4C	12C	5C	7C	6C	1C	13C
Watson	20	4	5	1	1	1	11	18.5	2.5	3.8	0.75	0.5	0.25	4.8	5	9	3	3	4T	5C	13
Burks	3	0	1	0	0	0	0	3.0	0.0	1.0	0.00	0.0	0.00	0.0	0C	0C	0C	0C	0C	1C	0C
GRIZZLIES	**240**	**46**	**26**	**9**	**13**	**8**	**115**	**240.0**	**39.5**	**21.0**	**5.75**	**10.8**	**4.50**	**102.8**	**45C**	**94C**	**24**	**28**	**46C**	**26C**	**115C**
OPPONENTS	**240**	**49**	**28**	**6**	**20**	**10**	**123**	**240.0**	**43.0**	**23.8**	**4.75**	**11.0**	**7.75**	**113.8**	**43C**	**93C**	**36C**	**49C**	**53**	**28C**	**123C**

PHOENIX SUNS 2005 FIRST ROUND VS. MEMPHIS GRIZZLIES

				FIELD GOALS			3-POINT FG			FREE THROWS			REBOUNDS									
PLAYER	G	GS	MIN	FG	FGA	PCT	FG	FGA	PCT	FT	FTA	PCT	OFF	DEF	TOT	AST	PF	DQ	STL	TO	BLK	PTS	AVG
Stoudemire	4	4	148	27	54	.500	0	0	---	37	50	.740	7	29	36	7	17	0	4	9	10	91	22.8
Marion	4	4	164	36	65	.554	5	13	.385	8	13	.615	12	38	50	10	12	0	5	8	9	85	21.3
Johnson	4	4	171	29	54	.537	9	17	.529	14	19	.737	5	17	22	14	7	0	2	3	2	81	20.3
Nash	4	4	149	20	46	.435	6	14	.429	14	16	.875	2	12	14	45	7	0	2	16	0	60	15.0
Richardson	4	4	145	19	45	.422	10	24	.417	12	17	.706	6	13	19	7	10	0	6	3	2	60	15.0
Jackson	4	0	85	15	31	.484	10	20	.500	4	5	.800	3	8	11	7	7	0	0	1	1	44	11.0
Hunter	4	0	69	11	17	.647	0	0	---	6	8	.750	5	10	15	2	8	0	0	2	7	28	7.0
McCarty	1	0	3	1	1	1.000	1	1	1.000	0	0	---	0	0	0	0	1	0	0	0	0	3	3.0
Barbosa	4	0	26	1	3	.333	1	3	.333	0	0	---	2	3	5	3	1	0	0	1	0	3	0.8
SUNS	**4**	**-**	**960**	**159**	**316**	**.503**	**42**	**92**	**.457**	**95**	**128**	**.742**	**42**	**130**	**172**	**95**	**70**	**0**	**19**	**44**	**31**	**455**	**113.8**
OPPONENTS	**4**	**-**	**960**	**166**	**351**	**.473**	**31**	**79**	**.392**	**48**	**68**	**.706**	**47**	**111**	**158**	**84**	**98**	**0**	**23**	**43**	**18**	**411**	**102.8**

	SINGLE-GAME HIGHS							AVERAGE PER GAME							CAREER HIGHS (C=SET, T=TIED THIS SERIES)						
PLAYER	MIN	REB	AST	ST	TO	BL	PTS	MIN	REB	AST	STL	TO	BLK	PTS	FG	FGA	FT	FTA	REB	AST	PTS
Stoudemire	41	10	3	1	4	5	34	37.0	9.0	1.8	1.00	2.3	2.50	22.8	11.7	2.3	5.5	1.30	2.9	3.24	29.5
Marion	43	13	4	3	4	4	26	41.0	12.5	2.5	1.25	2.0	2.25	21.3	14.6	2.9	3.5	1.46	2.3	2.63	24.9
Johnson	45	8	6	1	3	1	25	42.8	5.5	3.5	0.50	0.8	0.50	20.3	6.2	3.9	2.0	0.56	0.8	0.56	22.7
Nash	41	5	15	1	7	0	24	37.3	3.5	11.3	0.50	4.0	0.00	15.0	4.5	14.5	2.3	0.64	5.2	0.00	19.3
Richardson	39	5	3	2	2	1	22	36.3	4.8	1.8	1.50	0.8	0.50	15.0	6.3	2.3	3.3	1.99	1.0	0.66	19.9
Jackson	27	4	3	0	1	1	19	21.3	2.8	1.8	0.00	0.3	0.25	11.0	6.2	4.0	4.0	0.00	0.6	0.56	24.8
Hunter	20	6	1	0	1	2	16	17.3	3.8	0.5	0.00	0.5	1.75	7.0	10.4	1.4	5.6	0.00	1.4	4.87	19.5
McCarty	3	0	0	0	0	0	3	3.0	0.0	0.0	0.00	0.0	0.00	3.0	0.0	0.0	16.0	0.00	0.0	0.00	48.0
Barbosa	12	2	1	0	1	0	3	6.5	1.3	0.8	0.00	0.3	0.00	0.8	9.2	5.5	1.8	0.00	1.8	0.00	5.5
SUNS	**240**	**49**	**28**	**6**	**20**	**10**	**123**	**240.0**	**43.0**	**23.8**	**4.75**	**11.0**	**7.75**	**113.8**	**43.0**	**23.8**	**17.5**	**4.75**	**11.0**	**7.75**	**113.8**
OPPONENTS	**240**	**46**	**26**	**9**	**13**	**8**	**115**	**240.0**	**39.5**	**21.0**	**5.75**	**10.8**	**4.50**	**102.8**	**39.5**	**21.0**	**24.5**	**5.75**	**10.8**	**4.50**	**102.8**

MEMPHIS GRIZZLIES 2004 FIRST ROUND VS. SAN ANTONIO SPURS

				FIELD GOALS			3-POINT FG			FREE THROWS			REBOUNDS									
PLAYER	G	GS	MIN	FG	FGA	PCT	FG	FGA	PCT	FT	FTA	PCT	OFF	DEF	TOT	AST	PF	DQ	STL	TO	BLK	PTS	AVG
Gasol	4	4	134	28	49	.571	0	0	---	18	20	.900	4	16	20	10	10	0	4	5	6	74	18.5
Posey	4	4	130	15	37	.405	1	6	.167	19	21	.905	8	14	22	4	13	0	9	6	2	50	12.5
Wells	4	0	94	19	37	.514	0	1	.000	9	14	.643	2	10	12	4	8	0	4	9	1	47	11.8
Williams	4	4	130	15	46	.326	6	21	.286	7	7	1.000	1	8	9	18	10	0	2	7	0	43	10.8
Miller	4	4	98	12	34	.353	5	13	.385	1	3	.333	0	12	12	3	4	0	5	5	0	30	7.5
Swift	4	0	74	9	26	.346	0	0	---	6	8	.750	6	13	19	3	6	0	3	3	6	24	6.0
Wright	4	4	100	10	23	.435	0	0	---	2	6	.333	5	12	17	2	15	0	4	5	2	22	5.5
Battier	4	0	69	6	15	.400	3	7	.429	4	6	.667	6	6	12	1	17	0	0	4	1	19	4.8
Watson	4	0	62	8	15	.533	0	3	.000	3	3	1.000	4	5	9	7	8	0	5	6	0	19	4.8
Tsakalidis	1	0	3	0	0	---	0	0	---	2	2	1.000	0	0	0	0	0	0	0	3	0	2	2.0
Humphrey	3	0	5	1	1	1.000	0	0	---	0	0	---	1	1	2	0	0	0	0	0	0	2	0.7
Outlaw	4	0	61	0	7	.000	0	0	---	2	4	.500	1	3	4	6	9	0	2	3	2	2	0.5
GRIZZLIES	**4**		**960**	**123**	**290**	**.424**	**15**	**51**	**.294**	**73**	**94**	**.777**	**38**	**100**	**138**	**58**	**100**	**0**	**38**	**57**	**20**	**334**	**83.5**
SPURS	**4**		**960**	**146**	**288**	**.507**	**31**	**65**	**.477**	**67**	**101**	**.663**	**46**	**122**	**168**	**87**	**81**	**0**	**30**	**65**	**25**	**390**	**97.5**

	SINGLE-GAME HIGHS							AVERAGE PER GAME							CAREER HIGHS (C=SET, T=TIED THIS SERIES)						
PLAYER	MIN	REB	AST	ST	TO	BL	PTS	MIN	REB	AST	STL	TO	BLK	PTS	FG	FGA	FT	FTA	REB	AST	PTS
Gasol	37	11	3	2	3	2	22	33.5	5.0	2.5	1.00	1.3	1.50	18.5	10C	15C	8C	8C	11C	3C	22C
Posey	38	11	2	3	3	1	20	32.5	5.5	1.0	2.25	1.5	0.50	12.5	6C	13C	8C	8C	11C	2C	20C
Wells	26	5	2	2	4	1	16	23.5	3.0	1.0	1.00	2.3	0.25	11.8	16	24	9	12	10	7	45
Williams	35	4	8	1	4	0	16	32.5	2.3	4.5	0.50	1.8	0.00	10.8	8	16	5C	5C	8	8C	20
Miller	27	5	1	2	2	0	12	24.5	3.0	0.8	1.25	1.3	0.00	7.5	9	18	4	4	6	5	22
Swift	22	7	1	2	3	3	9	18.5	4.8	0.8	0.75	0.8	1.50	6.0	4C	9C	4C	4C	7C	1C	9C
Wright	28	6	1	2	2	2	8	25.0	4.3	0.5	1.00	1.3	0.50	5.5	6	13	5	5	9	1T	17
Battier	21	4	1	0	2	1	6	17.3	3.0	0.3	0.00	1.0	0.25	4.8	2C	5C	2C	2C	4C	1C	6C
Watson	21	4	3	2	2	0	13	15.5	2.3	1.8	1.25	1.5	0.00	4.8	5C	9C	3C	3C	4C	3C	13C
Tsakalidis	3	0	0	0	3	0	2	3.0	0.0	0.0	0.00	3.0	0.00	2.0	3	6	2C	2C	12	0T	6
Humphrey	3	2	0	0	0	0	2	1.7	0.7	0.0	0.00	0.0	0.00	0.7	1C	1C	0C	0C	2C	0C	2C
Outlaw	22	2	4	2	2	1	1	15.3	1.0	1.5	0.50	0.8	0.50	0.5	8	10	3	6	14	4C	17
GRIZZLIES	**240**	**38**	**19**	**12**	**20**	**8**	**97**	**240.0**	**34.5**	**14.5**	**9.50**	**14.3**	**5.00**	**83.5**	**38C**	**78C**	**24C**	**28C**	**38C**	**19C**	**97C**
OPPONENTS	**240**	**53**	**26**	**9**	**18**	**8**	**110**	**240.0**	**42.0**	**21.8**	**7.50**	**16.3**	**6.25**	**97.5**	**41C**	**77C**	**25C**	**34C**	**53C**	**26C**	**110C**

SAN ANTONIO SPURS 2004 FIRST ROUND VS. MEMPHIS GRIZZLIES

				FIELD GOALS			3-POINT FG			FREE THROWS			REBOUNDS									
PLAYER	G	GS	MIN	FG	FGA	PCT	FG	FGA	PCT	FT	FTA	PCT	OFF	DEF	TOT	AST	PF	DQ	STL	TO	BLK	PTS	AVG
Duncan	4	4	154	40	68	.588	0	0	---	17	30	.567	10	30	40	12	13	0	2	14	10	97	24.3
Parker	4	4	148	29	55	.527	11	16	.688	15	22	.682	0	8	8	34	4	0	3	13	0	84	21.0
Horry	4	0	100	16	26	.615	6	10	.600	6	6	1.000	14	19	33	5	14	0	3	4	2	44	11.0
Ginobili	4	0	107	11	30	.367	2	12	.167	18	21	.857	4	12	16	9	9	0	6	10	1	42	10.5
Turkoglu	4	4	133	13	31	.419	6	14	.429	8	12	.667	2	21	23	8	9	0	5	9	1	40	10.0
Bowen	4	4	129	13	28	.464	4	10	.400	2	8	.250	3	12	15	7	11	0	1	4	2	32	8.0
Nesterovic	4	4	93	11	21	.524	0	0	---	0	0	---	9	15	24	6	13	0	1	2	7	22	5.5
Hart	4	0	41	8	14	.571	0	0	---	0	0	---	0	2	2	1	4	0	4	1	0	16	4.0
Ward	3	0	7	2	2	1.000	2	2	1.000	0	0	---	0	0	0	1	0	0	1	1	0	6	2.0
Rose	4	0	31	2	7	.286	0	0	---	0	0	---	4	1	5	3	4	0	3	7	2	4	1.0
Willis	3	0	6	1	2	.500	0	0	---	0	0	---	0	1	1	0	0	0	1	0	0	2	0.7
Brown	3	0	11	0	4	.000	0	1	.000	1	2	.500	0	1	1	1	0	0	0	0	0	1	0.3
SPURS	**4**	**-**	**960**	**146**	**288**	**.507**	**31**	**65**	**.477**	**67**	**101**	**.663**	**46**	**122**	**168**	**87**	**81**	**0**	**30**	**65**	**25**	**390**	**97.5**
OPPONENTS	**4**	**-**	**960**	**123**	**290**	**.424**	**15**	**51**	**.294**	**73**	**94**	**.777**	**38**	**100**	**138**	**58**	**100**	**0**	**38**	**57**	**20**	**334**	**83.5**

	SINGLE-GAME HIGHS							AVERAGE PER GAME							CAREER HIGHS (C=SET, T=TIED THIS SERIES)						
PLAYER	MIN	REB	AST	ST	TO	BL	PTS	MIN	REB	AST	STL	TO	BLK	PTS	FG	FGA	FT	FTA	REB	AST	PTS
Duncan	41	13	3	1	6	5	26	38.5	10.0	3.0	0.50	3.5	2.50	24.3	12.5	3.7	4.1	0.62	4.4	3.12	30.2
Parker	40	3	13	2	4	0	29	37.0	2.0	8.5	0.75	3.3	0.00	21.0	2.6	11.0	1.3	0.97	4.2	0.00	27.2
Horry	29	12	2	3	2	1	14	25.0	8.3	1.3	0.75	1.0	0.50	11.0	15.8	2.4	6.7	1.44	1.9	0.96	21.1
Ginobili	29	7	4	2	3	1	15	26.8	4.0	2.3	1.50	2.5	0.25	10.5	7.2	4.0	4.0	2.69	4.5	0.45	18.8
Turkoglu	34	7	3	3	5	1	18	33.3	5.8	2.0	1.25	2.3	0.25	10.0	8.3	2.9	3.2	1.80	3.2	0.36	14.4
Bowen	34	5	3	1	3	1	10	32.3	3.8	1.8	0.25	1.0	0.50	8.0	5.6	2.6	4.1	0.37	1.5	0.74	11.9
Nesterovic	27	7	3	1	2	3	8	23.3	6.0	1.5	0.25	0.5	1.75	5.5	12.4	3.1	6.7	0.52	1.0	3.61	11.4
Hart	17	2	1	2	1	0	6	10.3	0.5	0.3	1.00	0.3	0.00	4.0	2.3	1.2	4.7	4.68	1.2	0.00	18.7
Ward	4	0	1	1	1	0	6	2.3	0.0	0.3	0.33	0.3	0.00	2.0	0.0	6.9	0.0	6.86	6.9	0.00	41.1
Rose	15	5	3	2	3	2	4	7.8	1.3	0.8	0.75	1.8	0.50	1.0	7.7	4.6	6.2	4.65	10.8	3.10	6.2
Willis	3	1	0	1	0	0	2	2.0	0.3	0.0	0.33	0.0	0.00	0.7	8.0	0.0	0.0	8.00	0.0	0.00	16.0
Brown	5	1	1	0	0	0	1	3.7	0.3	0.3	0.00	0.0	0.00	0.3	4.4	4.4	0.0	0.00	0.0	0.00	4.4
SPURS	**240**	**53**	**26**	**9**	**18**	**8**	**110**	**240.0**	**42.0**	**21.8**	**7.50**	**16.3**	**6.25**	**97.5**	**42.0**	**21.8**	**20.3**	**7.50**	**16.3**	**6.25**	**97.5**
OPPONENTS	**240**	**38**	**19**	**12**	**20**	**8**	**97**	**240.0**	**34.5**	**14.5**	**9.50**	**14.3**	**5.00**	**83.5**	**34.5**	**14.5**	**25.0**	**9.50**	**14.3**	**5.00**	**83.5**

REVIEW
NIKE
Robinhood
MEMPHIS
2

2024-25 MEMPHIS GRIZZLIES (48-34)

Back Row, standing (L-R): Joe Boylan, Noah LaRoche, Johnny Carpenter, Patrick Mutombo, Patrick St. Andrews, Lamar Stevens, GG Jackson II, Brandon Clarke, Zach Edey, Jaren Jackson Jr., Santi Aldama, Jay Huff, Marvin Bagley III, Jaylen Wells, Tuomas Iisalo, Jason March, Anthony Carter, Erik Schmidt; **Front Row, sitting (L-R):** Cam Spencer, John Konchar, Vince Williams Jr., Desmond Bane, Taylor Jenkins, Ja Morant, Luke Kennard, Scotty Pippen Jr., Zyon Pullin

				--Field Goals--			--3-Point FG--			-Free Throws-			--Rebounds--									
Player	**G**	**GS**	**Min**	**FG**	**FGA**	**Pct**	**FG**	**FGA**	**Pct**	**FT**	**FTA**	**Pct**	**Off**	**Def**	**Tot**	**Ast**	**PF**	**Dq**	**Stl**	**TO**	**Blk**	**Pts**	**Avg**
Morant	50	50	1519	404	889	.454	88	285	.309	263	319	.824	34	171	205	364	113	0	61	185	12	1159	23.2
Jackson Jr.	74	74	2207	592	1213	.488	146	389	.375	311	398	.781	91	326	417	148	257	5	92	153	113	1641	22.2
Bane	69	68	2205	493	1018	.484	164	418	.392	177	198	.894	62	356	418	369	164	0	80	169	28	1327	19.2
Aldama	65	16	1660	313	648	.483	120	326	.368	65	94	.691	94	322	416	188	76	0	52	71	29	811	12.5
Wells	79	74	2043	287	676	.425	138	392	.352	111	135	.822	87	181	268	135	146	0	44	69	8	823	10.4
Pippen Jr.	79	21	1683	285	594	.480	87	219	.397	122	171	.713	65	194	259	347	203	0	103	138	30	779	9.9
Edey	66	55	1416	251	433	.580	18	52	.346	90	127	.709	232	316	548	65	182	3	36	88	85	610	9.2
Kennard	65	11	1472	206	431	.478	113	261	.433	51	57	.895	37	146	183	215	59	0	50	72	5	576	8.9
Smart	19	6	400	53	148	.358	29	90	.322	30	36	.833	14	29	43	71	31	0	23	35	6	165	8.7
Clarke	64	18	1207	236	380	.621	1	17	.059	61	87	.701	127	199	326	66	145	1	52	41	36	534	8.3
LaRavia	47	0	982	118	241	.490	40	90	.444	67	96	.698	67	138	205	133	92	0	44	69	20	343	7.3
Jackson II	29	3	459	74	199	.372	32	95	.337	29	40	.725	27	65	92	29	30	0	12	31	5	209	7.2
Huff	64	2	748	157	305	.515	81	200	.405	44	56	.786	30	99	129	38	78	0	16	34	56	439	6.9
Williams Jr.	27	5	499	67	167	.401	26	95	.274	19	24	.792	22	76	98	55	45	0	12	33	7	179	6.6
Stevens	17	1	155	29	63	.460	8	27	.296	8	11	.727	4	34	38	8	15	0	5	10	3	74	4.4
Spencer	25	1	252	34	82	.415	19	52	.365	19	19	1.000	12	18	30	34	23	0	9	6	1	106	4.2
Bagley III	12	1	99	17	35	.486	1	9	.111	8	12	.667	11	17	28	4	6	0	2	1	3	43	3.6
Konchar	46	4	558	41	91	.451	23	62	.371	7	8	.875	37	114	151	42	32	0	30	16	14	112	2.4
Kawamura	22	0	93	11	30	.367	7	23	.304	7	9	.778	0	12	12	19	8	0	2	5	0	36	1.6
Castleton	10	0	46	2	10	.200	0	4	.000	10	11	.909	3	6	9	0	6	0	1	1	1	14	1.4
Pullin	3	0	3	0	1	.000	0	0	---	0	0	---	0	0	0	0	0	0	0	0	0	0	0.0
GRIZZLIES	**82**	**-**	**19705**	**3670**	**7654**	**.479**	**1141**	**3106**	**.367**	**1499**	**1908**	**.786**	**1056**	**2819**	**3875**	**2330**	**1711**	**9**	**726**	**1285**	**462**	**9980**	**121.7**
OPPONENTS	**82**	**-**	**19705**	**3435**	**7529**	**.456**	**1162**	**3230**	**.360**	**1550**	**2013**	**.770**	**945**	**2625**	**3570**	**2217**	**1653**	**4**	**710**	**1242**	**450**	**9582**	**116.9**

QUICK FACTS

- The Grizzlies went 48-34 during the regular season, second in the Southwest Division and won a Play-In game to return to the NBA Playoffs as the eighth seed in the Western Conference.
- Memphis set single-season franchise records for points, 3-pointers made, assists, field goal percentage and free throw percentage.
- **Jaren Jackson Jr.** made his second career All-Star appearance and earned NBA All-Defensive Second Team honors. Jackson Jr. also was named the Western Conference Defensive Player of the Month for December.
- **Tuomas Iisalo** was named the interim head coach on March 28, 2025.
- **Zach Edey** and **Jaylen Wells** both were named to the NBA All-Rookie First Team.

NBA STATISTICAL RANKINGS

Category	Memphis		Opponents	
Points per game	121.7	2nd	116.9	24th
Field Goal Pct.	.479	8th	.456	4th
Free Throw Pct.	.786	12th	.770	6th
3-Pt. Field Goal Pct.	.367	13th	.360	15th
Offensive Rebounds Per Game	12.9	3rd	11.5	19th
Defensive Rebounds Per Game	34.4	4th	32.0	9th
Rebounds Per Game	47.3	2nd	43.5	10th

Category	Memphis		Opponents	
Assists Per Game	28.4	8th	27.0	18th
Steals Per Game	8.9	7th	8.7	20th
Turnovers Per Game	15.7	28th	15.1	7th
Blocks Per Game	5.6	3rd	5.5	25th
Personal Fouls Per Game	20.9	29th	20.2	2nd
Disqualifications	9	T-18th	4	T-26th
Points Per Game Differential	+4.9	5th		

Date	Opponent		Mem	Opp	Hm	Rd	Tot	Atten	Grizzlies Top Scorer		Grizzlies Top Rebounder		Opponent Top Scorer	
Oct 23	@ Utah	W	126	124	0-0	1-0	1-0	18,175	Aldama	27	SA/ZE/JH/JK/JM/MS	5	Markkanen	35
Oct 25	@ Houston	L	108	128	0-0	1-1	1-1	18,055	Morant	24	Edey	9	Ja. Green	22
Oct 26	ORLANDO	W	124	111	1-0	1-1	2-1	17,809	Aldama	22	Aldama/Bane/LaRavia	7	F. Wagner	23
Oct 28	CHICAGO	L	123	126	1-1	1-1	2-2	15,906	Bane	30	Aldama	13	LaVine	30
Oct 30	BROOKLYN	L	106	119	1-2	1-1	2-3	14,475	Jackson Jr.	30	Morant	8	Schroder	33
Oct 31	MILWAUKEE	W	122	99	2-2	1-1	3-3	15,377	Morant	26	LaRavia/Morant	10	Antetokounmpo	37
Nov 2	@ Philadelphia	W	124	107	2-2	2-1	4-3	20,066	Jackson Jr.	27	Aldama	13	Maxey	23
Nov 4	@ Brooklyn	L	104	106	2-2	2-2	4-4	18,088	Morant/Edey	25	Edey	12	Johnson	20
Nov 6	LA LAKERS	W	131	114	3-2	2-2	5-4	17,794	Jackson Jr./Morant/Wells	20	Aldama	12	James	37
Nov 8	WASHINGTON	W	128	104	4-2	2-2	6-4	16,216	Jackson Jr.	39	Pippen Jr.	10	George	17
Nov 10	@ Portland	W	134	89	4-2	3-2	7-4	18,477	Jackson Jr.	20	Jackson Jr.	7	Grant	20
Nov 13	@ LA Lakers	L	123	128	4-2	3-3	7-5	18,997	Jackson Jr.	29	Edey	8	James	35
Nov 15	@ Golden State	L	118	123	4-2	3-4	7-6	18,064	Jackson Jr.	32	Edey	9	Hield	18
Nov 17	DENVER	W	105	90	5-2	3-4	8-6	16,351	Jackson Jr.	20	Bane	11	Strawther	19
Nov 19	DENVER	L	110	122	5-3	3-4	8-7	15,377	Aldama	28	Aldama	11	Murray	27
Nov 20	PHILADELPHIA	W	117	111	6-3	3-4	9-7	15,533	Jackson Jr.	25	Bane	10	Embiid	35
Nov 23	@ Chicago	W	142	131	6-3	4-4	10-7	19,449	Pippen Jr.	30	Aldama	10	LaVine	29
Nov 25	PORTLAND	W	123	98	7-3	4-4	11-7	15,796	Morant	22	Aldama	17	Avdija	17
Nov 27	DETROIT	W	131	111	8-3	4-4	12-7	16,261	Smart	25	Bane/Pippen Jr.	7	Sasser	22
Nov 29	NEW ORLEANS	W	120	109	9-3	4-4	13-7	17,014	Morant	27	Clarke	11	McCollum	30
Dec 1	INDIANA	W	126	121	10-3	4-4	14-7	15,901	Jackson Jr.	25	Jackson Jr.	8	Mathurin	19
Dec 3	@ Dallas	L	116	121	10-3	4-5	14-8	20,277	Morant	31	Aldama	8	Doncic	37
Dec 5	SACRAMENTO	W	115	110	11-3	4-5	15-8	15,776	Bane/Smart	18	Aldama	10	DeRozan	26
Dec 7	@ Boston	W	127	121	11-3	5-5	16-8	19,156	Morant	32	Huff/Jackson Jr./Morant	9	Holiday	23
Dec 8	@ Washington	W	140	112	11-3	6-5	17-8	15,012	Jackson Jr.	21	Konchar	8	Bagley III/Valanciunas	20
Dec 13	BROOKLYN	W	135	119	12-3	6-5	18-8	15,983	Morant	28	Clarke	8	Finney-Smith	19
Dec 15	@ LA Lakers	L	110	116	12-3	6-6	18-9	15,106	Jackson Jr.	25	Edey	10	Davis	40
Dec 19	GOLDEN STATE	W	144	93	13-3	6-6	19-9	17,729	Aldama	21	Aldama	14	Podziemski	21
Dec 21	@ Atlanta	W	128	116	13-3	7-6	20-9	16,909	Bane	23	Aldama/Edey	6	Hunter	26
Dec 23	LA CLIPPERS	L	110	114	13-4	7-6	20-10	17,265	Jackson Jr.	24	Edey	14	Powell	29
Dec 26	TORONTO	W	155	126	14-4	7-6	21-10	17,196	Edey/Jackson Jr.	21	Edey	16	Barrett	27
Dec 27	@ New Orleans	W	132	124	14-4	8-6	22-10	17,328	Jackson Jr.	33	Edey	9	Murphy III	35
Dec 29	@ Oklahoma City	L	106	130	14-4	8-7	22-11	18,203	Bane	22	Konchar	15	Gilgeous-Alexander	35
Dec 31	@ Phoenix	W	117	112	14-4	9-7	23-11	17,071	Jackson Jr.	38	Jackson Jr./Konchar	12	Durant	29
Jan 3	@ Sacramento	L	133	138	14-4	9-8	23-12	16,601	Wells	30	Clarke/Kennard	8	Monk	31
Jan 4	@ Golden State	L	113	121	14-4	9-9	23-13	18,064	Jackson Jr.	23	Jackson Jr.	9	Wiggins	24
Jan 6	DALLAS	W	119	104	15-4	9-9	24-13	16,412	Jackson Jr.	35	Jackson Jr/Konchar	13	Washington	17
Jan 9	HOUSTON	L	115	119	15-5	9-9	24-14	16,298	Morant	27	Aldama	9	Sengun	32
Jan 11	@ Minnesota	W	127	125	15-5	10-9	25-14	18,978	Jackson Jr.	33	Edey	9	DiVincenzo	27
Jan 13	@ Houston	L	118	120	15-5	10-10	25-15	18,055	Morant	29	Edey/LaRavia	7	Green	42
Jan 15	@ San Antonio	W	129	115	15-5	11-10	26-15	18,354	Bane/Morant	21	Aldama	10	Castle	26
Jan 17	@ San Antonio	W	140	112	15-5	12-10	27-15	18,354	Aldama	29	Aldama/LaRavia	8	Vassell	21
Jan 20	MINNESOTA	W	108	106	16-5	12-10	28-15	17,794	Jackson Jr.	24	Jackson Jr.	11	Edwards	32
Jan 22	CHARLOTTE	W	132	120	17-5	12-10	29-15	15,971	Bane	24	Edey/Jackson Jr.	6	Williams	38
Jan 24	NEW ORLEANS	W	139	126	18-5	12-10	30-15	16,495	Jackson Jr.	29	Edey	11	Murray	26
Jan 25	UTAH	W	125	103	19-5	12-10	31-15	17,011	Jackson Jr.	28	Bane	9	Sexton	20
Jan 27	@ New York	L	106	143	19-5	12-11	31-16	19,812	Jackson Jr.	21	Edey	11	Bridges	28
Jan 30	HOUSTON	W	120	119	20-5	12-11	32-16	16,257	Bane	24	Bane	12	Green	25
Feb 2	@ Milwaukee	W	132	119	20-5	13-11	33-16	17,341	Jackson Jr.	37	Edey	11	Antetokounmpo	30
Feb 3	SAN ANTONIO	W	128	109	21-5	13-11	34-16	16,575	Jackson Jr.	31	Edey	14	Wembanyama	27
Feb 5	@ Toronto	W	138	107	21-5	14-11	35-16	18,337	Jackson Jr.	32	Edey	15	Agbaji/Shead/Walter	14
Feb 8	OKLAHOMA CITY	L	112	125	21-6	14-11	35-17	17,794	Bane	20	Bane	9	Gilgeous-Alexander	32
Feb 11	@ Phoenix	W	119	112	21-6	15-11	36-17	17,071	Morant	26	Edey/Williams Jr.	9	Durant	34
Feb 12	@ LA Clippers	L	114	128	21-6	15-12	36-18	14,997	Bane	23	Jackson II	8	Leonard	25
Feb 20	@ Indiana	L	113	127	21-6	15-13	36-19	17,274	Bane	23	Edey	11	Haliburton	22
Feb 21	@ Orlando	W	105	104	21-6	16-13	37-19	18,945	Morant	23	Aldama/Clarke	11	F. Wagner	25
Feb 23	@ Cleveland	L	123	129	21-6	16-14	37-20	19,432	Jackson Jr.	22	Edey	9	Mitchell	33
Feb 25	PHOENIX	W (OT)	151	148	22-6	16-14	38-20	16,202	Morant	29	Edey	8	Booker	28
Feb 28	NEW YORK	L	113	114	22-7	16-14	38-21	17,794	Morant	25	Bane	12	Brunson	23
Mar 1	SAN ANTONIO	L	128	130	22-8	16-14	38-22	16,822	Jackson Jr.	42	Edey	9	Castle	24
Mar 3	ATLANTA	L	130	132	22-9	16-14	38-23	15,719	Bane	35	Bane	10	Risacher	27
Mar 5	OKLAHOMA CITY	L	103	120	22-10	16-14	38-24	16,723	Morant	24	Clarke	11	Gilgeous-Alexander	41
Mar 7	@ Dallas	W	122	111	22-10	17-14	39-24	20,010	Morant	31	Bane	16	Williams	31
Mar 9	@ New Orleans	W	107	104	22-10	18-14	40-24	17,435	Morant	32	Edey	12	Murphy III	27
Mar 10	PHOENIX	W	120	118	23-10	18-14	41-24	16,545	Morant	29	Bane	7	Durant	35
Mar 12	UTAH	W	122	115	24-10	18-14	42-24	16,232	Kennard	30	Stevens	6	Collins/Sexton	22
Mar 14	CLEVELAND	L	124	133	24-11	18-14	42-25	17,051	Morant	44	Morant	8	Mobley	22
Mar 15	MIAMI	W	125	91	25-11	18-14	43-25	17,794	Jackson Jr.	31	Bane	10	Ware	19
Mar 17	@ Sacramento	L	122	132	25-11	18-15	43-26	16,205	Bane	44	Clarke/Edey	8	Monk	28
Mar 19	@ Portland	L	99	115	25-11	18-16	43-27	18,491	Bane	20	Bane	7	Avdija	31
Mar 21	@ LA Clippers	L	108	128	25-11	18-17	43-28	17,927	Jackson Jr.	23	Edey/Williams Jr.	8	Harden	30
Mar 25	@ Utah	W	140	103	25-11	19-17	44-28	18,175	Bane	21	Edey/Konchar	7	Collier	21
Mar 27	@ Oklahoma City	L	104	125	25-11	19-18	44-29	18,203	Jackson Jr.	27	Pippen Jr.	10	Gilgeous-Alexander	37
Mar 29	LA LAKERS	L	127	134	25-12	19-18	44-30	18,087	Bane	29	Edey	11	Reaves	31
Mar 31	BOSTON	L	103	117	25-13	19-18	44-31	16,867	Morant	26	Jackson Jr.	15	Horford	26
Apr 1	GOLDEN STATE	L	125	134	25-14	19-18	44-32	17,794	Morant	36	Edey	16	Curry	52
Apr 3	@ Miami	W	110	108	25-14	20-18	45-32	19,700	Morant	30	Edey	13	Herro	35
Apr 5	@ Detroit	W	109	103	25-14	21-18	46-32	20,062	Bane	38	Edey	21	Cunningham	25
Apr 8	@ Charlotte	W	124	100	25-14	22-18	47-32	17,125	Morant	28	Edey	19	Bridges	14
Apr 10	MINNESOTA	L	125	141	25-15	22-18	47-33	17,007	Morant	36	Edey	9	Edwards	44
Apr 11	@ Denver	L	109	117	25-15	22-19	47-34	20,015	Bane	24	Edey	16	Gordon	33
Apr 13	DALLAS	W	132	97	26-15	22-19	48-34	17,794	Stevens	31	Bagley III	12	Gafford	20

2023-24 MEMPHIS GRIZZLIES (27-55)

Back Row, standing (L-R): Sonia Raman, James "Scoonie" Penn, Blake Ahearn, Vitaly Potapenko; Yuta Watanabe, Ziaire Williams, GG Jackson II, Brandon Clarke, Jaren Jackson Jr., Santi Aldama, Trey Jemison, Jake LaRavia, Brad Jones, Patrick St. Andrews, Anthony Carter, Michael Noyes; **Front Row, sitting (L-R):** Lamar Stevens, John Konchar, Vince Williams Jr., Marcus Smart, Desmond Bane, Taylor Jenkins, Ja Morant, Derrick Rose, Luke Kennard, Scotty Pippen Jr., Jordan Goodwin

				--Field Goals--			--3-Point FG--			-Free Throws-			--Rebounds--									
Player	**G**	**GS**	**Min**	**FG**	**FGA**	**Pct**	**FG**	**FGA**	**Pct**	**FT**	**FTA**	**Pct**	**Off**	**Def**	**Tot**	**Ast**	**PF**	**Dq**	**Stl**	**TO**	**Blk**	**Pts**	**Avg**
Morant	9	9	318	80	170	.471	14	51	.275	52	64	.813	6	44	50	73	19	0	7	27	5	226	25.1
Bane	42	42	1443	360	776	.464	137	360	.381	140	161	.870	36	149	185	230	120	0	43	112	22	997	23.7
Jackson Jr.	66	66	2124	516	1162	.444	117	366	.320	337	417	.808	85	280	365	154	235	2	80	160	106	1486	22.5
Jackson II	48	18	1233	241	563	.428	102	286	.357	115	153	.752	53	143	196	59	64	0	28	65	24	699	14.6
Smart	20	20	605	102	237	.430	42	134	.313	43	56	.768	6	47	53	86	53	2	41	62	5	289	14.4
Pippen	21	16	527	100	203	.493	30	72	.417	41	55	.745	22	45	67	98	60	0	36	56	10	271	12.9
Stevens	19	2	437	87	195	.446	11	38	.289	34	43	.791	24	72	96	20	31	0	17	15	17	219	11.5
Clarke	6	1	134	33	59	.559	1	6	.167	1	7	.143	13	19	32	9	8	0	5	3	6	68	11.3
Kennard	39	22	999	141	315	.448	107	238	.450	40	45	.889	11	102	113	136	39	0	20	54	2	429	11.0
LaRavia	35	6	806	118	303	.389	53	156	.340	90	109	.826	51	77	128	58	69	0	29	45	12	379	10.8
Aldama	61	35	1618	247	568	.435	106	304	.349	54	87	.621	72	280	352	138	89	0	43	69	54	654	10.7
Goodwin	17	12	497	66	189	.349	19	61	.311	19	30	.633	48	88	136	77	33	0	25	27	9	170	10.0
V. Williams	52	33	1437	169	379	.446	79	209	.378	104	130	.800	59	231	290	175	135	2	47	92	34	521	10.0
Roddy	48	13	1114	155	386	.402	47	156	.301	46	67	.687	51	149	200	76	68	0	25	54	11	403	8.4
Z. Williams	51	15	1038	150	378	.397	58	189	.307	62	75	.827	35	145	180	75	85	1	36	66	9	420	8.2
Rose	24	7	399	76	165	.461	15	41	.366	24	27	.889	7	38	45	78	21	0	8	31	2	191	8.0
Jemison	23	14	573	75	136	.551	0	0	---	21	25	.840	64	69	133	27	69	2	12	33	28	171	7.4
Pereira	7	1	122	18	35	.514	5	13	.385	7	10	.700	11	26	37	2	10	0	6	5	4	48	6.9
Simpson	7	0	161	17	54	.315	5	17	.294	3	4	.750	4	16	20	25	11	0	7	10	3	42	6.0
Tillman	34	13	700	87	213	.408	12	53	.226	18	43	.419	56	101	157	57	60	0	42	29	35	204	6.0
Nowell	9	1	156	22	55	.400	4	23	.174	3	3	1.000	3	11	14	16	13	0	3	5	0	51	5.7
Biyombo	30	27	718	67	119	.563	0	0	---	22	46	.478	57	134	191	51	82	0	10	38	34	156	5.2
Jarreau	9	0	150	17	50	.340	4	13	.308	5	11	.455	8	36	44	26	14	0	6	9	2	43	4.8
Gilyard	37	14	654	60	144	.417	51	120	.425	2	2	1.000	8	35	43	131	35	0	27	29	5	173	4.7
Konchar	55	23	1173	88	208	.423	38	120	.317	21	25	.840	72	185	257	110	76	0	51	46	51	235	4.3
Hurt	8	0	113	12	34	.353	5	20	.250	3	3	1.000	9	7	16	4	8	0	3	2	3	32	4.0
Gabriel	5	0	81	8	22	.364	1	6	.167	0	5	.000	7	18	25	3	10	0	2	8	2	17	3.4
Allen	5	0	125	6	23	.261	0	7	.000	1	2	.500	4	13	17	5	18	1	4	2	0	13	2.6
Lofton	15	0	99	14	37	.378	3	10	.300	8	15	.533	2	13	15	14	15	0	3	6	3	39	2.6
Watanabe	5	0	82	6	19	.316	1	10	.100	0	2	.000	0	9	9	5	5	0	3	3	0	13	2.6
Evbuomwan	4	0	74	4	15	.267	2	8	.250	0	0	---	8	6	14	6	5	0	0	1	1	10	2.5
White	4	0	64	2	16	.125	2	10	.200	0	0	---	4	8	12	1	3	0	4	2	1	6	1.5
Harrison	3	0	6	1	2	.500	0	0	---	0	0	---	0	2	2	0	0	0	0	0	1	2	0.7
GRIZZLIES	**82**	**-**	**19780**	**3145**	**7230**	**.435**	**1071**	**3097**	**.346**	**1316**	**1722**	**.764**	**896**	**2598**	**3494**	**2025**	**1563**	**10**	**673**	**1236**	**501**	**8677**	**105.8**
OPPONENTS	**82**	**-**	**19780**	**3381**	**7128**	**.474**	**1098**	**2905**	**.378**	**1391**	**1785**	**.779**	**874**	**2867**	**3741**	**2179**	**1539**	**10**	**668**	**1239**	**536**	**9251**	**112.8**

QUICK FACTS

- The Grizzlies finished 27-55 (.329), fourth in the Southwest Division, ending a streak of three straight playoff appearances.
- Memphis set an NBA record by using 33 different players over the course of the season, including 23 different starters.
- The Grizzlies set a franchise record by making 1,071 3-pointers.
- **GG Jackson II**, the league's youngest player, was named to the 2023-24 NBA All-Rookie Second Team after ranking fourth among rookies in scoring.

NBA STATISTICAL RANKINGS

Category	Memphis		Opponents	
Points per game	105.8	30th	112.8	12th
Field Goal Pct.	.435	30th	.474	19th
Free Throw Pct.	.764	23rd	.779	11th
3-Pt. Field Goal Pct.	.346	29th	.378	27th
Offensive Rebounds Per Game	10.9	10th	10.7	16th
Defensive Rebounds Per Game	31.7	27th	35.0	29th
Rebounds Per Game	42.6	24th	45.6	29th

Category	Memphis		Opponents	
Assists Per Game	24.7	27th	26.6	15th
Steals Per Game	8.2	4th	8.1	24th
Turnovers Per Game	15.1	26th	15.1	2nd
Blocks Per Game	6.1	4th	6.5	30th
Personal Fouls Per Game	19.1	20th	18.8	13th
Disqualifications	10	T-20th	10	T-7th
Points Per Game Differential	-7.0	26th		

SEASON REVIEW

Date	Opponent		Mem	Opp	Hm	Rd	Tot	Atten	Grizzlies Top Scorer		Grizzlies Top Rebounder		Opponent Top Scorer	
Oct 25	NEW ORLEANS	L	104	111	0-1	0-0	0-1	17,798	Bane	31	Tillman Sr.	12	McCollum	24
Oct 27	DENVER	L	104	108	0-2	0-0	0-2	16,617	Jackson Jr.	21	Jackson Jr./Williams	9	Jokic/Murray	22
Oct 28	@ Washington	L	106	113	0-2	0-1	0-3	16,191	Bane	26	Williams	10	Poole	27
Oct 30	DALLAS	L	110	125	0-3	0-1	0-4	15,031	Bane/Jackson Jr.	30	Jackson Jr.	9	Doncic	35
Nov 1	@ Utah	L	109	133	0-3	0-2	0-5	18,206	Bane	21	Jackson Jr.	8	Sexton	23
Nov 3	@ Portland	L (OT)	113	115	0-3	0-3	0-6	18,592	Bane	33	Jackson Jr.	10	Grant	26
Nov 5	@ Portland	W	112	100	0-3	1-3	1-6	18,187	Bane	30	Biyombo	11	Grant	27
Nov 8	MIAMI	L	102	108	0-4	1-3	1-7	16,781	Jackson Jr.	28	Biyombo	10	Adebayo	30
Nov 10	UTAH	L	121	127	0-5	1-3	1-8	16,977	Bane	37	Biyombo	15	Clarkson/Markkanen	26
Nov 12	@ LA Clippers	W	105	101	0-5	2-3	2-8	17,220	Bane	27	Biyombo	12	George	26
Nov 14	@ LA Lakers	L	107	134	0-5	2-4	2-9	18,430	Aldama	24	Biyombo	8	Russell	24
Nov 18	@ San Antonio	W	120	108	0-5	3-4	3-9	18,354	Jackson Jr.	27	Aldama	10	Johnson	22
Nov 19	BOSTON	L	100	102	0-6	3-4	3-10	17,798	Bane	30	Aldama	12	Porzingis	26
Nov 22	@ Houston	L	91	111	0-6	3-5	3-11	18,055	Bane/Jackson Jr.	23	Konchar	11	Ja. Green	34
Nov 24	PHOENIX	L	89	110	0-7	3-5	3-12	17,798	Aldama	21	Jackson Jr.	7	Booker	40
Nov 26	MINNESOTA	L	97	119	0-8	3-5	3-13	15,764	Jackson Jr.	18	Aldama	7	Edwards	24
Nov 29	UTAH	W	105	91	1-8	3-5	4-13	15,327	Jackson Jr.	20	Williams Jr./Williams	8	Collins	17
Dec 1	@ Dallas	W	108	94	1-8	4-5	5-13	20,150	Bane	30	Aldama	12	Jones Jr./Williams	16
Dec 2	@ Phoenix	L	109	116	1-8	4-6	5-14	17,071	Jackson Jr.	37	Jackson Jr.	9	Booker	34
Dec 6	@ Detroit	W	116	102	1-8	5-6	6-14	12,862	Bane	49	Biyombo	11	Bogdanovic	22
Dec 8	MINNESOTA	L	103	127	1-9	5-6	6-15	15,577	Jackson Jr.	21	Aldama	10	Towns	24
Dec 11	DALLAS	L	113	120	1-10	5-6	6-16	16,379	Jackson Jr.	41	Williams Jr.	9	Doncic	35
Dec 13	@ Houston	L	104	117	1-10	5-7	6-17	16,813	Jackson Jr.	44	Jackson Jr./Williams Jr.	7	Eason	25
Dec 15	HOUSTON	L	96	103	1-11	5-7	6-18	16,941	Bane	28	Bane	13	Brooks	26
Dec 18	@ Oklahoma City	L	97	116	1-11	5-8	6-19	16,409	Williams	19	Aldama	9	Gilgeous-Alexander	30
Dec 19	@ New Orleans	W	115	113	1-11	6-8	7-19	18,355	Morant	34	Konchar	8	Ingram	34
Dec 21	INDIANA	W	116	103	2-11	6-8	8-19	18,160	Bane	31	Jackson Jr.	8	Toppin	22
Dec 23	@ Atlanta	W	125	119	2-11	7-8	9-19	17,632	Bane	37	Biyombo/Williams Jr.	11	Young	30
Dec 26	@ New Orleans	W (OT)	116	115	2-11	8-8	10-19	18,538	Morant	31	Jackson Jr.	10	Ingram	24
Dec 28	@ Denver	L	105	142	2-11	8-9	10-20	19,733	Bane	23	Williams Jr.	11	Jokic	26
Dec 29	@ LA Clippers	L	106	117	2-11	8-10	10-21	19,370	Jackson Jr./Smart	22	Bane	7	George	23
Dec 31	SACRAMENTO	L	92	123	2-12	8-10	10-22	17,794	Jackson Jr.	18	Bane	7	Monk	27
Jan 2	SAN ANTONIO	W	106	98	3-12	8-10	11-22	17,794	Morant	26	Aldama	11	Wembanyama	20
Jan 3	TORONTO	L	111	116	3-13	8-10	11-23	16,385	Morant	28	Aldama/Morant	8	Quickley	26
Jan 5	@ LA Lakers	W	127	113	3-13	9-10	12-23	18,997	Jackson Jr.	31	Biyombo	10	James	32
Jan 7	@ Phoenix	W	121	115	3-13	10-10	13-23	17,071	Jackson Jr.	28	Jackson Jr.	10	Booker	24
Jan 9	@ Dallas	W	120	103	3-13	11-10	14-23	20,116	Bane	32	Tillman Sr.	11	Irving	33
Jan 12	LA CLIPPERS	L	119	128	3-14	11-10	14-24	16,617	Jackson Jr.	21	Tillman Sr.	9	George	37
Jan 13	NEW YORK	L	94	106	3-15	11-10	14-25	16,598	Jackson II	20	Williams Jr.	8	Randle	24
Jan 15	GOLDEN STATE	W	116	107	4-15	11-10	15-25	16,612	Williams Jr.	24	Roddy/Williams Jr.	7	Curry	26
Jan 18	@ Minnesota	L	103	118	4-15	11-11	15-26	18,024	Jackson Jr.	36	Williams Jr.	7	Edwards	28
Jan 20	@ Chicago	L	96	125	4-15	11-12	15-27	21,441	Jackson Jr.	26	Aldama	8	Dosunmu	20
Jan 22	@ Toronto	W	108	100	4-15	12-12	16-27	18,577	Jackson Jr.	27	Williams Jr.	10	Barrett	29
Jan 24	@ Miami	W	105	96	4-15	13-12	17-27	19,600	Williams Jr.	25	Konchar	10	Herro	18
Jan 26	ORLANDO	W	107	106	5-15	13-12	18-27	16,823	Jackson Jr.	30	Roddy	10	Banchero	27
Jan 28	@ Indiana	L	110	106	5-15	13-13	18-28	16,519	Jackson Jr.	25	Williams Jr.	8	Mathurin	24
Jan 29	SACRAMENTO	L	94	103	5-16	13-13	18-29	15,333	Jackson Jr.	22	Roddy	10	Fox	23
Feb 1	CLEVELAND	L	101	108	5-17	13-13	18-30	15,505	Jackson Jr.	25	Aldama	9	Mitchell	25
Feb 2	GOLDEN STATE	L	101	121	5-18	13-13	18-31	17,794	Jackson Jr.	27	Konchar	12	Kuminga	29
Feb 4	@ Boston	L	91	131	5-18	13-14	18-32	19,156	Pippen Jr.	19	Evbuomwan	12	Tatum	34
Feb 6	@ New York	L	113	123	5-18	13-15	18-33	19,013	Williams Jr.	19	Jemison	6	DiVincenzo	32
Feb 8	CHICAGO	L	110	118	5-19	13-15	18-34	16,285	Jackson Jr.	28	Williams Jr.	11	DeRozan	30
Feb 10	@ Charlotte	L	106	115	5-19	13-16	18-35	17,259	Jackson Jr.	29	Konchar	10	Bridges	25
Feb 12	NEW ORLEANS	L	87	96	5-20	13-16	18-36	15,823	Jackson Jr.	22	Stevens	7	Jones	17
Feb 14	HOUSTON	W	121	113	6-20	13-16	19-36	15,012	Jackson II	20	Jackson II	9	Brooks/Holiday/Thompson/Sengun	19
Feb 15	MILWAUKEE	W	113	110	7-20	13-16	20-36	16,544	Jackson II/Williams	27	Williams Jr.	12	G. Antetokounmpo	35
Feb 23	LA CLIPPERS	L	95	101	7-21	13-16	20-37	17,255	Jackson Jr.	29	Stevens	8	Leonard	24
Feb 26	Brooklyn	L	86	111	7-22	13-16	20-38	15,417	Stevens	17	Stevens	6	Schroder	18
Feb 28	@ Minnesota	L	101	110	7-22	13-17	20-39	18,024	Jackson Jr.	33	Jackson Jr.	13	Edwards	34
Mar 1	PORTLAND	L	92	122	7-23	13-17	20-40	15,493	LaRavia	21	Aldama	8	Banton/Walker	19
Mar 2	PORTLAND	L (OT)	100	107	7-24	13-17	20-41	16,381	Aldama/Williams Jr.	21	Aldama/Williams Jr.	8	Simons	30
Mar 4	@ Brooklyn	W	106	102	7-24	14-17	21-41	15,847	Kennard	25	LaRavia	10	Claxton	21
Mar 6	@ Philadelphia	W	115	109	7-24	15-17	22-41	19,757	Jackson Jr.	30	LaRavia	13	Oubre Jr.	25
Mar 8	ATLANTA	L	92	99	7-25	15-17	22-42	16,667	Jackson Jr.	21	Jackson Jr.	9	Murray	41
Mar 10	@ Oklahoma City	L	93	124	7-25	15-18	22-43	18,203	Jackson II	30	Jarreau	10	Gilgeous-Alexander	23
Mar 12	WASHINGTON	W	109	97	8-25	15-18	23-43	15,291	Jemison	24	Goodwin	12	Kuzma	24
Mar 13	CHARLOTTE	L	98	110	8-26	15-18	23-44	16,717	Jackson II	26	Konchar	9	Bridges	27
Mar 16	OKLAHOMA CITY	L	112	118	8-27	15-18	23-45	17,012	Bane	22	Aldama/Jackson Jr.	6	Jal. Williams	23
Mar 18	@ Sacramento	L (OT)	111	121	8-27	15-19	23-46	17,832	Jackson Jr.	25	Konchar	10	Monk	28
Mar 20	@ Golden State	L	116	137	8-27	15-20	23-47	18,064	Jackson II	35	Jarreau	10	Kuminga	26
Mar 22	@ San Antonio	W	99	97	8-27	16-20	24-47	17,408	Jackson Jr.	28	Aldama	13	Wembanyama	31
Mar 25	@ Denver	L	103	128	8-27	16-21	24-48	19,536	Stevens	19	Aldama	8	Jokic	29
Mar 27	LA LAKERS	L	124	136	8-28	16-21	24-49	17,794	Bane	26	Jackson Jr.	9	Hachimura	32
Mar 30	@ Orlando	L	88	118	8-28	16-22	24-50	18,009	Goodwin	16	Goodwin	11	Anthony/Carter Jr./Suggs	15
Apr 1	@ Detroit	W	110	108	8-28	17-22	25-50	19,999	Jackson Jr.	40	Goodwin	13	Cunningham	36
Apr 3	@ Milwaukee	W	111	109	8-28	18-22	26-50	17,420	Jackson Jr.	35	Clarke/Goodwin	12	Lopez	25
Apr 5	DETROIT	W	108	90	9-28	18-22	27-50	16,745	Jemison/Pereira	17	Jemison	13	Ivey	31
Apr 6	PHILADELPHIA	L	96	116	9-29	18-22	27-51	17,794	Pippen Jr.	24	Pereira	11	Embiid	30
Apr 9	SAN ANTONIO	L	87	102	9-30	18-22	27-52	16,108	Clarke/Jemison/Pippen Jr.	14	Goodwin	19	Wembanyama	18
Apr 10	@ Cleveland	L	98	110	9-30	18-23	27-53	19,432	LaRavia	32	Jemison	9	Mitchell	29
Apr 12	LA LAKERS	L	120	123	9-31	18-23	27-54	17,794	Jackson II	31	Goodwin	17	James	37
Apr 14	DENVER	L	111	126	9-32	18-23	27-55	17,544	Jackson II	44	Jackson II	12	Murray	21

2022-23 MEMPHIS GRIZZLIES (51-31)

Back Row, standing (L-R): Sonia Raman, Darko Rajakovic, Blake Ahearn, Vitaly Potapenko, Vince Williams Jr., Kenneth Lofton Jr., Ziaire Williams, Steven Adams, Jaren Jackson Jr., Santi Aldama, Xavier Tillman Sr., Dillon Brooks, David McClure, Brad Jones, James "Scoonie" Penn **Front Row, sitting (L-R):** Brandon Clarke, John Konchar, Desmond Bane, Tyus Jones, Taylor Jenkins, Ja Morant, Kennedy Chandler, Luke Kennard, David Roddy; **Not Pictured:** Jacob Gilyard, Jake LaRavia

				--Field Goals--			--3-Point FG--			-Free Throws-			--Rebounds--									
Player	**G**	**GS**	**Min**	**FG**	**FGA**	**Pct**	**FG**	**FGA**	**Pct**	**FT**	**FTA**	**Pct**	**Off**	**Def**	**Tot**	**Ast**	**PF**	**Dq**	**Stl**	**TO**	**Blk**	**Pts**	**Avg**
Morant	61	59	1948	566	1214	.466	92	300	.307	372	497	.748	61	296	357	493	100	0	66	206	16	1596	26.2
Bane	58	58	1842	450	939	.479	166	407	.408	181	205	.883	43	248	291	254	150	2	56	126	22	1247	21.5
Jackson	63	63	1787	416	822	.506	100	282	.355	241	306	.788	108	318	426	60	227	4	65	107	189	1173	18.6
Brooks	73	73	2214	392	991	.396	143	439	.326	120	154	.779	45	199	244	189	240	6	65	104	16	1047	14.3
Kennard	24	3	590	90	171	.526	74	137	.540	18	19	.947	9	66	75	54	35	0	13	16	1	272	11.3
Jones	80	22	1940	311	710	.438	121	326	.371	80	100	.800	28	172	200	417	32	0	83	74	6	823	10.3
Clarke	56	8	1090	229	349	.656	1	6	.167	99	137	.723	92	218	310	72	131	0	34	55	37	558	10.0
Aldama	77	20	1682	247	525	.470	94	266	.353	108	144	.750	85	286	371	97	143	0	45	60	48	696	9.0
Adams	42	42	1133	157	263	.597	0	1	.000	47	129	.364	214	271	485	97	98	1	36	79	46	361	8.6
Tillman	61	29	1180	188	306	.614	4	15	.267	49	89	.551	121	186	307	96	97	0	58	44	29	429	7.0
Roddy	70	4	1258	180	420	.429	65	212	.307	41	65	.631	50	143	193	59	107	0	29	57	19	466	6.7
Z. Williams	37	4	561	84	196	.429	25	97	.258	17	22	.773	16	63	79	35	58	0	14	37	6	210	5.7
Konchar	72	23	1494	138	320	.431	60	177	.339	28	36	.778	64	246	310	100	112	0	77	37	25	364	5.1
Lofton	24	1	176	49	93	.527	6	17	.353	16	27	.593	19	32	51	20	28	0	5	12	2	120	5.0
Gilyard	1	0	41	1	3	.333	1	3	.333	0	0	---	0	4	4	7	3	0	3	2	0	3	3.0
Green	3	0	44	3	11	.273	3	8	.375	0	0	---	1	3	4	2	6	0	1	3	0	9	3.0
LaRavia	35	0	414	37	95	.389	24	71	.338	7	9	.778	19	44	63	21	49	0	12	18	4	105	3.0
Chandler	36	0	281	35	83	.422	2	15	.133	6	13	.462	9	29	38	58	15	0	12	18	5	78	2.2
V. Williams	15	1	105	12	40	.300	4	28	.143	2	2	1.000	4	11	15	4	12	0	6	5	2	30	2.0
GRIZZLIES	**82**	**-**	**19780**	**3585**	**7551**	**.475**	**985**	**2807**	**.351**	**1432**	**1954**	**.733**	**988**	**2835**	**3823**	**2135**	**1643**	**13**	**680**	**1116**	**473**	**9587**	**116.9**
OPPONENTS	**82**	**-**	**19780**	**3340**	**7365**	**.453**	**1065**	**2998**	**.355**	**1519**	**1931**	**.787**	**902**	**2738**	**3640**	**2167**	**1644**	**14**	**559**	**1240**	**427**	**9264**	**113.0**

QUICK FACTS

- The Grizzlies finished 51-31 (.622) to capture their second straight Southwest Division championship.
- Memphis placed second in the Western Conference and made their third consecutive trip to the NBA Playoffs.
- The Grizzlies set a franchise record for scoring average (116.9) for the fourth straight season.
- **Jaren Jackson Jr.** was named the 2022-23 NBA Defensive Player of the Year after leading the NBA and setting a franchise record for blocks per game. Jackson Jr. was also named to the NBA All-Defensive First Team.
- **Ja Morant** and **Jaren Jackson Jr**. both were selected to the 2023 NBA All-Star Game, marking the first time in franchise history two Grizzlies appeared in the same All-Star Game.

NBA STATISTICAL RANKINGS

Category	Memphis		Opponents	
Points per game	116.9	9th	113.0	11th
Field Goal Pct.	.475	16th	.453	1st
Free Throw Pct.	.733	30th	.787	22nd
3-Pt. Field Goal Pct.	.351	23rd	.355	9th
Offensive Rebounds Per Game	12.0	4th	11.0	24th
Defensive Rebounds Per Game	34.6	4th	33.4	19th
Rebounds Per Game	46.6	2nd	44.4	21st

Category	Memphis		Opponents	
Assists Per Game	26.0	9th	26.4	27th
Steals Per Game	8.3	3rd	6.8	7th
Turnovers Per Game	13.6	12th	15.1	6th
Blocks Per Game	5.8	3rd	5.2	24th
Personal Fouls Per Game	20.0	14th	20.0	16th
Disqualifications	13	T-26th	14	T-3rd
Points Per Game Differential	+3.9	4th		

Date	Opponent		Mem	Opp	Hm	Rd	Tot	Atten	Grizzlies Top Scorer		Grizzlies Top Rebounder		Opponent Top Scorer	
Oct 19	NEW YORK	W (OT)	115	112	1-0	0-0	1-0	18,202	Morant	34	Adams	14	Randle	24
Oct 21	@ Houston	W	129	122	1-0	1-0	2-0	18,055	Morant	49	Adams/Aldama	9	Green	33
Oct 22	@ Dallas	L	96	137	1-0	1-1	2-1	20,377	Morant	20	Aldama	6	Doncic	32
Oct 24	BROOKLYN	W	134	124	2-0	1-1	3-1	17,392	Bane/Morant	38	Adams	13	Durant/Irving	38
Oct 27	@ Sacramento	W	125	110	2-0	2-1	4-1	15,511	Bane	31	Adams	11	Fox	27
Oct 29	@ Utah	L	123	124	2-0	2-2	4-2	18,206	Bane	32	Adams	10	Markkanen/Olynyk	23
Oct 31	@ Utah	L	105	121	2-0	2-3	4-3	18,206	Morant	37	Adams	9	Markkanen	31
Nov 2	@ Portland	W	111	106	2-0	3-3	5-3	19,462	Bane	29	Adams	11	Simons	31
Nov 4	CHARLOTTE	W	130	99	3-0	3-3	6-3	17,187	Brooks	23	Adams	19	Oubre Jr.	17
Nov 6	WASHINGTON	W	103	97	4-0	3-3	7-3	16,877	Bane	28	Adams/Aldama	10	Morris	18
Nov 7	BOSTON	L	106	109	4-1	3-3	7-4	17,371	Morant	30	Clarke/Morant	8	Tatum	39
Nov 9	@ San Antonio	W (OT)	124	122	4-1	4-3	8-4	13,507	Bane/Morant	32	Adams	19	Poeltl/Vassell	22
Nov 11	MINNESOTA	W	114	103	5-1	4-3	9-4	16,939	Morant	28	Morant	10	Edwards	28
Nov 13	@ Washington	L	92	102	5-1	4-4	9-5	17,667	Brooks	19	Adams	10	Porzingis	25
Nov 15	@ New Orleans	L	102	113	5-1	4-5	9-6	14,032	Morant	36	Clarke	13	McCollum	30
Nov 18	OKLAHOMA CITY	W	121	110	6-1	4-5	10-6	17,324	Jackson Jr.	25	Jackson Jr.	12	Giddey	20
Nov 20	@ Brooklyn	L	115	127	6-1	4-6	10-7	18,241	Brooks	31	Adams	10	Durant	26
Nov 22	SACRAMENTO	L	109	113	6-2	4-6	10-8	16,826	Morant	34	Adams	16	Fox	32
Nov 25	NEW ORLEANS	W	132	111	7-2	4-6	11-8	17,794	Brooks	25	Adams	11	Murphy III	21
Nov 27	@ New York	W	127	123	7-2	5-6	12-8	19,524	Morant	27	Adams/Morant	10	Brunson	30
Nov 30	@ Minnesota	L	101	109	7-2	5-7	12-9	15,980	Morant	24	Adams	12	Edwards	29
Dec 2	PHILADELPHIA	W	117	109	8-2	5-7	13-9	17,022	Morant	28	Adams	16	Embiid	35
Dec 4	@ Detroit	W	122	112	8-2	6-7	14-9	20.088	Morant	33	Clarke	14	Bey	24
Dec 5	MIAMI	W	101	93	9-2	6-7	15-9	16,122	Jones	28	Aldama	10	Herro	23
Dec 7	OKLAHOMA CITY	W	123	102	10-2	6-7	16-9	15,942	Morant	26	Morant	13	Gilgeous-Alexander	26
Dec 9	DETROIT	W	114	103	11-2	6-7	17-9	17,103	Jackson Jr.	20	Adams	8	Bogdanovic	19
Dec 12	ATLANTA	W	128	103	12-2	6-7	18-9	16,544	Jones	22	Jackson Jr./Konchar	7	Hunter	19
Dec 15	MILWAUKEE	W	142	101	13-2	6-7	19-9	17,794	Morant	25	Morant	10	G. Antetokounmpo/Portis	19
Dec 17	@ Oklahoma City	L	109	115	13-2	6-8	19-10	16,895	Brooks	32	Clarke/Jackson Jr.	8	Dort	24
Dec 20	@ Denver	L	91	105	13-2	6-9	19-11	19,605	Morant	35	Adams	10	Gordon	24
Dec 23	@ Phoenix	W	125	199	13-2	7-9	20-11	17,071	Clarke/Jackson Jr.	24	Adams	11	Ayton	18
Dec 25	@ Golden State	L	109	123	13-2	7-10	20-12	18,064	Morant	36	Adams	14	Poole	32
Dec 27	PHOENIX	L	108	125	13-3	7-10	20-13	18,239	Morant	34	Adams	9	Washington Jr.	26
Dec 29	@ Toronto	W	119	106	13-3	8-10	21-13	19,800	Brooks	25	Adams	17	Siakam	25
Dec 31	NEW ORLEANS	W	116	101	14-3	8-10	22-13	17,951	Morant	32	Adams	21	Williamson	20
Jan 1	SACRAMENTO	W	118	108	15-3	8-10	23-13	17,794	Morant	35	Adams	23	Fox	19
Jan 4	@ Charlotte	W	131	107	15-3	9-10	24-13	19,249	Morant	23	Adams	15	Ball	23
Jan 5	@ Orlando	W	123	115	15-3	10-10	25-13	19,184	Morant	32	Jackson Jr.	10	Banchero	30
Jan 8	UTAH	W	123	118	16-3	10-10	26-13	17,794	Bane	24	Jackson Jr./Tillman Sr.	9	Markkanen	21
Jan 9	SAN ANTONIO	W	121	113	17-3	10-10	27-13	16,013	Jones	24	Adams	15	Jones	18
Jan 11	SAN ANTONIO	W	135	129	18-3	10-10	28-13	16,454	Morant	38	Adams	18	Johnson	24
Jan 14	@ Indiana	W	130	112	18-3	11-10	29-13	17,274	Bane	25	Jackson Jr.	10	Duarte	25
Jan 16	PHOENIX	W	136	106	19-3	11-10	30-13	17,794	Morant	29	Adams	9	Bridges	21
Jan 18	CLEVELAND	W	115	114	20-3	11-10	31-13	16,892	Bane	25	Adams	10	Garland	24
Jan 20	@ LA Lakers	L	121	122	20-3	11-11	31-14	18,997	Morant	22	Adams	17	Westbrook	29
Jan 22	@ Phoenix	L	110	112	20-3	11-12	31-15	17,071	Morant	27	Adams	16	Bridges	24
Jan 23	@ Sacramento	L	100	133	20-3	11-13	31-16	17,821	Bane	21	Jones/Tillman Sr.	6	Lyles	24
Jan 25	@ Golden State	L	120	122	20-3	11-14	31-17	18,064	Morant	29	Clarke	8	Curry	34
Jan 27	@ Minnesota	L	100	111	20-3	11-15	31-18	17,136	Morant	27	Morant	10	Edwards	25
Jan 29	INDIANA	W	112	110	21-3	11-15	32-18	17,794	Jackson Jr.	28	Tillman Sr.	11	Mathurin	27
Feb 1	PORTLAND	L	112	122	21-4	11-15	32-19	14,589	Morant	32	Tillman Sr.	10	Lillard	42
Feb 2	@ Cleveland	L	113	128	21-4	11-16	32-20	19,432	Bane	25	Aldama	10	Garland	32
Feb 5	TORONTO	L	103	106	21-5	11-16	32-21	17,794	Bane	26	Tillman Sr.	9	Siakam	19
Feb 7	CHICAGO	W	104	89	22-5	11-16	33-21	17,012	Morant	34	Clarke	13	Vucevic	28
Feb 10	MINNESOTA	W	128	107	23-5	11-16	34-21	17,794	Morant	32	Morant	9	Nowell	21
Feb 12	@ Boston	L	109	119	23-5	11-17	34-22	19,156	Morant	25	Aldama/Jackson Jr.	7	White	23
Feb 15	UTAH	W	117	111	24-5	11-17	35-22	16,748	Jackson Jr.	26	Clarke	10	Olynyk	28
Feb 23	@ Philadelphia	L	105	110	24-5	11-18	35-23	21,205	Bane	25	Tillman Sr.	12	Harden	31
Feb 25	DENVER	W	112	94	25-5	11-18	36-23	18,302	Morant	23	Clarke	9	Jokic	15
Feb 28	LA LAKERS	W	121	109	26-5	11-18	37-23	17,794	Morant	39	Tillman Sr.	11	Davis	28
Mar 1	@ Houston	W	113	99	26-5	12-18	38-23	15,919	Bane	30	Bane	9	Green	20
Mar 3	@ Denver	L	97	113	26-5	12-19	38-24	19,641	Morant	27	Tillman Sr.	10	Porter Jr.	26
Mar 5	@ LA Clippers	L	129	135	26-5	12-20	38-25	19,068	Bane	30	Jackson Jr./Tillman Sr.	5	George	42
Mar 7	@ LA Lakers	L	103	112	26-5	12-21	38-26	18,997	Jackson Jr.	26	Tillman Sr	10	Davis	30
Mar 9	GOLDEN STATE	W	131	110	27-5	12-21	39-26	17,794	Jones	22	Jackson Jr.	9	Curry	29
Mar 11	DALLAS	W	112	108	28-5	12-21	40-26	17,794	Bane	25	Tillman Sr.	8	Hardaway Jr.	23
Mar 13	@ Dallas	W	104	88	28-5	13-21	41-26	20,303	Bane	23	Aldama	9	Hardy	28
Mar 15	@ Miami	L	119	138	28-5	13-22	41-27	19,794	Jackson Jr.	25	Jackson Jr.	9	Adebayo	26
Mar 17	@ San Antonio	W (OT)	126	120	28-5	14-22	42-27	15,221	Jackson Jr.	28	Jones	10	Vassell	25
Mar 18	GOLDEN STATE	W	133	119	29-5	14-22	43-27	18,396	Jackson Jr.	31	Tillman Sr.	10	Kuminga	24
Mar 20	DALLAS	W	112	108	30-5	14-22	44-27	17,794	Jackson Jr.	28	Aldama	14	Irving	28
Mar 22	HOUSTON	W	130	125	31-5	14-22	45-27	17,794	Jackson Jr.	37	Jackson Jr.	10	Green	32
Mar 24	HOUSTON	W	151	114	32-5	14-22	46-27	17,851	Kennard	30	Jackson Jr.	7	Eason	21
Mar 26	@ Atlanta	W	123	119	32-5	15-22	47-27	18,056	Morant	27	Jackson Jr.	8	Young	28
Mar 28	ORLANDO	W	113	108	33-5	15-22	48-27	16,507	Bane	31	Jackson Jr.	10	F. Wagner	25
Mar 29	LA CLIPPERS	L	132	141	33-6	15-22	48-28	16,775	Morant	36	Tillman Sr.	9	Westbrook	36
Mar 31	LA CLIPPERS	W	108	94	34-6	15-22	49-28	16,376	Bane	22	Aldama/Jackson Jr/Tillman Sr.	8	Powell	16
Apr 2	@ Chicago	L	107	128	34-6	15-23	49-29	20,944	Jackson Jr.	31	Morant	10	LaVine	36
Apr 4	PORTLAND	W	119	109	35-6	15-23	50-29	17,558	Bane	30	Aldama	11	Mays	24
Apr 5	@ New Orleans	L (OT)	131	138	35-6	15-24	50-30	17,232	Jackson Jr.	40	Jackson Jr./Konchar	9	Jones	35
Apr 7	@ Milwaukee	W	137	114	35-6	16-24	51-30	18,010	Jackson Jr.	36	Bane	8	Wigginton	25
Apr 9	@ Oklahoma City	L	100	115	35-6	16-25	51-31	16,601	Lofton Jr.	42	Lofton Jr.	14	Butler	25

2021-22 MEMPHIS GRIZZLIES (56-26)

Back Row, standing (L-R): Sonia Raman, Blake Ahearn, Darko Rajakovic, Vitaly Potapenko, Brandon Clarke, Kyle Anderson, Ziaire Williams, Steven Adams, Jaren Jackson Jr., Santi Aldama, Killian Tillie, Xavier Tillman Sr., Dillon Brooks, David McClure, Brad Jones, James "Scoonie" Penn **Front Row, sitting (L-R):** Yves Pons, John Konchar, Desmond Bane, Tyus Jones, Taylor Jenkins, Ja Morant, De'Anthony Melton, Jarrett Culver, Tyrell Terry

				--Field Goals--			--3-Point FG--			-Free Throws-			--Rebounds--									
Player	**G**	**GS**	**Min**	**FG**	**FGA**	**Pct**	**FG**	**FGA**	**Pct**	**FT**	**FTA**	**Pct**	**Off**	**Def**	**Tot**	**Ast**	**PF**	**Dq**	**Stl**	**TO**	**Blk**	**Pts**	**Avg**
Morant	57	57	1889	580	1177	.493	88	256	.344	316	415	.761	77	248	325	384	86	0	66	196	22	1564	27.4
Brooks	32	31	885	227	526	.432	46	149	.309	90	106	.849	29	73	102	88	105	0	36	50	8	590	18.4
Bane	76	76	2266	508	1101	.461	228	523	.436	140	155	.903	46	288	334	208	196	3	92	111	29	1384	18.2
Jackson	78	78	2126	430	1036	.415	128	401	.319	284	345	.823	119	335	454	86	272	3	73	130	177	1272	16.3
Melton	73	15	1657	281	695	.404	139	372	.374	90	120	.750	64	264	328	194	128	0	103	112	39	791	10.8
Clarke	64	1	1246	288	447	.644	5	22	.227	85	130	.654	135	207	342	86	122	0	39	34	68	666	10.4
Jones	73	23	1549	249	552	.451	80	205	.390	54	66	.818	17	159	176	324	32	0	66	46	2	632	8.7
Williams	62	31	1346	191	424	.450	76	242	.314	43	55	.782	26	103	129	65	113	0	35	41	12	501	8.1
Anderson	69	11	1484	209	469	.446	36	109	.330	67	105	.638	69	299	368	183	108	0	77	71	46	521	7.6
Adams	76	75	1999	210	384	.547	0	1	.000	108	199	.543	349	411	760	256	153	1	65	115	60	528	6.9
Konchar	72	7	1292	135	262	.515	52	126	.413	27	49	.551	87	242	329	109	90	0	45	29	22	349	4.8
Tillman	53	2	701	98	216	.454	10	49	.204	46	71	.648	66	95	161	62	63	0	50	34	15	252	4.8
Merrill	6	0	58	8	24	.333	7	23	.304	2	4	.500	1	6	7	4	3	0	0	2	0	25	4.2
Aldama	32	0	360	53	132	.402	6	48	.125	20	32	.625	33	54	87	21	36	0	6	16	10	132	4.1
Culver	37	0	338	51	135	.378	12	47	.255	16	34	.471	13	35	48	33	42	0	20	20	5	130	3.5
Tillie	36	3	461	43	127	.339	27	86	.314	5	8	.625	21	39	60	22	58	0	23	13	15	118	3.3
Pons	12	0	71	5	16	.313	3	9	.333	0	2	.000	5	7	12	1	6	0	1	1	4	13	1.1
Buchanan	2	0	10	1	4	.250	0	2	.000	0	0	---	1	1	2	2	1	0	1	2	0	2	1.0
Mathias	6	0	16	2	6	.333	2	6	.333	0	0	---	0	2	2	1	1	0	1	0	0	6	1.0
Terry	2	0	3	1	1	1.000	0	0	---	0	0	---	0	0	0	0	1	0	0	0	0	2	1.0
Jeffries	3	0	9	1	2	.500	0	1	.000	0	0	---	0	2	2	1	1	0	0	0	0	2	0.7
Sneed	2	0	8	0	2	.000	0	2	.000	0	0	---	1	1	2	0	2	0	0	0	0	0	0.0
Teske	3	0	8	0	1	.000	0	0	---	0	2	.000	0	2	2	1	1	0	1	0	0	0	0.0
GRIZZLIES	**82**	**-**	**19780**	**3571**	**7739**	**.461**	**945**	**2679**	**.353**	**1393**	**1898**	**.734**	**1159**	**2873**	**4032**	**2131**	**1620**	**7**	**800**	**1082**	**534**	**9480**	**115.6**
OPPONENTS	**82**	**-**	**19780**	**3305**	**7269**	**.455**	**987**	**2828**	**.349**	**1417**	**1837**	**.771**	**821**	**2706**	**3527**	**2047**	**1625**	**16**	**588**	**1235**	**496**	**9014**	**109.9**

QUICK FACTS

- The Grizzlies posted a 56-26 record (.683), the second-best record in the NBA and tied for the best record in franchise history. Memphis captured the Southwest Division championship (the first division title in franchise history).
- Memphis earned the second seed in the Western Conference Playoffs (a franchise record) and advanced to the Western Conference Semifinals for the first time since 2015.
- The Grizzlies set a franchise record for scoring average (115.6) as the second-youngest team in the NBA. Memphis also led the league in rebounds, offensive rebounds, steals, blocks, points in the paint, second chance points and fast break points.
- **Ja Morant**, who was voted a starter in the 2022 NBA All-Star Game, was selected as the 2021-22 NBA Most Improved Player and was named to the 2021-22 All-NBA Second Team.
- **Jaren Jackson Jr.**, **Desmond Bane** and **Steven Adams** all set single-season franchise records for blocks, 3-point field goals made and offensive rebounds, respectively.
- **Zachary Z. Kleiman** was selected as the 2021-22 NBA Basketball Executive of the Year. At age 33, Kleiman became the youngest recipient of the award.

NBA STATISTICAL RANKINGS

Category	Memphis		Opponents	
Points per game	115.6	2nd	109.9	12th
Field Goal Pct.	.461	19th	.455	10th
Free Throw Pct.	.734	28th	.771	13th
3-Pt. Field Goal Pct.	.353	17th	.349	11th
Offensive Rebounds Per Game	14.1	1st	10.0	11th
Defensive Rebounds Per Game	35.0	8th	33.0	9th
Rebounds Per Game	49.2	1st	43.0	7th

Category	Memphis		Opponents	
Assists Per Game	26.0	6th	25.0	16th
Steals Per Game	9.8	1st	7.2	7th
Turnovers Per Game	13.2	9th	15.1	3rd
Blocks Per Game	6.5	1st	6.0	30th
Personal Fouls Per Game	19.8	17th	19.8	14th
Disqualifications	7	T-11th	16	T-1st
Points Per Game Differential	5.7	4th		

Date	Opponent		Mem	Opp	Hm	Rd	Tot	Atten	Grizzlies Top Scorer		Grizzlies Top Rebounder		Opponent Top Scorer	
Oct 20	CLEVELAND	W	132	121	1-0	0-0	1-0	15,975	Morant	37	Adams	14	Allen	25
Oct 23	@ LA Clippers	W	120	114	1-0	1-0	2-0	16,748	Morant	28	Adams	9	George	41
Oct 24	@ LA Lakers	L	118	121	1-0	1-1	2-1	18,997	Morant	40	Adams	16	Anthony	28
Oct 27	@ Portland	L	96	116	1-0	1-2	2-2	16,241	Bane	19	Morant	9	McCollum	25
Oct 28	@ Golden State	W (OT)	104	101	1-0	2-2	3-2	18,064	Morant	30	Anderson	9	Curry	36
Oct 30	MIAMI	L	103	129	1-1	2-2	3-3	15,989	Melton/Morant	20	Adams/Tillman Sr.	5	Butler	27
Nov 1	DENVER	W	106	97	2-1	2-2	4-3	12,683	Morant	26	Anderson	9	Jokic	23
Nov 3	DENVER	W	108	106	3-1	2-2	5-3	12,977	Jackson Jr.	22	Adams/Jackson Jr.	8	Jokic	34
Nov 5	@ Washington	L	87	115	3-1	2-3	5-4	16,302	Jackson Jr.	13	Jackson Jr.	9	Harrell	18
Nov 8	MINNESOTA	W (OT)	125	117	4-1	2-3	6-4	12,416	Morant	33	Anderson/Clarke	9	Russell	30
Nov 10	CHARLOTTE	L	108	118	4-2	2-3	6-5	13,880	Morant	32	Adams	13	Oubre Jr.	37
Nov 12	PHOENIX	L	94	119	4-3	2-3	6-6	15,886	Morant	24	Morant	12	Booker/Crowder	17
Nov 13	@ New Orleans	L	101	112	4-3	2-4	6-7	14,358	Brooks	23	Adams/Morant	9	Alexander-Walker	21
Nov 15	HOUSTON	W	136	102	5-3	2-4	7-7	11,482	Morant	22	Jackson Jr.	7	Green	15
Nov 18	LA CLIPPERS	W	120	108	6-3	2-4	8-7	13,419	Morant	28	Adams	10	George	23
Nov 20	@ Minnesota	L	95	138	6-3	2-5	8-8	17,136	Bane	21	Konchar	7	Russell	28
Nov 22	@ Utah	W	119	118	6-3	3-5	9-8	18,306	Morant	32	Clarke	9	Bogdanovic	24
Nov 24	TORONTO	L	113	126	6-4	3-5	9-9	15,409	Morant	23	Clarke	8	Trent Jr.	26
Nov 26	ATLANTA	L	100	132	6-5	3-5	9-10	16,622	Konchar	17	DBr/BC/JJJ/JK	5	Young	31
Nov 28	SACRAMENTO	W	128	101	7-5	3-5	10-10	12,844	Brooks	21	Adams	12	Hield	14
Nov 30	@ Toronto	W	98	91	7-5	4-5	11-10	19,800	Jackson Jr.	25	Melton	10	Siakam	20
Dec 2	OKLAHOMA CITY	W	152	79	8-5	4-5	12-10	13,103	Jackson Jr.	27	Aldama	10	Dort	15
Dec 4	@ Dallas	W	97	90	8-5	5-5	13-10	19,396	Bane	29	Adams	13	Hardaway Jr.	29
Dec 6	@ Miami	W	105	90	8-5	6-5	14-10	19,600	Bane/Brooks	21	Adams	16	Herro	24
Dec 8	DALLAS	L	96	104	8-6	6-5	14-11	14,025	Jackson Jr.	26	Adams	9	Doncic	26
Dec 9	LA LAKERS	W	108	95	9-6	6-5	15-11	16,334	Jackson Jr.	25	Adams	13	Davis	22
Dec 11	HOUSTON	W	113	106	10-6	6-5	16-11	17,794	Brooks	25	Adams	9	Wood	22
Dec 13	PHILADELPHIA	W	126	91	11-6	6-5	17-11	13,420	Brooks	23	Bane	8	Maxey	23
Dec 15	@ Portland	W	113	103	11-6	7-5	18-11	15,773	Bane	23	Adams	14	Powell	25
Dec 17	@ Sacramento	W	124	105	11-6	8-5	19-11	14,659	Bane	24	Adams	12	Haliburton	21
Dec 19	PORTLAND	L	100	105	11-7	8-5	19-12	15,977	Brooks	37	Adams	9	Lillard	32
Dec 20	OKLAHOMA CITY	L	99	102	11-8	8-5	19-13	15,721	Bane	25	Adams	14	Gilgeous-Alexander	23
Dec 23	@ Golden State	L	104	113	11-8	8-6	19-14	18,064	Morant	21	Melton	9	Curry	46
Dec 26	@ Sacramento	W	127	102	11-8	9-6	20-14	15,685	Bane	28	Konchar	14	Haliburton	18
Dec 27	@ Phoenix	W	114	113	11-8	10-6	21-14	17,071	Morant	33	Adams	16	Booker	30
Dec 29	LA LAKERS	W	104	99	12-8	10-6	22-14	17,794	Morant	41	Morant	10	James	37
Dec 31	SAN ANTONIO	W	118	105	13-8	10-6	23-14	15,412	Morant	30	Adams	13	Forbes/Poeltl/White	15
Jan 3	@ Brooklyn	W	118	104	13-8	11-6	24-14	17,089	Morant	36	Adams	12	Durant	26
Jan 4	@ Cleveland	W	110	106	13-8	12-6	25-14	18,178	Morant	26	Adams	11	Garland	27
Jan 6	DETROIT	W	118	88	14-8	12-6	26-14	12,983	Morant	22	Adams	14	Lee	14
Jan 8	@ LA Clippers	W	123	108	14-8	13-6	27-14	17,936	Jackson Jr.	26	Clarke	15	Morris Sr.	29
Jan 9	@ LA Lakers	W	127	119	14-8	14-6	28-14	18,288	Bane	23	Jackson Jr.	12	James	35
Jan 11	GOLDEN STATE	W	116	108	15-8	14-6	29-14	17,794	Morant	29	Jackson Jr.	11	Curry	27
Jan 13	MINNESOTA	W	116	108	16-8	14-6	30-14	15,881	Bane	21	Konchar	17	Edwards	30
Jan 14	DALLAS	L	85	112	16-9	14-6	30-15	16,712	Morant	19	Jackson Jr.	8	Doncic	27
Jan 17	CHICAGO	W	119	106	17-9	14-6	31-15	17,794	Bane/Morant	25	Adams	10	DeRozan	24
Jan 19	@ Milwaukee	L	114	126	17-9	14-7	31-16	17,341	Morant	33	Adams	11	G. Antetokounmpo	33
Jan 21	@ Denver	W	122	118	17-9	15-7	32-16	17.009	Morant	38	Melton	9	Barton	27
Jan 23	@ Dallas	L	91	104	17-9	15-8	32-17	19,701	Morant	35	Morant	13	Doncic	39
Jan 26	@ San Antonio	W	118	110	17-9	16-8	33-17	14,662	Morant	41	Morant	8	Vassell	20
Jan 28	UTAH	W	119	109	18-9	16-8	34-17	16,816	Morant	30	Morant	10	House Jr.	21
Jan 29	WASHINGTON	W	115	95	19-9	16-8	35-17	17,135	Morant	34	Adams	15	Kuzma	30
Jan 31	@ Philadelphia	L (OT)	119	122	19-9	16-9	35-18	20,424	Morant	37	Adams	12	Maxey	35
Feb 2	@ New York	W	120	108	19-9	17-9	36-18	19,812	Jackson Jr.	26	Adams	13	Fournier	30
Feb 5	@ Orlando	W	135	115	19-9	18-9	37-18	18,446	Morant	33	Adams	11	Anthony	22
Feb 8	LA CLIPPERS	W	135	109	20-9	18-9	38-18	16,101	Morant	30	Jackson Jr.	11	Hartenstein	19
Feb 10	@ Detroit	W	132	107	20-9	19-9	39-18	18,744	Morant	23	Adams	14	Grant	20
Feb 12	@ Charlotte	W	125	118	20-9	20-9	40-18	19,454	Morant	26	Adams	11	Rozier	35
Feb 15	@ New Orleans	W	121	109	20-9	21-9	41-18	15,901	Jones	27	Adams	13	McCollum	30
Feb 16	PORTLAND	L	119	123	20-10	21-9	41-19	16,834	Morant	44	Clarke	10	Nurkic	32
Feb 24	@ Minnesota	L	114	119	20-10	21-10	41-20	16,326	Jackson Jr./Williams	21	Adams	12	Russell	37
Feb 26	@ Chicago	W	116	110	20-10	22-10	42-20	21,959	Morant	46	Adams	21	DeRozan	31
Feb 28	SAN ANTONIO	W	118	105	21-10	22-10	43-20	16,812	Morant	52	Adams	14	Walker IV	22
Mar 3	@ Boston	L	107	120	21-10	22-11	43-21	19,156	Morant	38	Adams	8	Tatum	37
Mar 5	ORLANDO	W	124	96	22-10	22-11	44-21	17,794	Morant	25	Konchar	11	Anthony	19
Mar 6	@ Houston	L	112	123	22-10	22-12	44-22	18,055	Bane	28	Adams	12	Porter Jr.	29
Mar 8	NEW ORLEANS	W	132	111	23-10	22-12	45-22	16,433	Morant	28	Morant	8	McCollum	32
Mar 11	NEW YORK	W	118	114	24-10	22-12	46-22	17,188	Morant	37	Adams/Anderson	9	Randle	36
Mar 13	@ Oklahoma City	W	125	118	24-10	23-12	47-22	17,482	Bane	21	Adams	16	Gilgeous-Alexander	31
Mar 15	@ Indiana	W	135	102	24-10	24-12	48-22	15,027	Bane	21	Adams	13	Smith	15
Mar 18	@ Atlanta	L	105	120	24-10	24-13	48-23	18,062	Morant	29	Adams	11	Bogdanovic	30
Mar 20	@ Houston	W	122	98	24-10	25-13	49-23	18,055	Bane	24	Adams	9	Schröder	17
Mar 23	BROOKLYN	W	132	120	25-10	25-13	50-23	17,794	Bane/Melton	23	Adams	11	Irving	43
Mar 24	INDIANA	W	133	103	26-10	25-13	51-23	16,205	Bane	30	Adams	16	Stephenson	25
Mar 26	MILWAUKEE	W	127	102	27-10	25-13	52-23	17,794	Melton	24	Adams/Tillman Sr.	11	G. Antetokounmpo	30
Mar 28	GOLDEN STATE	W	123	95	28-10	25-13	53-23	17,011	Bane	22	Adams	9	Poole	25
Mar 30	@ San Antonio	W	112	111	28-10	26-13	54-23	15,821	Jones	25	Adams	8	Murray	33
Apr 1	PHOENIX	W	122	114	29-10	26-13	55-23	17,794	Brooks	30	Anderson	10	Booker	41
Apr 5	@ Utah	L (OT)	115	121	29-10	26-14	55-24	18,306	Jackson Jr.	28	Adams	13	Clarkson/Gobert	22
Apr 7	@ Denver	L	109	122	29-10	26-15	55-25	19,520	Bane	14	Adams	8	Jokic	35
Apr 9	NEW ORLEANS	W	141	114	30-10	26-15	56-25	17,207	Brooks	23	Adams	11	McCollum	16
Apr 10	BOSTON	L	110	139	30-11	26-15	56-26	17,441	Aldama	20	Konchar	13	Tatum	31

2020-21 MEMPHIS GRIZZLIES (38-34)

Back Row, standing (L-R): Darko Rajakovic, Brad Jones, David McClure, Sean McDermott, Brandon Clarke, Kyle Anderson, Jaren Jackson Jr., Jonas Valanciunas, Jontay Porter, Killian Tillie, Xavier Tillman Sr., Dillon Brooks, Blake Ahearn, James "Scoonie" Penn, Sonia Raman
Front Row, sitting (L-R): Justise Winslow, Grayson Allen, Tim Frazier, Tyus Jones, Taylor Jenkins, Ja Morant, De'Anthony Melton, John Konchar, Desmond Bane **Not Pictured:** Vitaly Potapenko

				--Field Goals--			--3-Point FG--			-Free Throws-			--Rebounds--									
Player	**G**	**GS**	**Min**	**FG**	**FGA**	**Pct**	**FG**	**FGA**	**Pct**	**FT**	**FTA**	**Pct**	**Off**	**Def**	**Tot**	**Ast**	**PF**	**Dq**	**Stl**	**TO**	**Blk**	**Pts**	**Avg**
Morant	63	63	2053	430	957	.449	73	241	.303	271	372	.728	59	193	252	465	87	0	57	203	13	1204	19.1
Brooks	67	67	1997	432	1031	.419	128	372	.344	159	195	.815	53	143	196	157	237	6	78	119	26	1151	17.2
Valanciunas	62	61	1755	440	743	.592	21	57	.368	157	203	.773	253	523	776	112	179	1	35	100	57	1058	17.1
Ja. Jackson	11	4	258	53	125	.424	17	60	.283	35	42	.833	17	45	62	12	42	0	12	15	18	158	14.4
Anderson	69	69	1887	308	658	.468	94	261	.360	144	184	.783	52	344	396	250	120	2	84	86	57	854	12.4
Allen	50	38	1259	173	414	.418	107	274	.391	79	91	.868	19	141	160	108	71	1	46	48	8	532	10.6
Clarke	59	16	1415	256	495	.517	20	77	.260	78	113	.690	97	231	328	95	84	0	60	33	51	610	10.3
Bane	68	17	1519	234	499	.469	117	271	.432	40	49	.816	31	179	210	118	125	0	41	59	16	625	9.2
Melton	52	1	1045	172	393	.438	87	211	.412	41	51	.804	30	131	161	132	85	0	60	66	31	472	9.1
Dieng	22	1	371	56	108	.519	23	48	.479	38	43	.884	28	70	98	29	38	0	17	22	14	173	7.9
Winslow	26	1	507	74	210	.352	10	54	.185	20	35	.571	18	100	118	50	47	1	15	37	12	178	6.8
Tillman	59	12	1085	167	299	.559	22	65	.338	34	53	.642	74	182	256	75	116	2	44	45	33	390	6.6
Jones	70	9	1222	178	413	.431	45	140	.321	41	45	.911	21	119	140	259	31	0	64	48	6	442	6.3
Konchar	43	0	575	69	138	.500	21	56	.375	25	30	.833	35	93	128	47	40	0	30	18	9	184	4.3
Tillie	18	1	182	19	57	.333	10	33	.303	9	11	.818	6	18	24	8	20	0	5	2	8	57	3.2
McDermott	18	0	158	13	33	.394	5	22	.227	8	8	1.000	6	13	19	4	8	0	2	4	3	39	2.2
Porter	11	0	54	8	15	.533	3	8	.375	3	5	.600	4	10	14	1	12	0	3	7	1	22	2.0
Frazier	5	0	62	3	20	.150	0	8	.000	2	6	.333	0	8	8	16	7	0	2	4	1	8	1.6
GRIZZLIES	**72**	**-**	**17405**	**3085**	**6608**	**.467**	**803**	**2258**	**.356**	**1184**	**1536**	**.771**	**803**	**2543**	**3346**	**1938**	**1349**	**13**	**655**	**957**	**364**	**8157**	**113.3**
OPPONENTS	**72**	**-**	**17405**	**2953**	**6387**	**.462**	**926**	**2526**	**.367**	**1251**	**1588**	**.788**	**704**	**2515**	**3219**	**1827**	**1318**	**7**	**552**	**1068**	**377**	**8083**	**112.3**

QUICK FACTS

- The Grizzlies recorded a 38-34 record (.528) and made their first trip to the NBA Playoffs since the 2016-17 season.
- Memphis won play-in games at home against San Antonio and on the road against Golden State to earn the eighth seed in the Western Conference Playoffs, where the Grizzlies played a five-game series with the Utah Jazz.
- **Ja Morant** became the fifth-youngest player in NBA history to lead a playoff team in points (19.1) and assists (7.4) per game during the regular season. At age 21, Morant averaged a franchise-record 30.2 points during the Grizzlies' first round playoff series.
- **Jonas Valanciunas** set career highs with 17.1 points and a single-season franchise-record 12.5 rebounds, which ranked third in the NBA.
- The Grizzlies scored a franchise-record 113.3 points per game, leading the league in points in the paint, second chance points and points off turnovers.

NBA STATISTICAL RANKINGS

Category	Memphis		Opponents	
Points per game	113.3	15th	112.3	16th
Field Goal Pct.	.467	18th	.462	11th
Free Throw Pct.	.771	18th	.788	27th
3-Pt. Field Goal Pct.	.356	20th	.367	18th
Offensive Rebounds Per Game	11.15	2nd	9.78	12th
Defensive Rebounds Per Game	35.3	9th	34.9	20th
Rebounds Per Game	46.47	4th	44.71	18th

Category	Memphis		Opponents	
Assists Per Game	26.92	4th	25.38	19th
Steals Per Game	9.10	1st	7.67	18th
Turnovers Per Game	13.29	10th	14.83	7th
Blocks Per Game	5.06	12th	5.24	20th
Personal Fouls Per Game	18.74	9th	18.31	25th
Disqualifications	13	28th	7	T-11th
Points Per Game Differential	1.03	15th		

Date	Opponent		Mem	Opp	Hm	Rd	Tot	Atten	Grizzlies Top Scorer		Grizzlies Top Rebounder		Opponent Top Scorer	
Dec 23	SAN ANTONIO	L	119	131	0-1	0-0	0-1	-	Morant	44	Valanciunas	13	DeRozan	28
Dec 26	ATLANTA	L	112	122	0-2	0-0	0-2	-	Morant	28	Anderson	14	Young	36
Dec 28	@ Brooklyn	W (OT)	116	111	0-2	1-0	1-2	-	Anderson	28	Valanciunas	14	LeVert	28
Dec 30	@ Boston	L	107	126	0-2	1-1	1-3	-	Valanciunas	20	Valanciunas	11	Brown	42
Jan 1	@ Charlotte	W	108	93	0-2	2-1	2-3	-	Brooks	21	Anderson	11	Biyombo	16
Jan 3	LA LAKERS	L	94	108	0-3	2-1	2-4	-	Anderson	18	Valanciunas	10	James	22
Jan 5	LA LAKERS	L	92	94	0-4	2-1	2-5	-	Brooks/Dieng/Valanciunas	13	Valanciunas	11	Davis/James	26
Jan 7	CLEVELAND	L	90	94	0-5	2-1	2-6	-	Valanciunas	17	Valanciunas	10	Drummond	22
Jan 8	BROOKLYN	W	115	110	1-5	2-1	3-6	-	Brooks	24	Clarke	8	LeVert	43
Jan 11	@ Cleveland	W	101	91	1-5	3-1	4-6	-	Brooks	21	Brooks/Valanciunas	7	Drummond	19
Jan 13	@ Minnesota	W	118	107	1-5	4-1	5-6	-	Valanciunas	24	Valanciunas	16	Beasley	28
Jan 16	PHILADELPHIA	W	106	104	2-5	4-1	6-6	-	Morant	17	Clarke	11	Milton	28
Jan 18	PHOENIX	W	108	104	3-5	4-1	7-6	204	Clarke/Morant	17	Anderson	8	Ayton	18
Jan 30	@ San Antonio	W	129	112	3-5	5-1	8-6	-	Melton	20	Dieng/Konchar	7	White	18
Feb 1	@ San Antonio	W	133	102	3-5	6-1	9-6	-	Dieng	19	Dieng/Tillman Sr.	9	Johnson	25
Feb 2	@ Indiana	L	116	134	3-5	6-2	9-7	-	Brooks	25	Dieng/Konchar	6	Sabonis	32
Feb 4	HOUSTON	L	103	115	3-6	6-2	9-8	1,762	Bane	16	Tillman Sr.	10	Wall	22
Feb 6	@ New Orleans	L	109	118	3-6	6-3	9-9	1,440	Valanciunas	23	Tillman Sr.	8	Williamson	29
Feb 8	TORONTO	L	113	128	3-7	6-3	9-10	1,844	Valanciunas	27	Valanciunas	20	Siakam/VanVleet	32
Feb 10	CHARLOTTE	W	130	114	4-7	6-3	10-10	1,830	Anderson	27	Valanciunas	15	Rozier	34
Feb 12	@ LA Lakers	L	105	115	4-7	6-4	10-11	-	Allen	23	Valanciunas	8	Davis	35
Feb 14	@ Sacramento	W	124	110	4-7	7-4	11-11	-	Valanciunas	25	Valanciunas	13	Fox	23
Feb 16	NEW ORLEANS	L	113	144	4-8	7-4	11-12	1,982	Morant	28	Morant	7	Williamson	31
Feb 17	OKLAHOMA CITY	W	122	113	5-8	7-4	12-12	-	Allen/Valanciunas	22	Valanciunas	12	Gilgeous-Alexander	22
Feb 19	DETROIT	W	109	95	6-8	7-4	13-12	1,795	Morant	29	Valanciunas	15	Grant/Wright	16
Feb 20	PHOENIX	L	97	128	6-9	7-4	13-13	1,994	Dieng	15	Valanciunas	12	Booker	23
Feb 22	@ Dallas	L	92	102	6-9	7-5	13-14	2,099	Morant	22	Valanciunas	15	Hardaway Jr.	29
Feb 25	LA CLIPPERS	W	122	94	7-9	7-5	14-14	1,896	Jones	20	Valanciunas	15	Leonard	17
Feb 26	LA CLIPPERS	L	99	119	7-10	7-5	14-15	2,039	Valanciunas	22	Valanciunas	11	Leonard	30
Feb 28	@ Houston	W	133	84	7-10	8-5	15-15	3,284	Winslow	20	Clarke	12	Tate/Wall	14
Mar 2	@ Washington	W	125	111	7-10	9-5	16-15	-	Morant	35	Valanciunas	16	Beal/Westbrook	23
Mar 4	MILWAUKEE	L	111	112	7-11	9-5	16-16	1,961	Morant	35	Valanciunas	12	G. Antetokounmpo	26
Mar 10	WASHINGTON	W	127	112	8-11	9-5	17-16	1,912	Valanciunas	29	Valanciunas	20	Beal	21
Mar 12	DENVER	L	102	103	8-12	9-5	17-17	2,160	Brooks/Clarke	20	Valanciunas	11	Jokic	28
Mar 14	@ Oklahoma City	L	122	128	8-12	9-6	17-18	-	Morant	22	Valanciunas	14	Gilgeous-Alexander	30
Mar 15	@ Phoenix	L	99	122	8-12	9-7	17-19	3,188	Valanciunas	24	Valanciunas	17	Booker	27
Mar 17	MIAMI	W	89	85	9-12	9-7	18-19	2,217	Anderson/Melton/Morant	13	Valanciunas	12	Butler	24
Mar 19	GOLDEN STATE	L	103	116	9-13	9-7	18-20	2,716	Allen/Morant	14	Valanciunas	16	Wiggins	40
Mar 20	GOLDEN STATE	W	111	103	10-13	9-7	19-20	-	Brooks/Valanciunas	19	Valanciunas	15	Poole	26
Mar 22	BOSTON	W (OT)	132	126	11-13	9-7	20-20	2,319	Morant	29	Valanciunas	19	Brown	27
Mar 24	@ Oklahoma City	W	116	107	11-13	10-7	21-20	-	Brooks	25	Valanciunas	15	Brown	19
Mar 26	@ Utah	L	114	117	11-13	10-8	21-21	5,546	Morant	32	Valanciunas	18	Mitchell	35
Mar 27	@ Utah	L	110	126	11-13	10-9	21-22	5,546	Anderson	16	Valanciunas	11	Mitchell	35
Mar 29	@ Houston	W	120	110	11-13	11-9	22-22	3,319	Valanciunas	30	Valanciunas	15	Olynyk	25
Mar 31	UTAH	L	107	111	11-14	11-9	22-23	2,314	Morant	36	Valanciunas	14	Conley	26
Apr 2	MINNESOTA	W	120	108	12-14	11-9	23-23	2,987	Valanciunas	19	Valanciunas	11	Towns	30
Apr 4	@ Philadelphia	W	116	100	12-14	12-9	24-23	4,094	Brooks	17	Valanciunas	12	Harris	21
Apr 6	@ Miami	W	124	112	12-14	13-9	25-23	-	Brooks	28	Valanciunas	10	Butler	28
Apr 7	@ Atlanta	W	131	113	12-14	14-9	26-23	2,774	Allen	30	Valanciunas	11	Bogdanovic	24
Apr 9	@ New York	L (OT)	129	133	12-14	14-10	26-24	1,912	Morant	26	Valanciunas	14	Barrett/Quickley	20
Apr 11	INDIANA	L	125	132	12-15	14-10	26-25	2,341	Valanciunas	34	Valanciunas	22	LeVert	34
Apr 12	CHICAGO	W	101	90	13-15	14-10	27-25	2,194	Valanciunas	26	Valanciunas	14	LaVine	21
Apr 14	DALLAS	L	113	114	13-16	14-10	27-26	2,141	Allen	23	Valanciunas	15	Doncic	29
Apr 16	@ Chicago	W	126	115	13-16	15-10	28-26	-	Brooks	32	Anderson	11	White	27
Apr 17	@ Milwaukee	W	128	115	13-16	16-10	29-26	3,280	Allen	26	Anderson/Valanciunas	8	G. Antetokounmpo	28
Apr 19	@ Denver	L (2OT)	137	139	13-16	16-11	29-27	4,005	Morant	36	Tillman Sr.	14	Jokic	47
Apr 21	@ LA Clippers	L	105	117	13-16	16-12	29-28	1,782	Morant	22	Tillman Sr.	12	Kennard	28
Apr 23	@ Portland	W	130	128	13-16	17-12	30-28	-	Morant	33	Anderson	8	Lillard	27
Apr 25	@ Portland	W	120	113	13-16	18-12	31-28	-	Morant	28	Valanciunas	10	McCollum	27
Apr 26	@ Denver	L	96	120	13-16	18-13	31-29	3,823	Morant	27	Anderson/Jackson Jr.	7	Porter Jr.	31
Apr 28	PORTLAND	L	109	130	13-17	18-13	31-30	3,427	Valanciunas	19	Clarke	10	McCollum	26
Apr 30	ORLANDO	W	92	75	14-17	18-13	32-30	2,850	Brooks	20	Valanciunas	15	Anthony/Bamba	15
May 1	@ Orlando	L	111	112	14-17	18-14	32-31	3,924	Brooks	25	Valanciunas	16	Anthony	26
May 3	NEW YORK	L	104	118	14-18	18-14	32-32	2,789	Brooks	23	Valanciunas	16	Randle	28
May 5	@ Minnesota	W	139	135	14-18	19-14	33-32	1,436	Morant	37	Clarke	10	Edwards	42
May 6	@ Detroit	L	97	111	14-18	19-15	33-33	750	Morant	20	Valanciunas	16	Ellington/Joseph	18
May 8	@ Toronto	W	109	99	14-18	20-15	34-33	-	Jackson Jr.	20	Valanciunas	21	Siakam/Trent Jr.	18
May 10	NEW ORLEANS	W	115	110	15-18	20-15	35-33	2,507	Brooks	23	Valanciunas	11	Alexander-Walker	18
May 11	DALLAS	W	133	104	16-18	20-15	36-33	2,684	Morant	24	Clarke	9	Hardaway Jr.	19
May 13	SACRAMENTO	W	116	110	17-18	20-15	37-33	2,876	Brooks	30	Valanciunas	13	James	31
May 14	SACRAMENTO	W	107	106	18-18	20-15	38-33	3,502	Winslow	25	Winslow	13	King	27
May 16	@ Golden State	L	101	113	18-18	20-16	38-34	4,416	Valanciunas	29	Valanciunas	16	Curry	44

2019-20 MEMPHIS GRIZZLIES (34-39)

Top Row (L-R): Grayson Allen, Kyle Anderson, Dillon Brooks, Brandon Clarke, Gorgui Dieng, Marko Guduric, Jaren Jackson Jr., Josh Jackson, Tyus Jones
Middle Row (L-R): John Konchar, De'Anthony Melton, Ja Morant, Jontay Porter, Anthony Tolliver, Jonas Valanciunas, Yuta Watanabe, Justise Winslow, Taylor Jenkins
Bottom Row (L-R): Niele Ivey, Brad Jones, David McClure, James "Scoonie" Penn, Vitaly Potapenko, Neven Spahija, Blake Ahearn

				--Field Goals--			--3-Point FG--			-Free Throws-			--Rebounds--									
Player	**G**	**GS**	**Min**	**FG**	**FGA**	**Pct**	**FG**	**FGA**	**Pct**	**FT**	**FTA**	**Pct**	**Off**	**Def**	**Tot**	**Ast**	**PF**	**Dq**	**Stl**	**TO**	**Blk**	**Pts**	**Avg**
Morant	67	67	2074	447	937	.477	60	179	.335	239	308	.776	51	208	259	488	110	0	58	220	18	1193	17.8
Ja. Jackson	57	57	1622	353	753	.469	145	368	.394	139	186	.747	55	207	262	78	232	8	40	99	92	990	17.4
Brooks	73	73	2112	435	1068	.407	147	411	.358	164	203	.808	68	175	243	150	278	10	63	124	27	1181	16.2
Valanciunas	70	70	1845	432	739	.585	32	91	.352	148	200	.740	213	575	788	131	185	3	30	127	77	1044	14.9
Clarke	58	4	1300	296	479	.618	23	64	.359	85	112	.759	92	253	345	81	100	0	32	55	48	700	12.1
Crowder	45	45	1322	147	399	.368	78	266	.293	75	95	.789	40	237	277	125	85	0	47	54	14	447	9.9
Jo. Jackson	22	0	381	70	159	.440	23	72	.319	35	50	.700	11	55	66	35	40	0	18	28	9	198	9.0
Allen	38	0	718	117	251	.466	57	141	.404	39	45	.867	8	77	85	52	53	0	10	33	2	330	8.7
Melton	60	8	1167	161	401	.401	40	140	.286	93	121	.769	43	177	220	175	109	1	77	84	20	455	7.6
Jones	65	6	1232	197	429	.459	47	124	.379	43	58	.741	9	94	103	285	44	0	59	55	6	484	7.4
Dieng	17	0	318	42	87	.483	8	32	.250	31	42	.738	18	80	98	15	35	0	14	16	17	123	7.2
Hannahs	2	0	13	4	9	.444	2	3	.667	2	2	1.000	0	1	1	0	1	0	0	0	0	12	6.0
Anderson	67	28	1330	157	331	.474	24	85	.282	52	78	.667	58	227	285	162	111	0	54	66	37	390	5.8
Hill	48	3	901	96	233	.412	56	147	.381	26	38	.684	24	120	144	94	73	0	31	40	7	274	5.7
Bell	2	0	21	3	7	.429	2	3	.667	2	2	1.000	2	1	3	2	2	0	1	3	0	10	5.0
Tolliver	13	4	236	19	48	.396	17	41	.415	7	8	.875	5	28	33	10	14	0	7	9	1	62	4.8
Guduric	44	0	484	62	157	.395	25	83	.301	24	26	.923	14	59	73	45	34	0	12	36	8	173	3.9
Konchar	19	0	181	24	37	.649	5	10	.500	1	2	.500	18	29	47	22	7	0	7	7	3	54	2.8
Caboclo	22	0	192	28	69	.406	4	25	.160	2	3	.667	17	27	44	10	23	0	10	7	12	62	2.8
Watanabe	18	0	105	15	34	.441	3	8	.375	3	8	.375	7	13	20	5	9	0	5	2	1	36	2.0
Uthoff	4	0	14	1	7	.143	0	4	.000	2	2	1.000	1	0	1	0	1	0	1	0	0	4	1.0
GRIZZLIES	**73**	**-**	**17570**	**3106**	**6634**	**.468**	**798**	**2297**	**.347**	**1212**	**1589**	**.763**	**754**	**2643**	**3397**	**1965**	**1546**	**22**	**576**	**1113**	**399**	**8222**	**112.6**
OPPONENTS	**73**	**-**	**17570**	**2964**	**6593**	**.450**	**942**	**2580**	**.365**	**1430**	**1828**	**.782**	**757**	**2519**	**3276**	**1814**	**1474**	**10**	**585**	**1080**	**386**	**8300**	**113.7**

REVIEW

QUICK FACTS

- The Grizzlies posted a 34-39 record (.466), ninth in the Western Conference and third in the Southwest Division.
- After the NBA season went on hiatus in March due to the COVID-19 pandemic, the Grizzlies were one of 22 teams selected for a July restart at Walt Disney World in Orlando. Memphis eventually qualified for a play-in game against Portland to determine the eighth seed in the Western Conference Playoffs.
- **Ja Morant** was named the NBA Rookie of the Year after leading all rookies in points, assists, double-doubles and triple-doubles.
- **Brandon Clarke** set an NBA rookie record and single-season franchise record for field goal percentage (.618).
- Morant and Clarke were both named to the NBA All-Rookie First Team, the second time in franchise history that two teammates were selected to the First Team (Pau Gasol and Shane Battier in 2001-02).
- Morant and Clarke were joined by **Jaren Jackson Jr.** in representing the Grizzlies at the NBA Rising Stars as part of 2020 NBA All-Star Weekend in Chicago.
- **Taylor Jenkins** helped the Grizzlies establish new franchise records for scoring and assists in his first season as an NBA head coach. Jenkins was named Western Conference Coach of the Month for January.

NBA STATISTICAL RANKINGS

Category	Memphis		Opponents	
Points per game	112.6	14th	113.7	21st
Field Goal Pct.	.468	7th	.450	9th
Free Throw Pct.	.763	19th	.782	21st
3-Pt. Field Goal Pct.	.347	23rd	.365	24th
Offensive Rebounds Per Game	10.33	14th	10.36	19th
Defensive Rebounds Per Game	36.21	5th	34.51	12th
Rebounds Per Game	46.53	5th	44.86	14th

Category	Memphis		Opponents	
Assists Per Game	26.92	2nd	24.85	18th
Steals Per Game	7.89	12th	8.01	21st
Turnovers Per Game	15.25	23rd	14.79	12th
Blocks Per Game	5.47	7th	5.29	22nd
Personal Fouls Per Game	21.18	18th	20.19	20th
Disqualifications	22	29th	10	T-13th
Points Per Game Differential	-1.07	17th		

SEASON REVIEW

Date	Opponent		Mem	Opp	Hm	Rd	Tot	Atten	Grizzlies Top Scorer		Grizzlies Top Rebounder		Opponent Top Scorer	
Oct 23	@ Miami	L	101	120	0-0	0-1	0-1	19,600	Jackson Jr.	17	Anderson	8	Winslow	27
Oct 25	CHICAGO	L	102	110	0-1	0-1	0-2	17,794	Jackson Jr.	23	Valanciunas	11	LaVine	37
Oct 27	BROOKLYN	W (OT)	134	133	1-1	0-1	1-2	15,517	Morant	30	Valanciunas	10	Irving	37
Oct 29	@ LA Lakers	L	91	120	1-1	0-2	1-3	18,997	Morant	16	Valanciunas	11	Davis	40
Nov 2	PHOENIX	L	105	114	1-2	0-2	1-4	14,144	Morant	24	Clarke	11	Booker	21
Nov 4	HOUSTON	L	100	107	1-3	0-2	1-5	14,197	Morant	23	Valanciunas	10	Harden	44
Nov 6	MINNESOTA	W	137	121	2-3	0-2	2-5	13,503	Brooks	31	Valanciunas	14	Wiggins	30
Nov 8	@ Orlando	L	86	118	2-3	0-3	2-6	17,021	Valanciunas	15	Valanciunas	9	Vucevic	23
Nov 9	DALLAS	L	122	138	2-4	0-3	2-7	15,753	Jackson Jr.	23	Anderson/Brooks/Hill	5	Doncic	24
Nov 11	@ San Antonio	W	113	109	2-4	1-3	3-7	18,627	Jackson Jr.	24	Valanciunas	12	Aldridge	19
Nov 13	@ Charlotte	W	119	117	2-4	2-3	4-7	13,155	Morant	23	Valanciunas	13	Rozier	33
Nov 15	UTAH	W	107	106	3-4	2-3	5-7	16,422	Morant	25	Crowder	10	Mitchell	29
Nov 17	DENVER	L	114	131	3-5	2-3	5-8	14,227	Jackson Jr.	22	Valanciunas	10	Murray	39
Nov 19	GOLDEN STATE	L	95	114	3-6	2-3	5-9	14,511	Morant	20	Crowder	11	Burks	29
Nov 23	LA LAKERS	L	108	109	3-7	2-3	5-10	17,794	Morant	26	Clarke	11	James	30
Nov 25	@ Indiana	L	114	126	3-7	2-4	5-11	15,141	Jackson Jr.	28	Valanciunas	11	Warren	26
Nov 27	LA CLIPPERS	L	119	121	3-8	2-4	5-12	16,721	Valanciunas	30	Valanciunas	16	Harrell/Williams	24
Nov 29	UTAH	L	94	103	3-9	2-4	5-13	16,605	Valanciunas	22	Valanciunas	17	Bogdanovic	33
Dec 1	@ Minnesota	W	115	107	3-9	3-4	6-13	12,276	Brooks	26	Caboclo	13	Towns	21
Dec 2	INDIANA	L	104	117	3-10	3-4	6-14	11,919	Jackson Jr.	31	Melton	9	Brogdon	19
Dec 4	@ Chicago	L	99	106	3-10	3-5	6-15	15,017	Valanciunas	32	Valanciunas	13	LaVine	25
Dec 7	@ Utah	L	112	126	3-10	3-6	6-16	18,306	Jackson Jr.	26	Valanciunas	6	Mitchell	22
Dec 9	@ Golden State	W	110	102	3-10	4-6	7-16	18,064	Morant	26	Valanciunas	10	Burks/Russell	18
Dec 11	@ Phoenix	W	115	108	3-10	5-6	8-16	12,254	Brooks	27	Valanciunas	9	Kaminsky	24
Dec 13	MILWAUKEE	L	114	127	3-11	5-6	8-17	16,109	Jackson Jr.	43	Crowder	11	Antetokounmpo	37
Dec 14	WASHINGTON	W	128	111	4-11	5-6	9-17	15,631	Brooks	27	Valanciunas	12	Beal	29
Dec 16	MIAMI	W	118	111	5-11	5-6	10-17	14,021	Valanciunas	21	Valanciunas	10	Butler	25
Dec 18	@ Oklahoma City	L	122	126	5-11	5-7	10-18	18,203	Clarke	27	Valanciunas	9	Schröder	31
Dec 20	@ Cleveland	L	107	114	5-11	5-8	10-19	19,432	Jackson Jr.	24	Valanciunas	14	Clarkson	33
Dec 21	SACRAMENTO	W	119	115	6-11	5-8	11-19	15,603	Jackson Jr.	18	Crowder	19	Barnes	25
Dec 23	SAN ANTONIO	L	115	145	6-12	5-8	11-20	16,776	Jackson Jr.	22	Valanciunas	12	Aldridge	40
Dec 26	@ Oklahoma City	W	110	97	6-12	6-8	12-20	18,203	Valanciunas	21	Crowder	10	Paul	23
Dec 28	@ Denver	L	110	119	6-12	6-9	12-21	19,697	Jackson Jr.	20	Valanciunas	10	Jokic	31
Dec 29	CHARLOTTE	W	117	104	7-12	6-9	13-21	16,842	Brooks	20	Jackson Jr.	12	Monk	18
Jan 2	@ Sacramento	L	123	128	7-12	6-10	13-22	17,351	Morant	23	Valanciunas	12	Fox	27
Jan 4	@ LA Clippers	W	140	114	7-12	7-10	14-22	19,068	Crowder	27	Valanciunas	12	Harrell	28
Jan 5	@ Phoenix	W	121	114	7-12	8-10	15-22	14,181	Valanciunas	30	Jackson Jr./Valanciunas	8	Booker	40
Jan 7	MINNESOTA	W	119	112	8-12	8-10	16-22	14,117	Brooks	28	Crowder	8	Culver	24
Jan 10	SAN ANTONIO	W	134	121	9-12	8-10	17-22	16,448	Jackson Jr.	24	Clarke/Valanciunas	9	DeRozan	36
Jan 12	GOLDEN STATE	W	122	102	10-12	8-10	18-22	16,408	Valanciunas	31	Valanciunas	19	Russell	34
Jan 14	HOUSTON	W	121	110	11-12	8-10	19-22	16,181	Morant	26	Clarke	7	Harden	41
Jan 17	CLEVELAND	W	113	109	12-12	8-10	20-22	17,102	Brooks	26	Valanciunas	18	Sexton	28
Jan 20	NEW ORLEANS	L	116	126	12-13	8-10	20-23	17,794	Brooks	31	Valanciunas	11	Holiday	36
Jan 22	@ Boston	L	95	119	12-13	8-11	20-24	19,156	Valanciunas	16	Valanciunas	13	Tatum	23
Jan 24	@ Detroit	W	125	112	12-13	9-11	21-24	14,583	Jackson Jr.	29	Clarke	11	Rose	22
Jan 26	PHOENIX	W	114	109	13-13	9-11	22-24	17,214	Morant	23	Anderson	12	Booker	36
Jan 28	DENVER	W	104	96	14-13	9-11	23-24	14,365	Brooks	24	Valanciunas	12	Jokic	25
Jan 29	@ New York	W	127	106	14-13	10-11	24-24	18,768	Brooks	27	Valanciunas	13	Morris Sr.	17
Jan 31	@ New Orleans	L	111	139	14-13	10-12	24-25	18,362	Valanciunas	18	Valanciunas	8	Williamson	24
Feb 3	DETROIT	W	96	82	15-13	10-12	25-25	14,597	Valanciunas	26	Valanciunas	17	Drummond	25
Feb 5	@ Dallas	W	121	107	15-13	11-12	26-25	20,069	Morant	21	Valanciunas	10	Porzingis	32
Feb 7	@ Philadelphia	L	107	119	15-13	11-13	26-26	20,779	Morant	15	Valanciunas	10	Korkmaz	34
Feb 9	@ Washington	W	106	99	15-13	12-13	27-26	17,251	Morant	27	Valanciunas	18	Beal	26
Feb 12	PORTLAND	W	111	104	16-13	12-13	28-26	16,889	Clarke	27	Valanciunas	18	McCollum	23
Feb 20	@ Sacramento	L	125	129	16-13	12-14	28-27	17,078	Melton	24	Clarke/Valanciunas	11	Barnes	32
Feb 21	@ LA Lakers	L	105	117	16-13	12-15	28-28	18,997	Jackson	20	Valanciunas	11	James	32
Feb 24	@ LA Clippers	L	97	124	16-13	12-16	28-29	19,068	Morant	16	Dieng	10	Leonard	25
Feb 26	@ Houston	L	112	140	16-13	12-17	28-30	18,055	Brooks	22	Valanciunas	10	Westbrook	38
Feb 28	SACRAMENTO	L	101	104	16-14	12-17	28-31	17,794	Brooks	32	Valanciunas	25	Fox	25
Feb 29	LA LAKERS	W	105	88	17-14	12-17	29-31	17,794	Morant	27	Valanciunas	19	James	19
Mar 2	@ Atlanta	W	127	88	17-14	13-17	30-31	16,207	Dieng	17	Valanciunas	15	Young	19
Mar 4	@ Brooklyn	W	118	79	17-14	14-17	31-31	16,941	Jackson	19	Valanciunas	16	Prince	15
Mar 6	@ Dallas	L	96	121	17-14	14-18	31-32	20,370	Jackson	16	Valanciunas	11	Porzingis	26
Mar 7	ATLANTA	W	118	101	18-14	14-18	32-32	17,117	Valanciunas	27	Valanciunas	17	Collins	27
Mar 10	ORLANDO	L	115	120	18-15	14-18	32-33	15,388	Valanciunas	27	Valanciunas	16	Ross	24
Jul 31	@ Portland	L (OT)	135	140	18-15	14-19	32-34	-	Jackson Jr.	33	Clarke	7	McCollum	33
Aug 2	SAN ANTONIO	L	106	108	18-16	14-19	32-35	-	Morant	25	Valanciunas	11	Murray	21
Aug 3	@ New Orleans	L	99	109	18-16	14-20	32-36	-	Jackson Jr.	22	Valanciunas	13	Ingram	24
Aug 5	@ Utah	L	115	124	18-16	14-21	32-37	-	Brooks	23	Valanciunas	14	Ingles	25
Aug 7	OKLAHOMA CITY	W	121	92	19-16	14-21	33-37	-	Brooks	22	Valanciunas	11	Paul	17
Aug 9	@ Toronto	L	99	108	19-16	14-22	33-38	-	Brooks	25	Valanciunas	10	Siakam	26
Aug 11	BOSTON	L	107	122	19-17	14-22	33-39	-	Morant	26	Valanciunas	10	Tatum	29
Aug 13	MILWAUKEE	W	119	106	20-17	14-22	34-39	-	Brooks	31	Valanciunas	19	B. Lopez	19

2018-19 MEMPHIS GRIZZLIES (33-49)

Back Row, standing (L-R): Chad Forcier, J.J. Outlaw, Kevin Burleson, Greg Buckner, Yuta Watanabe, Chandler Parsons, Joakim Noah, Tyler Zeller, Jonas Valanciunas, Jaren Jackson Jr., Kyle Anderson, Bruno Caboclo, Ivan Rabb, Vitaly Potapenko, Nick Van Exel, Adam Mazarei
Front Row, sitting (L-R): Justin Holiday, Tyler Dorsey, Jevon Carter, Mike Conley, J.B. Bickerstaff, Delon Wright, Dillon Brooks, C.J. Miles, Julian Washburn

				--Field Goals--			--3-Point FG--			-Free Throws-			--Rebounds--									
Player	**G**	**GS**	**Min**	**FG**	**FGA**	**Pct**	**FG**	**FGA**	**Pct**	**FT**	**FTA**	**Pct**	**Off**	**Def**	**Tot**	**Ast**	**PF**	**Dq**	**Stl**	**TO**	**Blk**	**Pts**	**Avg**
Conley	70	70	2342	490	1120	.438	155	426	.364	343	406	.845	40	199	239	449	123	1	94	130	22	1478	21.1
Valanciunas	19	17	527	152	279	.545	5	18	.278	70	91	.769	52	151	203	41	64	0	6	51	30	379	19.9
Bradley	14	14	442	87	188	.463	28	73	.384	23	25	.920	8	36	44	56	34	0	14	28	0	225	16.1
Gasol	53	53	1788	303	683	.444	76	221	.344	152	201	.756	56	399	455	248	147	2	60	119	63	834	15.7
Jackson	58	56	1515	298	589	.506	51	142	.359	151	197	.766	73	199	272	64	220	6	52	98	82	798	13.8
Wright	26	11	802	115	265	.434	20	78	.256	66	89	.742	29	112	141	138	50	0	42	40	15	316	12.2
Zeller	4	1	82	16	28	.571	0	0	---	14	18	.778	9	9	18	3	16	1	1	4	3	46	11.5
Dorsey	21	11	447	75	175	.429	34	93	.366	22	35	.629	18	52	70	39	33	0	7	17	1	206	9.8
Green	41	4	900	151	312	.484	38	96	.396	63	80	.788	72	180	252	36	123	5	33	64	26	403	9.8
Holiday	44	39	1282	149	383	.389	65	195	.333	54	60	.900	27	127	154	61	85	0	54	57	15	417	9.5
Temple	49	49	1530	166	387	.429	74	210	.352	57	76	.750	18	134	152	69	134	1	50	54	25	463	9.4
Miles	13	0	294	42	105	.400	24	66	.364	13	14	.929	1	26	27	14	17	0	8	9	5	121	9.3
Caboclo	34	19	800	96	225	.427	48	130	.369	42	50	.840	42	116	158	50	81	0	14	38	33	282	8.3
Anderson	43	40	1281	150	276	.543	9	34	.265	37	64	.578	48	203	251	128	112	0	54	58	37	346	8.0
Mack	53	3	1204	161	389	.414	46	128	.359	53	75	.707	18	84	102	182	81	0	45	62	4	421	7.9
D. Brooks	18	0	330	49	122	.402	15	40	.375	22	30	.733	9	22	31	16	50	0	10	19	4	135	7.5
Parsons	25	3	496	68	182	.374	29	94	.309	22	25	.880	4	66	70	43	45	0	19	32	5	187	7.5
Noah	42	1	693	110	213	.516	0	1	.000	78	109	.716	58	180	238	89	96	1	20	50	31	298	7.1
M. Brooks	29	0	387	76	169	.450	15	54	.278	23	33	.697	12	33	45	25	33	0	9	21	4	190	6.6
Casspi	36	0	520	86	161	.534	15	43	.349	39	58	.672	17	98	115	26	35	0	20	23	9	226	6.3
Rabb	49	13	721	116	212	.547	3	15	.200	49	69	.710	70	136	206	54	90	0	17	35	14	284	5.8
Selden	32	0	455	65	161	.404	20	63	.317	22	29	.759	16	28	44	36	48	0	10	23	6	172	5.4
Carter	39	3	577	56	185	.303	34	102	.333	26	32	.813	14	52	66	69	55	0	26	33	11	172	4.4
Hannahs	2	0	26	3	12	.250	0	5	.000	2	2	1.000	0	1	1	5	1	0	1	1	0	8	4.0
Watanabe	15	0	174	15	51	.294	2	16	.125	7	10	.700	4	27	31	8	11	0	4	6	1	39	2.6
Washburn	18	3	254	16	48	.333	5	24	.208	3	4	.750	8	33	41	14	16	0	13	7	2	40	2.2
Harrison	1	0	5	1	2	.500	0	1	.000	0	0	---	0	0	0	0	1	0	0	0	0	2	2.0
Stephens	1	0	7	1	2	.500	0	0	---	0	0	---	0	0	0	0	0	0	1	1	0	2	2.0
GRIZZLIES	**82**	**-**	**19880**	**3113**	**6924**	**.450**	**811**	**2368**	**.342**	**1453**	**1882**	**.772**	**723**	**2703**	**3426**	**1963**	**1801**	**17**	**684**	**1147**	**448**	**8490**	**103.5**
OPPONENTS	**82**	**-**	**19880**	**3083**	**6836**	**.451**	**951**	**2639**	**.360**	**1586**	**2023**	**.784**	**781**	**2883**	**3664**	**1920**	**1758**	**9**	**625**	**1249**	**402**	**8703**	**106.1**

QUICK FACTS

- The Grizzlies finished with a 33-49 record (.402), tied for 12th in the Western Conference and tied for third in the Southwest Division.
- **Jaren Jackson Jr.** was named to the NBA All-Rookie First Team and was selected to the MTN DEW ICE Rising Stars Challenge as part of 2019 NBA All-Star Weekend.
- **Mike Conley** earned his first career Western Conference Player of the Week award (March 4-10) and reclaimed his spot as the franchise's all-time leading scorer on March 27 vs. Golden State. At the end of the season, Conley received the NBA Sportsmanship Award for the third time in his career, tying the NBA record, and was named the 2018-19 Twyman-Stokes Teammate of the Year.
- **Jonas Valanciunas** averaged 19.9 points, 10.7 rebounds, 2.2 assists and 1.58 blocks in 19 appearances with the Grizzlies after coming to Memphis in a midseason trade with the Toronto Raptors.
- Memphis tied the franchise's own NBA single-season record with 28 different players appearing in a game (also 28 during 2015-16 season). The Grizzlies also established a new NBA record with 19 different leading scorers.

NBA STATISTICAL RANKINGS

Category	Memphis		Opponents	
Points per game	103.5	30th	106.1	3rd
Field Goal Pct.	.450	23rd	.451	7th
Free Throw Pct.	.772	15th	.784	29th
3-Pt. Field Goal Pct.	.342	25th	.360	21st
Offensive Rebounds Per Game	8.82	29th	9.52	5th
Defensive Rebounds Per Game	32.96	26th	35.16	17th
Rebounds Per Game	41.78	29th	44.68	12th

Category	Memphis		Opponents	
Assists Per Game	23.94	19th	23.41	6th
Steals Per Game	8.34	6th	7.62	18th
Turnovers Per Game	13.99	15th	15.23	6th
Blocks Per Game	5.46	T-4th	4.90	13th
Personal Fouls Per Game	21.96	24th	21.44	22nd
Disqualifications	15	27th	9	T-17th
Points Per Game Differential	-2.60	24th		

Date	Opponent		Mem	Opp	Hm	Rd	Tot	Atten	Grizzlies Top Scorer		Grizzlies Top Rebounder		Opponent Top Scorer	
Oct 17	@ Indiana	L	83	111	0-0	0-1	0-1	17,923	Gasol	13	Green	7	Bogdanovic	19
Oct 19	ATLANTA	W	131	117	1-0	0-1	1-1	17,019	Temple	30	Gasol/Jackson Jr.	7	Prince	28
Oct 22	@ Utah	W	92	84	1-0	1-1	2-1	18,306	Conley	23	Gasol	13	Crowder	15
Oct 24	@ Sacramento	L	92	97	1-0	1-2	2-2	14,198	Conley	27	Gasol	10	Hield	23
Oct 27	PHOENIX	W	117	96	2-0	1-2	3-2	15,926	Gasol	19	Gasol	8	Ayton	24
Oct 30	WASHINGTON	W	107	95	3-0	1-2	4-2	14,106	Temple	20	Anderson	11	Wall	22
Nov 2	@ Utah	W	110	100	3-0	2-2	5-2	18,306	Conley	28	Gasol	10	Rubio	22
Nov 4	@ Phoenix	L	100	102	3-0	2-3	5-3	13,074	Mack	21	Gasol	8	Booker	25
Nov 5	@ Golden State	L	101	117	3-0	2-4	5-4	19,596	D. Brooks	18	Gasol	10	Thompson	29
Nov 7	DENVER	W	89	87	4-0	2-4	6-4	15,832	Gasol/Jackson Jr.	20	Gasol	12	Harris	20
Nov 10	PHILADELPHIA	W (OT)	112	106	5-0	2-4	7-4	16,904	Conley	32	Anderson	13	Redick	20
Nov 12	UTAH	L	88	96	5-1	2-4	7-5	13,477	Conley	24	Anderson	13	Ingles	19
Nov 14	@ Milwaukee	W	116	113	5-1	3-4	8-5	16,817	Gasol	29	Anderson	8	Antetokounmpo	31
Nov 16	SACRAMENTO	W	112	104	6-1	3-4	9-5	13,811	Jackson Jr.	27	Gasol	15	Fox	23
Nov 18	@ Minnesota	W	100	87	6-1	4-4	10-5	13,179	Gasol	26	Gasol	13	Rose	18
Nov 19	DALLAS	W	98	88	7-1	4-4	11-5	15,997	Conley	28	Gasol	15	Smith Jr.	19
Nov 21	@ San Antonio	W	104	103	7-1	5-4	12-5	18,354	Conley	30	Gasol	10	DeRozan	24
Nov 23	@ LA Clippers	L (OT)	107	112	7-1	5-5	12-6	15,418	Gasol	27	Gasol	13	Harrell	22
Nov 25	NEW YORK	L	98	103	7-2	5-5	12-7	14,331	Gasol	27	Gasol	8	Hardaway Jr.	22
Nov 27	TORONTO	L	114	122	7-3	5-5	12-8	14,187	Gasol	27	Green	7	Lowry	24
Nov 30	@ Brooklyn	W (OT)	131	125	7-3	6-5	13-8	12,983	Conley	37	Gasol	15	Russell	26
Dec 2	@ Philadelphia	L	95	103	7-3	6-6	13-9	20,334	Conley	21	Casspi	8	Redick	24
Dec 5	LA CLIPPERS	W	96	86	8-3	6-6	14-9	14,144	Conley	22	Green	11	Marjanovic	19
Dec 7	@ New Orleans	W	107	103	8-3	7-6	15-9	18,447	Green	24	Anderson	11	Randle	26
Dec 8	LA LAKERS	L	88	111	8-4	7-6	15-10	17,794	Selden Jr.	17	Jackson Jr.	8	James/Kuzma	20
Dec 10	@ Denver	L	99	105	8-4	7-7	15-11	15,278	Conley	19	Green	10	Jokic	27
Dec 12	PORTLAND	W	92	83	9-4	7-7	16-11	13,576	Conley	23	Anderson	12	McCollum	40
Dec 14	MIAMI	L	97	100	9-5	7-7	16-12	16,313	Conley	22	Gasol	7	Olynyk/Richardson	18
Dec 15	HOUSTON	L	97	105	9-6	7-7	16-13	16,777	Conley	22	Gasol	9	Harden	32
Dec 17	@ Golden State	L	93	110	9-6	7-8	16-14	19,596	Casspi	20	Casspi/Gasol	6	Durant	23
Dec 19	@ Portland	L	92	99	9-6	7-9	16-15	19,412	Conley	23	Gasol	10	Lillard	24
Dec 21	@ Sacramento	L	99	102	9-6	7-10	16-16	16,369	Conley	23	Green	9	Hield	28
Dec 23	@ LA Lakers	W	107	99	9-6	8-10	17-16	18,997	Jackson Jr.	27	Gasol/Jackson Jr.	9	James	22
Dec 26	CLEVELAND	W	95	87	10-6	8-10	18-16	16,424	Gasol	20	Gasol	9	Clarkson	24
Dec 29	BOSTON	L	103	112	10-7	8-10	18-17	17,794	Conley	26	Green	9	Irving	26
Dec 31	@ Houston	L	101	113	10-7	8-11	18-18	18,055	Anderson	20	Gasol	12	Harden	43
Jan 2	DETROIT	L	94	101	10-8	8-11	18-19	14,109	Jackson Jr.	26	Jackson Jr.	10	Griffin	26
Jan 4	BROOKLYN	L	100	109	10-9	8-11	18-20	16,683	Conley	31	Anderson	11	Russell	23
Jan 5	@ San Antonio	L	88	108	10-9	8-12	18-21	18,354	Conley	21	Gasol	11	White	19
Jan 7	@ New Orleans	L	95	114	10-9	8-13	18-22	14,624	Conley	22	Noah	8	Davis	36
Jan 9	SAN ANTONIO	W	96	86	11-9	8-13	19-22	13,944	Gasol	26	Gasol	14	Belinelli/Forbes	14
Jan 12	@ Miami	L	108	112	11-9	8-14	19-23	19,600	Conley	22	Green	11	Winslow	26
Jan 14	@ Houston	L	94	112	11-9	8-15	19-24	18,055	Conley/Temple	14	Conley/Gasol/Noah	7	Harden	57
Jan 16	MILWAUKEE	L	101	111	11-10	8-15	19-25	14,921	Casspi	17	Green	10	Antetokounmpo	27
Jan 18	@ Boston	L	116	122	11-10	8-16	19-26	18,624	Conley	27	Gasol	11	Irving	38
Jan 19	@ Toronto	L	90	119	11-10	8-17	19-27	19,800	Jackson Jr.	16	Rabb	11	Green	24
Jan 21	NEW ORLEANS	L	85	105	11-11	8-17	19-28	17,794	Gasol	22	Gasol/Temple	8	Holiday/Mirotic	21
Jan 23	CHARLOTTE	L	107	118	11-12	8-17	19-29	12,863	Conley	31	Gasol	17	Walker	22
Jan 25	SACRAMENTO	L	96	99	11-13	8-17	19-30	14,486	Casspi	18	Gasol	10	Hield	26
Jan 26	INDIANA	W	106	103	12-13	8-17	20-30	15,980	Conley	22	Gasol	7	Bogdanovic	22
Jan 28	DENVER	L	92	95	12-14	8-17	20-31	12,917	Gasol	28	Gasol	9	Jokic	24
Jan 30	@ Minnesota	L (OT)	97	99	12-14	8-18	20-32	13,615	Conley	26	Rabb	10	Bayless	19
Feb 1	@ Charlotte	L	92	100	12-14	8-19	20-33	15,387	Mack	19	Noah	11	Walker	23
Feb 3	@ New York	W	96	84	12-14	9-19	21-33	17,025	Conley	25	Gasol	9	Knox	17
Feb 5	MINNESOTA	W	108	106	13-14	9-19	22-33	13,454	Conley	25	Rabb	11	Towns	26
Feb 7	@ Oklahoma City	L	95	117	13-14	9-20	22-34	18,203	Jackson Jr.	27	Rabb	9	George	27
Feb 9	NEW ORLEANS	W	99	90	14-14	9-20	23-34	16,841	Noah	19	Noah	14	Randle	21
Feb 12	SAN ANTONIO	L	107	108	14-15	9-20	23-35	13,788	Bradley	33	Valanciunas	10	Aldridge/Mills	22
Feb 13	@ Chicago	L	110	122	14-15	9-21	23-36	19,114	Bradley	15	Valanciunas	7	Porter Jr.	37
Feb 22	LA CLIPPERS	L	106	112	14-16	9-21	23-37	16,444	Conley	21	Noah	11	Harrell	30
Feb 23	@ Cleveland	L	107	112	14-16	9-22	23-38	19,432	Valanciunas	25	Valanciunas	11	Love	32
Feb 25	LA LAKERS	W	110	105	15-16	9-22	24-38	17,794	Conley	30	Valanciunas	13	Ingram	32
Feb 27	CHICAGO	L	107	109	15-17	9-22	24-39	13,711	Bradley	23	Noah	9	LaVine	30
Mar 2	@ Dallas	W	111	81	15-17	10-22	25-39	20,233	Valanciunas	20	Caboclo	11	Doncic	22
Mar 3	@ Oklahoma City	L	95	99	15-17	10-23	25-40	18,203	Bradley	27	Valanciunas	13	Westbrook	22
Mar 5	PORTLAND	W	120	111	16-17	10-23	26-40	13,801	Conley	40	Noah	10	McCollum	27
Mar 8	UTAH	W	114	110	17-17	10-23	27-40	15,407	Conley	28	Noah	8	Mitchell	38
Mar 10	ORLANDO	W	105	97	18-17	10-23	28-40	16,627	Conley	26	Valanciunas	8	Vucevic	26
Mar 13	@ Atlanta	L	111	132	18-17	10-24	28-41	15,169	Miles	33	Noah	8	Collins	27
Mar 16	@ Washington	L	128	135	18-17	10-25	28-42	19,750	Conley	28	Noah/Valanciunas	8	Beal	40
Mar 20	HOUSTON	W (OT)	126	125	19-17	10-25	29-42	16,691	Conley	35	Valanciunas	15	Harden	57
Mar 22	@ Orlando	L (OT)	119	123	19-17	10-26	29-43	18,025	Dorsey	29	Valanciunas	24	Ross	31
Mar 23	MINNESOTA	W	99	112	19-18	10-26	29-44	16,977	Conley	23	Valanciunas	14	Towns	33
Mar 25	OKLAHOMA CITY	W	115	103	20-18	10-26	30-44	15,144	Caboclo	24	Valanciunas	14	George	30
Mar 27	GOLDEN STATE	L	103	118	20-19	10-26	30-45	17,794	Valanciunas	27	Caboclo/Valanciunas	13	Curry/Durant	28
Mar 30	@ Phoenix	W	120	115	20-19	11-26	31-45	16,647	Valanciunas	34	Valanciunas	20	Booker	48
Mar 31	@ LA Clippers	L	96	113	20-19	11-27	31-46	16,740	Wright	20	Wright	8	Gallinari	25
Apr 3	@ Portland	L	89	116	20-19	11-28	31-47	19,608	Parsons	16	Rabb	10	Kanter	21
Apr 5	@ Dallas	W	122	112	20-19	12-28	32-47	20,111	Wright	26	Wright	10	Lee	21
Apr 7	DALLAS	L (OT)	127	129	20-20	12-28	32-48	16,744	Holiday	30	Caboclo	17	Burke	24
Apr 9	@ Detroit	L	93	100	20-20	12-29	32-49	19,802	Caboclo/Wright	15	Rabb	10	Smith	22
Apr 10	GOLDEN STATE	W	132	117	21-20	12-29	33-49	17,794	Carter	32	Wright	11	Durant	21

2017-18 MEMPHIS GRIZZLIES (22-60)

Back Row, standing (L-R): J.J. Outlaw, Keith Smart, Bob Bender, JaMychal Green, Chandler Parsons, Deyonta Davis, Marc Gasol, Ivan Rabb, Brice Johnson, Jarell Martin, Greg Buckner, Nick Van Exel, Adam Mazarei, Joe Boylan **Front Row, sitting (L-R):** Xavier Rathan-Mayes, Ben McLemore, Andrew Harrison, Mike Conley, J.B. Bickerstaff, Tyreke Evans, Dillon Brooks, Wayne Selden, Mario Chalmers

				--Field Goals--			--3-Point FG--			-Free Throws-			--Rebounds--									
Player	**G**	**GS**	**Min**	**FG**	**FGA**	**Pct**	**FG**	**FGA**	**Pct**	**FT**	**FTA**	**Pct**	**Off**	**Def**	**Tot**	**Ast**	**PF**	**Dq**	**Stl**	**TO**	**Blk**	**Pts**	**Avg**
Conley	69	68	2292	464	1010	.459	171	420	.407	316	368	.859	31	211	242	433	126	0	92	156	19	1415	20.5
M.Brooks	7	1	193	51	102	.500	19	32	.594	20	23	870	8	13	21	25	6	0	11	16	3	141	20.1
Evans	52	32	1607	366	809	.452	114	286	.399	164	209	785	44	221	265	269	96	0	57	117	17	1010	19.4
Gasol	73	73	2408	434	1033	.420	109	320	.341	281	337	834	78	514	592	305	185	1	54	194	101	1258	17.2
Conley	12	12	373	64	168	.381	24	77	.312	53	66	803	0	27	27	49	24	0	12	18	3	205	17.1
D.Brooks	82	74	2350	340	772	.440	94	264	.356	124	166	747	49	208	257	135	233	3	73	124	17	898	11.0
Green	55	54	1542	223	488	.457	43	127	.339	80	111	721	147	317	464	79	153	1	32	76	25	569	10.3
Harrison	56	46	1326	181	429	.422	47	142	.331	124	159	780	23	108	131	177	138	3	38	81	26	533	9.5
Selden	35	9	691	116	269	.431	49	122	.402	44	59	746	16	40	56	66	59	0	18	54	5	325	9.3
Parsons	36	8	691	108	234	.462	51	121	.421	17	27	630	14	76	90	69	53	0	18	35	11	284	7.9
Martin	73	36	1661	221	496	.446	34	98	.347	89	116	767	97	221	318	73	211	2	39	86	49	565	7.7
Chalmers	66	10	1421	168	443	.379	53	191	.277	118	138	855	13	144	157	197	179	2	79	117	14	507	7.7
McLemore	56	17	1091	157	373	.421	55	159	.346	53	64	828	34	105	139	51	139	1	38	61	15	422	7.5
Ennis	45	14	1053	108	222	.486	30	84	.357	64	73	877	53	104	157	49	81	1	32	38	12	310	6.9
Simmons	32	12	643	80	189	.423	11	39	.282	25	25	1.000	14	36	50	68	61	1	18	44	5	196	6.1
Davis	62	6	943	161	265	.608	0	0	---	38	57	667	75	175	250	40	125	0	15	32	39	360	5.8
Rathan-Mayes	5	0	118	12	42	.286	1	14	.071	4	9	444	0	5	5	18	18	0	6	11	3	29	5.8
Rabb	36	5	516	86	152	.566	0	0	---	29	36	806	53	105	158	32	55	0	12	35	13	201	5.6
O.Johnson	4	0	75	9	21	.429	4	12	.333	0	0	---	4	7	11	7	6	0	2	3	0	22	5.5
Henry	20	0	378	41	109	.376	19	58	.328	6	10	600	10	28	38	22	28	0	31	19	6	107	5.4
Wright	27	1	366	57	99	.576	0	0	---	21	33	636	32	61	93	13	29	0	13	8	25	135	5.0
Teague	3	0	74	4	16	.250	1	4	.250	2	5	400	1	5	6	13	5	0	4	3	0	11	3.7
Weber (TOT)	18	0	237	19	43	.442	4	11	.364	8	10	800	8	27	35	22	28	0	18	15	5	50	2.8
Weber (MEM)	5	0	119	10	21	.476	0	2	.000	4	6	667	5	12	17	9	10	0	8	8	2	24	4.8
B.Johnson (TOT)	18	0	98	20	42	.476	0	1	.000	3	5	600	9	22	31	2	13	0	9	5	6	43	2.4
B.Johnson (MEM)	9	0	60	13	31	.419	0	0	---	1	3	333	7	11	18	1	6	0	3	1	4	27	3.0
Hunter	4	0	7	3	5	600	0	0	---	0	0	---	2	1	3	0	0	0	0	1	1	6	1.5
GRIZZLIES	**82**	**-**	**19705**	**3013**	**6788**	**.444**	**758**	**2152**	**.352**	**1361**	**1732**	**.786**	**779**	**2544**	**3323**	**1767**	**1900**	**15**	**613**	**1227**	**396**	**8145**	**99.3**
OPPONENTS	**82**	**-**	**19705**	**3046**	**6587**	**.462**	**874**	**2377**	**.368**	**1688**	**2196**	**.769**	**782**	**2703**	**3485**	**1816**	**1674**	**4**	**662**	**1211**	**421**	**8654**	**105.5**

QUICK FACTS

- The Grizzlies' franchise-record streak of seven straight playoff appearances, which was tied for the third-longest active streak in the NBA entering the season, came to an end.
- **J.B. Bickerstaff** was named interim head coach on Nov. 27, replacing **David Fizdale**. Bickerstaff served in this role for the final 63 games of the season before he was named head coach on April 30, 2018.
- **Marc Gasol** was one of two NBA players (Giannis Antetokounmpo) to lead his team in points, rebounds, assists and blocks. Gasol also became the franchise's all-time leader for field goals made (Nov. 29), points scored (Dec. 30) and minutes played (Jan. 29).
- **Dillon Brooks** was the only NBA rookie to play in all 82 regular season games and was the only second round draft pick to participate in the 2018 Rising Stars Challenge as part of NBA All-Star Weekend.
- **Mike Conley** missed a total of 70 games, including the final 69 contests, with a left heel injury.
- The team set a single-season franchise record for free throw percentage (.786).

NBA STATISTICAL RANKINGS

Category	Memphis		Opponents	
Points per game	99.3	29th	105.5	13th
Field Goal Pct.	.444	27th	.462	17th
Free Throw Pct.	.786	6th	.769	18th
3-Pt. Field Goal Pct.	.352	25th	.368	21st
Offensive Rebounds Per Game	9.50	18th	9.54	12th
Defensive Rebounds Per Game	31.02	30th	32.96	12th
Rebounds Per Game	40.52	29th	42.50	8th

Category	Memphis		Opponents	
Assists Per Game	21.55	26th	22.15	9th
Steals Per Game	7.48	22nd	8.07	21st
Turnovers Per Game	14.96	23rd	14.76	9th
Blocks Per Game	4.83	14th	5.13	23rd
Personal Fouls Per Game	23.17	30th	20.41	21st
Disqualifications	15	29th	4	T-25th
Points Per Game Differential	-6.21	27th		

Date	Opponent		Mem	Opp	Hm	Rd	Tot	Atten	Grizzlies Top Scorer		Grizzlies Top Rebounder		Opponent Top Scorer	
Oct 18	NEW ORLEANS	W	103	91	1-0	0-0	1-0	17,794	Conley	27	Gasol	11	Davis	33
Oct 21	GOLDEN STATE	W	111	101	2-0	0-0	2-0	17,794	Gasol	24	Gasol	14	Curry	37
Oct 23	@ Houston	W	98	90	2-0	1-0	3-0	17,129	Gasol	26	Ennis III	11	Gordon	27
Oct 25	@ Dallas	L	94	103	2-0	1-1	3-1	19,674	Gasol	26	Gasol	11	Smith Jr.	19
Oct 26	DALLAS	W	96	91	3-0	1-1	4-1	15,839	Gasol	25	Gasol	13	Gasol	25
Oct 28	HOUSTON	W	103	89	4-0	1-1	5-1	17,033	Parsons	24	Ennis III/Evans	7	Anderson	22
Oct 30	CHARLOTTE	L	99	104	4-1	1-1	5-2	15,771	Evans	19	Evans	10	Walker	27
Nov 1	ORLANDO	L	99	101	4-2	1-1	5-3	15,434	Evans	32	Gasol	9	Fournier	22
Nov 4	@ LA Clippers	W	113	104	4-2	2-1	6-3	14,777	Conley	22	Wright	9	Griffin	30
Nov 5	@ LA Lakers	L	102	107	4-2	2-2	6-4	18,997	Evans	26	Gasol	10	Lopez	21
Nov 7	@ Portland	W	98	97	4-2	3-2	7-4	18,692	Evans	21	Brooks/Martin	7	McCollum	36
Nov 11	@ Houston	L	96	111	4-2	3-3	7-5	18,055	Evans	22	Gasol	9	Harden	38
Nov 13	@ Milwaukee	L	103	110	4-2	3-4	7-6	13,244	Evans	27	Gasol	10	Antetokounmpo	27
Nov 15	INDIANA	L	113	116	4-3	3-4	7-7	16,033	Gasol	35	Gasol	13	Collison	30
Nov 18	HOUSTON	L	83	105	4-4	3-4	7-8	17,266	Parsons	17	Gasol	9	Harden	29
Nov 20	PORTLAND	L	92	100	4-5	3-4	7-9	15,785	Chalmers	21	Gasol	12	McCollum	24
Nov 22	DALLAS	L	94	95	4-6	3-4	7-10	16,101	Evans	18	Gasol	10	Barnes	22
Nov 24	@ Denver	L	92	104	4-6	3-5	7-11	16,736	Green	21	Gasol	6	Jokic	28
Nov 26	BROOKLYN	L	88	98	4-7	3-5	7-12	14,889	Evans/Gasol	18	Green	7	Carroll	24
Nov 29	@ San Antonio	L	95	104	4-7	3-6	7-13	18,013	Evans	22	Green	8	Aldridge	41
Dec 1	SAN ANTONIO	L	79	95	4-8	3-6	7-14	16,413	Gasol	16	Gasol	13	Aldridge	22
Dec 2	@ Cleveland	L	111	116	4-8	3-7	7-15	20,562	Evans	31	Evans/Green	7	James	34
Dec 4	MINNESOTA	W	95	92	5-8	3-7	8-15	14,012	Gasol	21	Green	9	Butler	30
Dec 6	@ New York	L	88	99	5-8	3-8	8-16	19,812	Gasol	17	Gasol	8	Lee	24
Dec 8	TORONTO	L	107	116	5-9	3-8	8-17	15,417	Evans	27	Gasol	7	DeRozan	26
Dec 9	OKLAHOMA CITY	L	101	102 (ot)	5-10	3-8	8-18	17,794	Evans	29	Evans	13	Adams/Anthony	21
Dec 11	MIAMI	L	82	107	5-11	3-8	8-19	14,857	Gasol	19	Davis	7	Dragic	19
Dec 13	@ Washington	L	87	93	5-11	3-9	8-20	15,297	Harrison	20	Green	15	Beal	18
Dec 15	ATLANTA	W	96	94	6-11	3-9	9-20	15,803	Evans	22	Green	12	Bazemore	19
Dec 16	BOSTON	L	93	102	6-12	3-9	9-21	17,794	Gasol	30	Gasol	10	Irving	20
Dec 20	@ Golden State	L	84	97	6-12	3-10	9-22	19,596	Gasol	21	Gasol	9	Thompson	29
Dec 21	@ Phoenix	L	95	97	6-12	3-11	9-23	16,339	Evans	23	Gasol	11	Warren	27
Dec 23	LA CLIPPERS	W	115	112	7-12	3-11	10-23	16,844	Evans	30	Gasol	15	Rivers	38
Dec 26	@ Phoenix	L	97	99	7-12	3-12	10-24	17,105	Evans	22	Gasol/Martin	6	Booker	32
Dec 27	@ LA Lakers	W	109	99	7-12	4-12	11-24	18,997	Evans	32	Gasol	9	Ingram	23
Dec 30	@ Golden State	L	128	141	7-12	4-13	11-25	19,596	Gasol	27	Green	8	Curry	38
Dec 31	@ Sacramento	W	114	96	7-12	5-13	12-25	17,583	Evans	26	Davis	9	Cauley-Stein	21
Jan 2	@ LA Clippers	L	105	113	7-12	5-14	12-26	15,711	Evans	18	Gasol/Green/Martin	6	L. Williams	33
Jan 5	WASHINGTON	L	100	102	7-13	5-14	12-27	16,988	Evans	26	Gasol	11	Beal	34
Jan 10	NEW ORLEANS	W	105	102	8-13	5-14	13-27	14,312	Evans	28	Green	14	Cousins	29
Jan 12	@ Denver	L	78	87	8-13	5-15	13-28	15,607	Gasol	22	Gasol	11	Barton	17
Jan 15	LA LAKERS	W	123	114	9-13	5-15	14-28	17,794	D. Brooks	19	Evans/Green	9	Caldwell-Pope	27
Jan 17	NEW YORK	W	105	99	10-13	5-15	15-28	12,885	Evans	23	Green	13	Porzingis	21
Jan 19	SACRAMENTO	W	106	88	11-13	5-15	16-28	16,831	D. Brooks	22	Green	10	Fox	16
Jan 20	@ New Orleans	L	104	111	11-13	5-16	16-29	18,212	Selden	31	Green	16	Holiday	27
Jan 22	PHILADELPHIA	W	105	101	12-13	5-16	17-29	14,288	Gasol	19	Martin	8	Saric	22
Jan 24	SAN ANTONIO	L	85	108	12-14	5-16	17-30	15,812	Gasol	18	D. Brooks/Gasol	7	Mills	15
Jan 26	LA CLIPPERS	L	100	109	12-15	5-16	17-31	16,369	Chalmers/Martin	17	Gasol	12	L. Williams	40
Jan 29	PHOENIX	W	120	109	13-15	5-16	18-31	13,202	Evans	27	Gasol	10	Warren	24
Jan 31	@ Indiana	L	101	105	13-15	5-17	18-32	15,093	Selden	24	Gasol	9	Bogdanovic	21
Feb 1	@ Detroit	L	102	104	13-15	5-18	18-33	17,481	Gasol	19	Gasol	14	Griffin	24
Feb 4	@ Toronto	L	86	101	13-15	5-19	18-34	19,800	Gasol	20	Selden	7	Wright	15
Feb 6	@ Atlanta	L	82	108	13-15	5-20	18-35	11,866	Chalmers	13	Rabb	11	Schroder	22
Feb 7	UTAH	L	88	92	13-16	5-20	18-36	13,187	Harrison	23	Green	7	Rubio	29
Feb 11	@ Oklahoma City	L	92	110	13-16	5-21	18-37	18,203	Gasol	18	Green	12	George	33
Feb 14	OKLAHOMA CITY	L	114	121	13-17	5-21	18-38	16,012	Harrison	28	Evans	9	George	28
Feb 23	CLEVELAND	L	89	112	13-18	5-21	18-39	18,119	Evans/Green	15	Green	10	Hill/James	18
Feb 24	@ Miami	L	89	115	13-18	5-22	18-40	19,600	Harrison	17	Green	11	T. Johnson	23
Feb 26	@ Boston	L	98	109	13-18	5-23	18-41	18,624	Green	21	Green	11	Irving	25
Feb 28	PHOENIX	L	102	110	13-19	5-23	18-42	13,484	Gasol	22	Gasol	13	Booker	34
Mar 2	DENVER	L	102	108	13-20	5-23	18-43	16,421	Gasol	22	Gasol	9	G. Harris	26
Mar 3	@ Orlando	L	100	107	13-20	5-24	18-44	17,875	McLemore	20	Green	13	Fournier/Vucevic	19
Mar 5	@ San Antonio	L	98	100	13-20	5-25	18-45	18,418	Gasol	23	Green	15	Parker	23
Mar 7	@ Chicago	L	110	119	13-20	5-26	18-46	20,210	D. Brooks	29	Green	8	Markkanen	22
Mar 9	UTAH	L	78	95	13-21	5-26	18-47	15,622	D. Brooks	18	Gasol	11	Crowder	22
Mar 10	@ Dallas	L	80	114	13-21	5-27	18-48	19,579	D. Brooks	17	Green	10	Barnes	25
Mar 12	MILWAUKEE	L	103	121	13-22	5-27	18-49	14,112	Gasol	17	Davis/Gasol/Green	7	Middleton	24
Mar 15	CHICAGO	L	110	111	13-23	5-27	18-50	16,511	Evans	25	Gasol/Green	10	LaVine	20
Mar 17	DENVER	W	101	94	14-23	5-27	19-50	16,501	D. Brooks	24	Martin	13	Jokic	17
Mar 19	@ Brooklyn	L	115	118	14-23	5-28	19-51	12,856	Harrison	19	Green	16	Crabbe/LeVert	22
Mar 21	@ Philadelphia	L	105	119	14-23	5-29	19-52	10,411	Selden	18	Davis	11	Belinelli/Covington/Redick/Saric	15
Mar 22	@ Charlotte	L	79	140	14-23	5-30	19-53	15,033	Selden	18	Martin	8	Walker	46
Mar 24	LA LAKERS	L	93	100	14-24	5-30	19-54	18,119	Harrison	20	Green	16	Kuzma	25
Mar 26	@ Minnesota	W	101	93	14-24	6-30	20-54	16,290	Selden	23	Green	11	Teague	25
Mar 28	PORTLAND	W	108	103	15-24	6-30	21-54	16,050	M. Brooks	21	Martin	14	McCollum	42
Mar 30	@ Utah	L	97	107	15-24	6-31	21-55	18,306	Gasol	28	Green	6	Mitchell	22
Apr 1	@ Portland	L	98	113	15-24	6-32	21-56	19,545	D. Brooks	28	Rabb	13	Lillard	27
Apr 4	@ New Orleans	L	95	123	15-24	6-33	21-57	16,521	M. Brooks	25	Rabb	7	Moore	30
Apr 6	SACRAMENTO	L	93	94	15-25	6-33	21-58	16,527	M. Brooks	23	Rabb	11	Cauley-Stein	18
Apr 8	DETROIT	W	130	117	16-25	6-33	22-58	16,044	M. Brooks	25	Gasol	9	Tolliver	19
Apr 9	@ Minnesota	L	94	113	16-25	6-34	22-59	17,641	McLemore	18	Rabb	8	Teague/Towns	24
Apr 11	@ Oklahoma City	L	123	137	16-25	6-35	22-60	18,203	D. Brooks	36	Rabb	13	George	40

2016-17 MEMPHIS GRIZZLIES (43-39)

Back Row, standing (L-R): Keith Smart, Bob Bender, James Ennis III, Zach Randolph, Brandan Wright, Marc Gasol, Deyonta Davis, JaMychal Green, Jarell Martin, J.B. Bickerstaff, Nick Van Exel, Adam Mazarei **Front Row, sitting (L-R):** Andrew Harrison, Troy Daniels, Mike Conley, David Fizdale, Wade Baldwin, Tony Allen, Wayne Selden **Not Pictured:** Vince Carter, Chandler Parsons

				--Field Goals--			--3-Point FG--			-Free Throws-			--Rebounds--									
Player	**G**	**GS**	**Min**	**FG**	**FGA**	**Pct**	**FG**	**FGA**	**Pct**	**FT**	**FTA**	**Pct**	**Off**	**Def**	**Tot**	**Ast**	**PF**	**Dq**	**Stl**	**TO**	**Blk**	**Pts**	**Avg**
Conley	69	68	2292	464	1010	.459	171	420	.407	316	368	.859	31	211	242	433	126	0	92	156	19	1415	20.5
Gasol	74	74	2531	532	1160	.459	104	268	.388	278	332	.837	60	403	463	338	171	1	67	166	99	1446	19.5
Randolph	73	5	1786	433	964	.449	21	94	.223	141	193	.731	182	416	598	122	136	1	38	99	10	1028	14.1
Allen	71	66	1914	274	595	.461	15	54	.278	80	130	.615	166	225	391	98	178	2	115	100	29	643	9.1
Green	77	75	2101	250	499	.501	55	144	.382	134	167	.802	167	377	544	84	248	4	47	94	34	689	8.9
Daniels	67	3	1183	185	495	.374	138	355	.389	43	54	.796	22	78	100	46	90	1	20	45	4	551	8.2
Carter	73	15	1800	193	490	.394	112	296	.378	88	115	.765	36	191	227	133	163	1	60	50	36	586	8.0
Wright	28	5	447	83	135	.615	0	1	.000	23	35	.657	31	47	78	15	42	0	11	10	20	189	6.8
Ennis	64	28	1501	146	321	.455	51	137	.372	86	110	.782	69	190	259	64	165	2	46	59	19	429	6.7
Parsons	34	34	675	75	222	.338	25	93	.269	35	43	.814	6	78	84	55	52	0	20	24	5	210	6.2
Harrison	72	18	1474	117	360	.325	43	156	.276	148	194	.763	23	113	136	198	194	2	53	85	21	425	5.9
Williams	24	13	418	51	123	.415	10	41	.244	15	25	.600	6	39	45	19	42	0	24	26	9	127	5.3
Selden	11	2	189	20	50	.400	3	21	.143	12	18	.667	1	10	11	12	12	0	4	9	1	55	5.0
Douglas	24	0	394	43	117	.368	7	42	.167	24	29	.828	13	48	61	56	50	0	18	21	5	117	4.9
Martin	42	3	558	58	151	.384	9	25	.360	40	50	.800	42	120	162	8	91	1	17	28	9	165	3.9
Baldwin	33	1	405	36	115	.313	3	22	.136	31	37	.838	11	35	46	61	40	0	18	39	7	106	3.2
Davis	36	0	238	24	47	.511	0	0	---	10	18	.556	20	40	60	2	40	0	3	8	17	58	1.6
GRIZZLIES	**82**	**-**	**19905**	**2984**	**6854**	**.435**	**767**	**2169**	**.354**	**1504**	**1918**	**.784**	**886**	**2621**	**3507**	**1744**	**1840**	**15**	**653**	**1059**	**344**	**8239**	**100.5**
OPPONENTS	**82**	**-**	**19905**	**2864**	**6465**	**.443**	**813**	**2299**	**.354**	**1658**	**2202**	**.753**	**761**	**2692**	**3453**	**1645**	**1708**	**10**	**574**	**1171**	**410**	**8199**	**100.0**

QUICK FACTS

- Under first year head coach **David Fizdale**, the Grizzlies recorded their seventh straight winning season and playoff berth, marking the third longest active streaks in the NBA.
- For the second straight season, the Grizzlies faced the San Antonio Spurs in the first round, this time taking the Spurs to six games.
- Memphis shattered the single-season franchise record for three-pointers made (767) (prev. 620 in 2007-08).
- **Mike Conley** averaged career highs in points per game (20.5), rebounds per game (3.5), field goal percentage (.459), three-pointers made per game (2.5), three-point percentage (.407), true shooting percentage (.604), usage rate (26.4) and PER (23.0). Conley Passed Pau Gasol (8,966) to become the team's all-time leader for points scored on Dec. 16 vs. Sacramento.
- **Marc Gasol** earned his third All-Star appearance after averaging a career-high 19.5 points per game. Gasol also made 104 three-pointers on 38.8 percent shooting after making just 12 three-pointers on 18.2 percent shooting over his previous eight seasons.
- **Zach Randolph** led all NBA reserves in double-doubles (19) and rebounds per game (8.2) off the bench. He also tied for the reserve lead in field goals per game (5.9), ranked second in offensive rebounds (2.5) and seventh in scoring (14.0).
- **Vince Carter** turned 40 years old on Jan. 26 and became the sixth player in NBA history to score 20-or-more points after turning 40. Carter accomplished many other milestones, including climbing to 22nd all-time in points scored (24,555) and becoming the fifth player in NBA history to make 2,000 career three-point field goals.

NBA STATISTICAL RANKINGS

Category	Memphis		Opponents	
Points per game	100.5	29th	100.0	3rd
Field Goal Pct.	.435	30th	.443	3rd
Free Throw Pct.	.784	13th	.753	2nd
3-Pt. Field Goal Pct.	.354	17th	.354	11th
Offensive Rebounds Per Game	10.80	10th	9.28	6th
Defensive Rebounds Per Game	31.96	27th	32.83	11th
Rebounds Per Game	42.77	24th	42.11	7th

Category	Memphis		Opponents	
Assists Per Game	21.27	21st	20.06	3rd
Steals Per Game	7.96	13th	7.00	6th
Turnovers Per Game	12.91	6th	14.28	13th
Blocks Per Game	4.20	22nd	5.00	18th
Personal Fouls Per Game	22.44	29th	20.83	4th
Disqualifications	15	T-28th	10	T-6th
Points Per Game Differential	+0.50	13th		

Date	Opponent		Mem	Opp	Hm	Rd	Tot	Atten	Grizzlies Top Scorer		Grizzlies Top Rebounder		Opponent Top Scorer	
Oct 26	MINNESOTA	W	102	98	1-0	0-0	1-0	18,119	Conley	24	Randolph	11	Wiggins	25
Oct 29	at New York	L	104	111	1-0	0-1	1-1	19,812	Gasol	20	Randolph	9	Porzingis	21
Oct 30	WASHINGTON	W	112	103(OT)	2-0	0-1	2-1	15,543	Conley	24	Ennis III	12	Wall	22
Nov 1	at Minnesota	L	80	116	2-0	0-2	2-2	14,774	Davis	17	Davis	6	LaVine	31
Nov 2	NEW ORLEANS	W	89	83(OT)	3-0	0-2	3-2	15,881	Green	21	Gasol/Randolph	11	Stephenson	21
Nov 4	LA CLIPPERS	L	88	99	3-1	0-2	3-3	17,115	Conley	30	Ennis III	11	Paul	27
Nov 6	PORTLAND	L	94	100	3-2	0-2	3-4	16,233	Gasol	21	Allen/Randolph	7	McCollum	37
Nov 8	DENVER	W	108	107	4-2	0-2	4-4	15,109	Carter	20	Randolph	8	Mudiay	23
Nov 12	at Milwaukee	L	96	106	4-2	0-3	4-5	14,327	Gasol	18	Randolph	7	Antetokounmpo	27
Nov 14	at Utah	W	102	96	4-2	1-3	5-5	18,176	Gasol	22	Randolph	10	Ingles	20
Nov 16	at LA Clippers	W	111	107	4-2	2-3	6-5	19,060	Conley	30	Green	10	Redick	29
Nov 18	at Dallas	W	80	64	4-2	3-3	7-5	19,715	Parsons	12	Green	12	Barnes	15
Nov 19	MINNESOTA	W	93	71	5-2	3-3	8-5	17,112	Green	19	Green	8	LaVine	22
Nov 21	at Charlotte	W	105	90	5-2	4-3	9-5	14,181	Conley	31	Gasol/Green/Randolph	8	Kaminsky	23
Nov 23	at Philadelphia	W	104	99(2OT)	5-2	5-3	10-5	15,880	Gasol	27	Green	11	Ilyasova	22
Nov 25	MIAMI	L	81	90	5-3	5-3	10-6	17,222	Conley	16	Martin	12	T. Johnson	22
Nov 26	at Miami	W	110	107	5-3	6-3	11-6	19,600	Gasol	28	Allen	8	Waiters	28
Nov 28	CHARLOTTE	L	85	104	5-4	6-3	11-7	13,143	Gasol	19	Martin	12	Lamb/Walker	21
Nov 30	at Toronto	L	105	120	5-4	6-4	11-8	19,800	Harrison	21	Gasol	8	Lowry	29
Dec 1	ORLANDO	W	95	94	6-4	6-4	12-8	13,344	Gasol	25	Martin	10	Fournier	28
Dec 3	LA LAKERS	W	103	100	7-4	6-4	13-8	17,017	Daniels	31	Green	13	Williams	40
Dec 5	at New Orleans	W	110	108(2OT)	7-4	7-4	14-8	13,795	Daniels	29	Green	15	Davis	28
Dec 6	PHILADELPHIA	W	96	91	8-4	7-4	15-8	13,521	Gasol	26	Randolph	14	Ilyasova	23
Dec 8	PORTLAND	W	88	86	9-4	7-4	16-8	14,317	Gasol	36	Green	18	McCollum	24
Dec 10	GOLDEN STATE	W	110	89	10-4	7-4	17-8	18,119	Allen/Gasol	19	Green	10	Durant	21
Dec 13	at Cleveland	L	86	103	10-4	7-5	17-9	20,562	Randolph	18	Martin	10	Love	29
Dec 14	CLEVELAND	W	93	85	11-4	7-5	18-9	17,449	Daniels	20	Gasol	11	Jones	15
Dec 16	SACRAMENTO	L	92	96	11-5	7-5	18-10	15,987	Gasol	20	Allen/Randolph	9	Cousins	22
Dec 18	UTAH	L	73	82	11-6	7-5	18-11	18,562	Conley	14	Green	10	Hayward	22
Dec 20	BOSTON	L	109	112(OT)	11-7	7-5	18-12	16,519	Daniels/Gasol	24	Green	12	Thomas	44
Dec 21	at Detroit	W	98	86	11-7	8-5	19-12	16,033	Gasol	38	Green	9	Jackson/Leuer	18
Dec 23	HOUSTON	W	115	109	12-7	8-5	20-12	17,454	Conley	24	Gaso/Green/Randolph	5	Anderson	31
Dec 26	at Orlando	L	102	112	12-7	8-6	20-13	17,104	Conley	17	Martin	8	Gordon	30
Dec 27	at Boston	L	103	113	12-7	8-7	20-14	18,624	Gasol	26	Randolph	10	Bradley	23
Dec 29	OKLAHOMA CITY	W	114	80	13-7	8-7	21-14	18,119	Gasol	25	Allen	9	Westbrook	21
Dec 31	at Sacramento	W	112	98	13-7	9-7	22-14	17,608	Conley	22	Conley	8	Cousins	26
Jan 3	at LA Lakers	L	102	118	13-7	9-8	22-15	18,997	Gasol	22	Randolph	9	Young	20
Jan 4	at LA Clippers	L	106	115	13-7	9-9	22-16	19,060	Gasol	23	Conley/Randolph	7	Rivers	28
Jan 6	at Golden State	W	128	119(OT)	13-7	10-9	23-16	19,596	Conley/Randolph	27	Allen	12	Curry	40
Jan 8	UTAH	W	88	79	14-7	10-9	24-16	16,112	Conley	19	Randolph	11	Hayward	22
Jan 11	at Oklahoma City	L	95	103	14-7	10-10	24-17	18,203	Conley	22	Green	10	Westbrook	24
Jan 13	at Houston	W	110	105	14-7	11-10	25-17	18,055	Allen	22	Randolph	12	Harden	27
Jan 15	CHICAGO	L	104	108	14-8	11-10	25-18	18,119	Conley	28	Randolph	16	McDermott	31
Jan 18	at Washington	L	101	104	14-8	11-11	25-19	15,079	Gasol	28	Green	13	Porter Jr./Wall	25
Jan 20	SACRAMENTO	W	107	91	15-8	11-11	26-19	16,991	Gasol	28	Allen/Randolph	10	Cousins	19
Jan 21	HOUSTON	L	95	119	15-9	11-11	26-20	18,119	Gasol	32	Green	9	Dekker	30
Jan 25	TORONTO	W	101	99	16-9	11-11	27-20	15,904	Gasol	42	Allen	11	Lowry	29
Jan 27	at Portland	L	109	112	16-9	11-12	27-21	19,558	Gasol	32	Randolph	13	Lillard	33
Jan 28	at Utah	W	102	95	16-9	12-12	28-21	19,911	Randolph	28	Randolph	9	Hood	20
Jan 30	at Phoenix	W	115	96	16-9	13-12	29-21	16,332	Conley	38	Green	8	Booker	33
Feb 1	at Denver	W	119	99	16-9	14-12	30-21	12,020	Gasol	24	Green	8	Arthur/Gallinari/Mudiay	14
Feb 3	at Oklahoma City	L	102	114	16-9	14-13	30-22	18,203	Gasol	31	Randolph	10	Westbrook	38
Feb 4	at Minnesota	W	107	99	16-9	15-13	31-22	15,061	Green	29	Randolph	10	Towns	27
Feb 6	SAN ANTONIO	W	89	74	17-9	15-13	32-22	16,708	Gasol/Randolph	15	Gasol	8	Lee	14
Feb 8	PHOENIX	W	110	91	18-9	15-13	33-22	16,044	Conley	23	Green	10	Booker	20
Feb 10	GOLDEN STATE	L	107	122	18-10	15-13	33-23	18,119	Conley	20	Randolph	13	Thompson	36
Feb 13	at Brooklyn	W	112	103	18-10	16-13	34-23	13,597	Conley	32	Gasol	9	Dinwiddie/Lopez	17
Feb 15	NEW ORLEANS	L	91	95	18-11	16-13	34-24	16,145	Conley	17	Gasol	12	Hill	23
Feb 24	at Indiana	L	92	102	18-11	16-14	34-25	17,923	Daniels	13	Randolph	8	Miles	17
Feb 26	at Denver	W	105	98	18-11	17-14	35-25	18,024	Conley	31	Randolph	11	Gallinari	24
Feb 28	PHOENIX	W	130	112	19-11	17-14	36-25	15,871	Conley	29	Randolph	8	Bledsoe	20
Mar 3	at Dallas	L	100	104	19-11	17-15	36-26	19,480	Conley	30	Randolph	10	Curry	24
Mar 4	at Houston	L	108	123	19-11	17-16	36-27	18,055	Conley	23	Green	10	Harden	33
Mar 6	BROOKLYN	L	109	122	19-12	17-16	36-28	15,505	Conley	32	Green	9	Kilpatrick	23
Mar 9	LA CLIPPERS	L	98	114	19-13	17-16	36-29	16,642	Gasol	20	Randolph	11	Rivers	20
Mar 11	ATLANTA	L	90	107	19-14	17-16	36-30	17,523	Green	20	Green	11	Prince	17
Mar 13	MILWAUKEE	W	113	93	20-14	17-16	37-30	16,770	Carter	24	Gasol/Randolph	7	Antetokounmpo	18
Mar 15	at Chicago	W	98	91	20-14	18-16	38-30	21,583	Conley/Gasol	27	Conley/Randolph	9	Rondo	17
Mar 16	at Atlanta	W	103	91	20-14	19-16	39-30	17,063	Conley	22	Green	12	Hardaway Jr.	18
Mar 18	SAN ANTONIO	W	104	96	21-14	19-16	40-30	18,119	Conley	19	Allen/Conley/Randolph	7	Leonard	22
Mar 21	at New Orleans	L	82	95	21-14	19-17	40-31	15,973	Conley	16	Randolph	10	Cousins	41
Mar 23	at San Antonio	L	90	97	21-14	19-18	40-32	18,418	Conley	22	Gasol	10	Aldridge	23
Mar 26	at Golden State	L	94	106	21-14	19-19	40-33	19,596	Conley	29	Ennis III/Green	8	Thompson	31
Mar 27	at Sacramento	L	90	91	21-14	19-20	40-34	17,608	Conley	22	Randolph	15	Collison	23
Mar 29	INDIANA	W	110	97	22-14	19-20	41-34	16,367	Conley	36	Ennis III	10	George	22
Mar 31	DALLAS	W	99	90	23-14	19-20	42-34	17,317	Conley	28	Randolph	12	Barea/Matthews/Nowitzki	13
Apr 2	at LA Lakers	L	103	108	23-14	19-21	42-35	18,997	Conley/Daniels	20	Allen	9	Russell	28
Apr 4	at San Antonio	L	89	95(OT)	23-14	19-22	42-36	18,418	Conley	19	Randolph	16	Leonard	32
Apr 5	OKLAHOMA CITY	L	100	103	23-15	19-22	42-37	17,298	Gasol	23	Randolph	9	Westbrook	45
Apr 7	NEW YORK	W	101	88	24-15	19-22	43-37	17,631	Conley	31	Gasol	10	Lee	16
Apr 9	DETROIT	L	90	103	24-16	19-22	43-38	16,521	Conley	15	Green	7	Bullock/Marjanovic	14
Apr 12	DALLAS	L	93	100	24-17	19-22	43-39	16,274	Conley/Randolph	15	Gasol	8	Brussino/Harris	15

2015-16 MEMPHIS GRIZZLIES (42-40)

Back Row, standing (L-R): Elston Turner, Duane Ticknor, Bob Thornton, Vince Carter, Jarell Martin, Zach Randolph, Chris Andersen, Marc Gasol, Ryan Hollins, Brandan Wright, JaMychal Green, Matt Barnes, Shawn Respert, Jeff Bzdelik **Front Row, sitting (L-R):** Lance Stephenson, Jordan Farmar, Xavier Munford, Mike Conley, Dave Joerger, Tony Allen, Ray McCallum, P.J. Hairston, Jordan Adams

				--Field Goals--			--3-Point FG--			-Free Throws-			--Rebounds--									
Player	**G**	**GS**	**Min**	**FG**	**FGA**	**Pct**	**FG**	**FGA**	**Pct**	**FT**	**FTA**	**Pct**	**Off**	**Def**	**Tot**	**Ast**	**PF**	**Dq**	**Stl**	**TO**	**Blk**	**Pts**	**Avg**
Gasol	52	52	1791	328	707	.464	2	3	.667	203	245	.829	58	304	362	196	141	0	50	118	70	861	16.6
Conley	56	56	1761	294	696	.422	78	215	.363	191	229	.834	26	138	164	342	100	0	67	84	16	857	15.3
Randolph	68	53	2016	431	907	.475	6	26	.231	172	216	.796	179	350	529	142	146	0	43	105	13	1040	15.3
Stephenson	26	3	692	146	308	.474	11	31	.355	66	81	.815	21	94	115	73	56	0	19	46	6	369	14.2
Je. Green	53	31	1544	240	557	.431	42	136	.309	124	155	.800	55	186	241	98	102	0	40	69	19	646	12.2
Chalmers	55	7	1253	172	412	.417	45	138	.326	206	249	.827	23	120	143	211	165	0	80	101	12	595	10.8
Lee	51	37	1489	192	419	.458	51	138	.370	76	92	.826	19	99	118	76	79	0	52	49	16	511	10.0
Barnes	76	45	2190	264	693	.381	119	370	.322	111	138	.804	84	336	420	163	234	1	78	121	57	758	10.0
Farmar	12	10	291	42	100	.420	16	45	.356	10	10	1.000	4	21	25	37	22	0	15	18	2	110	9.2
Allen	64	57	1620	215	469	.458	15	42	.357	90	138	.652	104	192	296	70	175	1	110	78	18	535	8.4
Ja. Green	78	15	1446	230	495	.465	15	45	.333	103	137	.752	139	234	373	67	189	1	46	83	33	578	7.4
Hairston	18	9	375	46	132	.348	16	69	.232	16	22	.727	7	39	46	9	31	0	8	17	4	124	6.9
Wright	12	2	212	35	52	.673	0	0	---	13	24	.542	14	29	43	6	21	0	5	10	15	83	6.9
McCallum	10	3	219	28	79	.354	10	26	.385	3	5	.600	2	14	16	27	15	0	7	13	3	69	6.9
V. Carter	60	3	1005	133	343	.388	59	169	.349	70	84	.833	31	115	146	56	101	0	38	35	16	395	6.6
Udrih	8	0	120	20	46	.435	4	11	.364	3	3	1.000	2	7	9	26	11	0	3	11	1	47	5.9
Munford	14	0	244	32	77	.416	9	23	.391	7	14	.500	3	28	31	22	25	0	13	15	3	80	5.7
Martin	27	0	380	54	116	.466	0	2	.000	45	62	.726	39	47	86	15	58	0	8	19	7	153	5.7
Stepheson	4	0	61	8	26	.308	0	0	---	4	10	.400	18	8	26	2	8	1	1	0	3	20	5.0
Weber	6	4	166	13	38	.342	0	5	.000	3	4	.750	8	16	24	20	11	0	9	9	3	29	4.8
Andersen	20	14	366	34	62	.548	2	9	.222	22	32	.688	33	56	89	9	25	0	14	7	10	92	4.6
Hollins	32	9	412	45	72	.625	0	0	---	26	42	.619	40	47	87	10	58	0	6	21	20	116	3.6
Adams	2	0	15	2	6	.333	0	1	.000	3	5	.600	0	2	2	3	2	0	3	2	0	7	3.5
Ennis	10	0	40	4	13	.308	2	8	.250	6	10	.600	4	3	7	2	1	0	4	2	2	16	1.6
Williams	5	0	45	2	10	.200	1	4	.250	3	4	.750	1	3	4	4	2	0	0	1	0	8	1.6
Smith	15	0	66	7	22	.318	1	5	.200	8	13	.615	1	8	9	11	5	0	5	7	1	23	1.5
Cotton	5	0	6	2	2	1.000	0	0	---	0	0	---	0	0	0	0	0	0	0	0	0	4	0.8
Stokes	2	0	4	0	0	---	0	0	---	0	0	---	1	1	2	0	0	0	0	0	0	0	0.0
GRIZZLIES	**82**	**-**	**19830**	**3019**	**6859**	**.440**	**504**	**1521**	**.331**	**1584**	**2024**	**.783**	**916**	**2497**	**3413**	**1697**	**1783**	**4**	**724**	**1090**	**350**	**8126**	**99.1**
OPPONENTS	**82**	**-**	**19830**	**2947**	**6459**	**.456**	**797**	**2185**	**.365**	**1619**	**2107**	**.768**	**830**	**2711**	**3541**	**1792**	**1732**	**9**	**576**	**1327**	**469**	**8310**	**101.3**

QUICK FACTS

- Despite overwhelming injuries and unprecedented roster turnover, Memphis recorded its sixth straight winning season and postseason berth.
- The Grizzlies made NBA history with 28 different players logging minutes over the course of the regular season, eclipsing the previous league record of 27 set by the 1996-97 Dallas Mavericks.
- Memphis' final count for games lost to injury/illness totaled 301 by the end of the regular season.
- **Marc Gasol** (right foot), **Mike Conley** (left Achilles), **Mario Chalmers** (right Achilles) and **Brandan Wright** (right knee) all sustained what proved to be season-ending injuries in February and March.
- The short-handed Grizzlies entered the NBA Playoffs as the seventh seed against the second-seeded San Antonio Spurs and lost the series in four games.
- Three different Grizzlies (**Marc Gasol** on Nov. 20, **Matt Barnes** on March 11, **Zach Randolph** on March 19) recorded their first career triple-doubles during the regular season, all coming in Memphis wins.
- **Mike Conley** was honored with the NBA Sportsmanship Award, becoming just the third player to earn multiple honors since the award's inception... **Vince Carter** won the Twyman-Stokes Teammate of the Year Award.

NBA STATISTICAL RANKINGS

Category	Memphis		Opponents	
Points per game	99.1	24th	101.3	11th
Field Goal Pct.	.440	23rd	.456	18th
Free Throw Pct.	.783	9th	.768	24th
3-Pt. Field Goal Pct.	.331	29th	.365	22nd
Offensive Rebounds Per Game	11.17	8th	10.12	12th
Defensive Rebounds Per Game	30.45	30th	33.06	12th
Rebounds Per Game	41.62	28st	43.18	11th

Category	Memphis		Opponents	
Assists Per Game	20.70	25th	21.85	13th
Steals Per Game	8.84	6th	7.04	3rd
Turnovers Per Game	13.29	25th	16.19	3rd
Blocks Per Game	4.27	21st	5.72	29th
Personal Fouls Per Game	21.20	4th	21.12	22nd
Disqualifications	4	T-2nd	9	T-12th
Points Per Game Differential	-2.24	20th		

Date	Opponent		Mem	Opp	Hm	Rd	Tot	Atten	Grizzlies Top Scorer		Grizzlies Top Rebounder		Opponent Top Scorer	
Oct 28	CLEVELAND	L	76	106	0-1	0-0	0-1	18,119	Gasol/Randolph	12	Randolph	8	Love	17
Oct 29	at Indiana	W	112	103	0-1	1-0	1-1	18,165	Gasol	20	Gasol/Randolph	8	Hill	20
Oct 31	BROOKLYN	W	101	91	1-1	1-0	2-1	16,013	Conley	22	Randolph	13	Bogdanovic	19
Nov 2	at Golden State	L	69	119	1-1	1-1	2-2	19,596	Gasol	13	Randolph	9	Curry	30
Nov 3	at Sacramento	W	103	89	1-1	2-1	3-2	17,317	Randolph	20	Ja. Green	12	Gay	19
Nov 5	at Portland	L	96	115	1-1	2-2	3-3	19,393	Lee	18	Randolph	10	Lillard	27
Nov 7	at Utah	L	79	89	1-1	2-3	3-4	19,456	Conley	20	Gasol	10	Burke	24
Nov 9	at LA Clippers	L	92	94	1-1	2-4	3-5	19,060	Randolph	26	Randolph	9	Griffin	24
Nov 11	GOLDEN STATE	L	84	100	1-2	2-4	3-6	18,119	Gasol	26	Ja. Green	9	Curry	28
Nov 13	PORTLAND	W	101	100	2-2	2-4	4-6	16,919	Gasol	31	Randolph	8	McCollum	26
Nov 15	at Minnesota	W	114	106	2-2	3-4	5-6	12,066	Je. Green	21	Randolph	8	LaVine	25
Nov 16	OKLAHOMA CITY	W	122	114	3-2	3-4	6-6	17,270	Chalmers	29	Randolph	10	Westbrook	40
Nov 20	HOUSTON	W	96	84	4-2	3-4	7-6	17,555	Conley	26	Gasol	11	Harden	22
Nov 21	at San Antonio	L	82	92	4-2	3-5	7-7	18,418	Conley	16	Gasol	8	Leonard	19
Nov 24	DALLAS	W	110	96	5-2	3-5	8-7	17,381	Conley	21	Gasol	10	Barea/Felton	16
Nov 25	at Houston	W	102	93	5-2	4-5	9-7	18,143	Je. Green	20	Barnes	8	Harden	40
Nov 27	ATLANTA	L	101	116	5-3	4-5	9-8	17,684	Conley	16	Gasol	8	Millsap	23
Nov 29	PHILADELPHIA	W	92	84	6-3	4-5	10-8	15,322	Conley	20	Gasol	12	Canaan	16
Dec 1	at New Orleans	W	113	104	6-3	5-5	11-8	16,020	Gasol	38	Gasol	13	Evans	20
Dec 3	SAN ANTONIO	L	83	103	6-4	5-5	11-9	17,013	Conley/Chalmers/Gasol	15	Gasol	8	Leonard	27
Dec 6	PHOENIX	W	95	93	7-4	5-5	12-9	16,022	Gasol	22	Ja. Green/Randolph	9	Bledsoe	23
Dec 8	OKLAHOMA CITY	L	88	125	7-5	5-5	12-10	16,415	Chalmers	19	Gasol	10	Durant	32
Dec 9	at Detroit	W	93	92	7-5	6-5	13-10	13,411	Randolph	21	Randolph	16	Drummond/Jackson	18
Dec 11	CHARLOTTE	L	99	123	7-6	6-5	13-11	17,111	Gasol	17	Gasol	9	Walker	33
Dec 13	at Miami	L	97	100	7-6	6-6	13-12	19,813	Je. Green	26	Barnes	13	Bosh	22
Dec 14	WASHINGTON	W	112	95	8-6	6-6	14-12	15,397	Gasol	24	Gasol	12	Neal	24
Dec 16	at Chicago	L	85	98	8-6	6-7	14-13	21,032	Lee	18	Randolph	11	Butler	24
Dec 18	at Dallas	L	88	97	8-6	6-8	14-14	20,199	Conley	20	Gasol/Randolph	8	Nowitzki	20
Dec 19	INDIANA	W	96	84	9-6	6-8	15-14	18,119	Conley	20	Gasol	12	George	29
Dec 22	at Philadelphia	W	104	90	9-6	7-8	16-14	15,552	Gasol	19	Barnes	10	Okafor	18
Dec 23	at Washington	L	91	100	9-6	7-9	16-15	15,879	Conley	21	Je. Green	12	Temple	20
Dec 26	at Charlotte	L	92	98	9-6	7-10	16-16	19,091	Conley	19	Randolph	12	Walker	22
Dec 27	LA LAKERS	W	112	96	10-6	7-10	17-16	18,119	Conley	19	Barnes/Ja. Green	8	Bryant	19
Dec 29	MIAMI	W	99	90 (ot)	11-6	7-10	18-16	18,119	Gasol	23	Gasol	8	Bosh	22
Jan 2	at Utah	L	87	92 (ot)	11-6	7-11	18-17	18,455	Gasol	20	Je. Green	10	Hood	32
Jan 4	at Portland	W	91	78	11-6	8-11	19-17	18,832	Randolph	26	Randolph	18	Lillard	17
Jan 6	at Oklahoma City	L	94	112	11-6	8-12	19-18	18,203	Chalmers	26	Chalmers	8	Durant	26
Jan 8	DENVER	W	91	84	12-6	8-12	20-18	17,499	Randolph	24	Allen/Je. Green	9	Gallinari	29
Jan 10	BOSTON	W	101	98	13-6	8-12	21-18	17,112	Randolph	25	Randolph	13	Thomas	35
Jan 12	HOUSTON	L	91	107	13-7	8-12	21-19	16,044	Gasol	20	Randolph	9	Harden	25
Jan 14	DETROIT	W	103	101	14-7	8-12	22-19	15,977	Chalmers	25	Allen	7	Johnson	19
Jan 16	NEW YORK	W	103	95	15-7	8-12	23-19	18,119	Gasol	37	Allen/Barnes	9	Porzingis	17
Jan 18	NEW ORLEANS	W	101	99	16-7	8-12	24-19	18,119	Barnes/Gasol/Je. Green/Lee	16	Gasol	10	Holiday	23
Jan 21	at Denver	W	102	101	16-7	9-12	25-19	16,140	Gasol	27	Barnes	7	Faried/Gallinari	17
Jan 23	at Minnesota	L	101	106	16-7	9-13	25-20	15,608	Chalmers	19	Conley	7	Muhammad	25
Jan 25	ORLANDO	W	108	102 (ot)	17-7	9-13	26-20	15,779	Je. Green	30	Randolph	13	Fournier/Harris/Vucevic	16
Jan 28	MILWAUKEE	W	103	83	18-7	9-13	27-20	15,244	Je. Green	21	Gasol	8	Monroe	21
Jan 30	SACRAMENTO	W	121	117	19-7	9-13	28-20	18,119	Je. Green	29	Gasol	6	Gay	21
Feb 1	at New Orleans	W	110	95	19-7	10-13	29-20	15,210	Je. Green	24	Randolph	12	Cole/Davis	23
Feb 5	at New York	W	91	85	19-7	11-13	30-20	19,812	Je. Green	16	Barnes/Gasol	7	Calderon	18
Feb 6	DALLAS	L	110	114 (ot)	19-8	11-13	30-21	18,119	Gasol	22	Randolph	14	Parsons	26
Feb 8	PORTLAND	L	106	112 (ot)	19-9	11-13	30-22	15,892	Conley	27	Randolph	9	Lillard	33
Feb 10	at Brooklyn	W	109	90	19-9	12-13	31-22	14,262	Conley	20	Allen/Chalmers	6	Lopez	20
Feb 19	MINNESOTA	W	109	104	20-9	12-13	32-22	18,119	Conley	25	Ja. Green	11	LaVine	22
Feb 21	at Toronto	L	85	98	20-9	12-14	32-23	19,800	Randolph	18	Barnes/Carter	7	DeRozan	21
Feb 24	LA LAKERS	W	128	119	21-9	12-14	33-23	18,119	Barnes	25	Ja. Green/Randolph	9	Clarkson	28
Feb 26	at LA Lakers	W	112	95	21-9	13-14	34-23	18,997	Hairston	21	Randolph	10	Russell	22
Feb 27	at Phoenix	L	106	111	21-9	13-15	34-24	17,101	Conley/Randolph	19	Andersen	8	Len	22
Feb 29	at Denver	W	103	96	21-9	14-15	35-24	10,324	Randolph	22	Barnes	5	Faried	16
Mar 2	SACRAMENTO	W	104	98	22-9	14-15	36-24	15,310	Conley	24	Ja. Green/Randolph	8	Cousins	18
Mar 4	UTAH	W	94	88	23-9	14-15	37-24	17,188	Randolph	25	Andersen	10	Hayward	18
Mar 6	PHOENIX	L	100	109	23-10	14-15	37-25	17,291	Conley	22	Randolph	8	Booker	27
Mar 7	at Cleveland	W	106	103	23-10	15-15	38-25	20,562	Allen	26	Ja. Green	10	James	28
Mar 9	at Boston	L	96	116	23-10	15-16	38-26	17,790	Carter/Ja. Green	17	Ja. Green	13	Thomas	22
Mar 11	NEW ORLEANS	W	121	114 (ot)	24-10	15-16	39-26	18,119	Stephenson	33	Barnes	11	Holiday	34
Mar 12	at Atlanta	L	83	95	24-10	15-17	39-27	17,515	Stephenson	18	Allen	9	Millsap	21
Mar 14	at Houston	L	81	130	24-10	15-18	39-28	18,226	Martin	17	Stepheson	15	Montejunas	18
Mar 16	MINNESOTA	L	108	114	24-11	15-18	39-29	16,588	Stephenson	22	Stephenson	11	LaVine	28
Mar 17	at Milwaukee	L	86	96	24-11	15-19	39-30	11,740	Barnes	20	Hollins	10	Antetokounmpo	15
Mar 19	LA CLIPPERS	W	113	102	25-11	15-19	40-30	18,119	Randolph	28	Randolph	11	Paul	25
Mar 21	at Phoenix	W	103	97	25-11	16-19	41-30	15,868	Stephenson	16	Randolph	13	Booker	18
Mar 22	at LA Lakers	L	100	107	25-11	16-20	41-31	18,997	Allen	27	Carter	7	Clarkson	22
Mar 25	at San Antonio	L	104	110	25-11	16-21	41-32	18,418	Ja. Green	20	Andersen	7	Aldridge	32
Mar 28	SAN ANTONIO	L	87	101	25-12	16-21	41-33	17,133	Carter	14	Barnes	9	Aldridge	31
Mar 30	DENVER	L	105	106	25-13	16-21	41-34	16,401	Randolph	26	Ja. Green	12	Barton	25
Apr 1	TORONTO	L	95	99	25-14	16-21	41-35	17,077	Randolph	16	Ja. Green	7	DeRozan	27
Apr 3	at Orlando	L	107	119	25-14	16-22	41-36	17,741	Barnes	24	Ja. Green	10	Vucevic	25
Apr 5	CHICAGO	W	108	92	26-14	16-22	42-36	17,591	Randolph	27	Randolph	10	Mirotic	20
Apr 8	at Dallas	L	93	103	26-14	16-23	42-37	20,211	Allen	25	Allen/Andersen/Barnes	7	Nowitzki	21
Apr 9	GOLDEN STATE	L	99	100	26-15	16-23	42-38	18,119	Barnes	24	Barnes	15	Green	23
Apr 12	at LA Clippers	L	84	110	26-15	16-24	42-39	19,147	Randolph	14	Ja. Green	10	Rivers	14
Apr 13	at Golden State	L	104	125	26-15	16-25	42-40	19,956	Randolph	24	Barnes	9	Curry	46

2014-15 MEMPHIS GRIZZLIES (55-27)

Back Row, standing (L-R): Duane Ticknor, Elston Turner, Bob Thornton, JaMychal Green, Jarnell Stokes, Jeff Green, Kosta Koufos, Marc Gasol, Zach Randolph, Jon Leuer, Vince Carter, Jordan Adams, Jason March, Shawn Respert, Jeff Bzdelik **Front Row, sitting (L-R):** Russ Smith, Beno Udrih, Mike Conley, Dave Joerger, Tony Allen, Courtney Lee, Nick Calathes

				--Field Goals--			--3-Point FG--			-Free Throws-			--Rebounds--									
Player	**G**	**GS**	**Min**	**FG**	**FGA**	**Pct**	**FG**	**FGA**	**Pct**	**FT**	**FTA**	**Pct**	**Off**	**Def**	**Tot**	**Ast**	**PF**	**Dq**	**Stl**	**TO**	**Blk**	**Pts**	**Avg**
Gasol	81	81	2687	530	1072	.494	3	17	.176	350	440	.795	115	515	630	307	208	2	70	176	131	1413	17.4
Randolph	71	71	2304	454	932	.487	7	20	.350	228	298	.765	225	522	747	153	175	1	69	156	14	1143	16.1
Conley	70	70	2225	393	882	.446	107	277	.386	214	249	.859	29	180	209	375	139	0	89	156	14	1107	15.8
Je. Green	45	37	1361	210	492	.427	50	138	.362	118	143	.825	43	144	187	81	81	0	26	52	21	588	13.1
Lee	77	74	2354	288	643	.448	90	224	.402	111	129	.860	21	157	178	151	129	1	75	78	12	777	10.1
Allen	63	41	1648	225	455	.495	10	29	.345	79	126	.627	103	177	280	86	166	1	129	86	30	539	8.6
Udrih	79	12	1494	246	505	.487	26	97	.268	87	102	.853	20	123	143	220	88	0	46	89	8	605	7.7
Prince	26	9	628	75	183	.410	15	33	.455	25	30	.833	21	62	83	37	22	0	9	15	6	190	7.3
Carter	66	1	1091	135	406	.333	69	232	.297	45	57	.789	27	106	133	79	102	0	43	43	14	384	5.8
Koufos	81	3	1348	182	358	.508	0	0	---	55	85	.647	121	305	426	37	148	0	29	69	63	419	5.2
Leuer	63	6	824	121	273	.443	7	29	.241	37	59	.627	50	157	207	46	86	1	17	35	9	286	4.5
Pondexter	30	2	540	48	135	.356	17	73	.233	21	30	.700	20	37	57	28	47	0	5	10	5	134	4.5
Calathes	58	0	838	104	247	.421	11	43	.256	24	45	.533	19	87	106	146	100	1	63	61	5	243	4.2
Smith	6	0	36	6	15	.400	1	5	.200	12	13	.923	1	2	3	6	7	0	3	5	0	25	4.2
Adams	30	0	248	35	86	.407	10	25	.400	14	23	.609	9	19	28	16	24	0	16	14	7	94	3.1
Stokes	19	2	126	21	37	.568	0	0	---	15	28	.536	16	18	34	4	25	1	5	7	5	57	3.0
Ja. Green	20	1	139	23	40	.575	0	4	.000	8	10	.800	16	23	39	4	19	0	5	12	3	54	2.7
Thomas	2	0	7	1	1	1.000	0	0	---	2	2	1.000	0	0	0	1	0	0	0	0	0	4	2.0
Lucas	1	0	6	0	1	.000	0	0	---	0	0	---	0	0	0	0	1	0	1	0	0	0	0.0
GRIZZLIES	**82**	**-**	**19905**	**3097**	**6763**	**.458**	**423**	**1246**	**.339**	**1445**	**1869**	**.773**	**856**	**2634**	**3490**	**1777**	**1567**	**8**	**700**	**1094**	**347**	**8062**	**98.3**
OPPONENTS	**82**	**-**	**19905**	**2954**	**6684**	**.442**	**663**	**1889**	**.351**	**1225**	**1651**	**.742**	**864**	**2616**	**3480**	**1652**	**1662**	**13**	**604**	**1257**	**424**	**7796**	**95.1**

QUICK FACTS

- Memphis closed the book on another successful season, recording the second-highest win total in franchise history and a club-record third consecutive 50-win campaign.
- The Grizzlies earned a fifth consecutive trip to the NBA Playoffs, joining the San Antonio Spurs as the only Western Conference team to make all of the past five postseasons.
- Memphis advanced past the Portland Trail Blazers in the first round of the playoffs and took the top-seeded Golden State Warriors to six games in the Western Conference Semifinals.
- The Grizzlies set franchise records for total home attendance (710,502) and average home attendance (17,329) for FedExForum, recording 16 sellouts over the course of the season.
- Grizzlies Head Coach **Dave Joerger** was named Western Conference Coach of the Month for October/November 2014 after guiding Memphis to an NBA-best 15-2 record over the first month of the season.
- **Marc Gasol** became the first player in franchise history to be named to the All-NBA First Team and the first Grizzlies player ever voted into the starting lineup for the NBA All-Star Game.
- **Marc Gasol** tipped off the 2015 NBA All-Star Game against older brother **Pau Gasol**, becoming the first brothers in NBA history to start an All-Star Game and the first siblings to play in the same NBA All-Star Game since **Tom** and **Dick Van Arsdale** (1970 and 1971).
- **Tony Allen** was named to the NBA All-Defensive First Team, his fourth All-Defensive selection in his first five seasons with the Grizzlies.
- After sustaining multiple facial fractures and undergoing facial surgery during the Grizzlies' first-round playoff series against Portland, **Mike Conley** scored a game-high 22 points and led Memphis to victory in Game 2 of the Western Conference Semifinals, handing Golden State just its third home loss of the 2014-15 regular season or postseason.

NBA STATISTICAL RANKINGS

Category	Memphis		Opponents	
Points per game	98.3	20th	95.1	2nd
Field Goal Pct.	.458	9th	.442	10th
Free Throw Pct.	.773	7th	.742	7th
3-Pt. Field Goal Pct.	.339	22nd	.351	18th
Offensive Rebounds Per Game	10.44	20th	10.54	8th
Defensive Rebounds Per Game	32.12	15th	31.90	11th
Rebounds Per Game	42.56	21st	42.44	8th

Category	Memphis		Opponents	
Assists Per Game	21.67	14th	20.15	4th
Steals Per Game	8.54	6th	7.37	8th
Turnovers Per Game	13.34	7th	15.34	8th
Blocks Per Game	4.23	24th	5.17	20th
Personal Fouls Per Game	19.11	9th	20.27	15th
Disqualifications	8	T-16th	13	T-4th
Points Per Game Differential	3.24	8th		

Date	Opponent		Mem	Opp	Hm	Rd	Tot	Atten	Grizzlies Top Scorer		Grizzlies Top Rebounder		Opponent Top Scorer	
Oct 29	MINNESOTA	W	105	101	1-0	0-0	1-0	17,731	Gasol	32	Randolph	13	Young	26
Oct 31	at Indiana	W	97	89	1-0	1-0	2-0	14,441	Randolph	22	Randolph	13	Copeland	16
Nov 1	at Charlotte	W	71	69	1-0	2-0	3-0	18,113	Gasol	22	Randolph	12	Jefferson	19
Nov 3	NEW ORLEANS	W	93	81	2-0	2-0	4-0	15,302	Gasol	16	Allen/Gasol/Randolph	11	Evans	21
Nov 5	at Phoenix	W	102	91	2-0	3-0	5-0	15,377	Conley	24	Randolph/Leuer	6	Bledsoe	23
Nov 7	at Oklahoma City	W	91	89	2-0	4-0	6-0	18,203	Conley	20	Gasol	9	Jackson	22
Nov 8	at Milwaukee	L	92	93	2-0	4-1	6-1	13,841	Randolph	22	Randolph	14	Antetokounmpo	18
Nov 11	LA LAKERS	W	107	102	3-0	4-1	7-1	17,618	Conley	23	Randolph	10	Bryant	28
Nov 13	SACRAMENTO	W	111	110	4-0	4-1	8-1	15,666	Conley	22	Randolph	8	Gay	25
Nov 15	DETROIT	W	95	88	5-0	4-1	9-1	17,215	Gasol	23	Randolph	22	Singler	21
Nov 17	HOUSTON	W	119	93	6-0	4-1	10-1	17,012	Conley	19	Randolph	7	Ariza	16
Nov 19	at Toronto	L	92	96	6-0	4-2	10-2	19,800	Gasol	22	Randolph	18	DeRozan	21
Nov 21	BOSTON	W	117	100	7-0	4-2	11-2	17,712	Gasol	32	Randolph	16	Olynyk	18
Nov 23	LA CLIPPERS	W	107	91	8-0	4-2	12-2	18,119	Gasol	30	Gasol	12	Paul	22
Nov 26	at LA Lakers	W	99	93	8-0	5-2	13-2	18,997	Conley/Gasol	19	Gasol	11	Bryant	22
Nov 28	at Portland	W	112	99	8-0	6-2	14-2	19,459	Gasol	26	Randolph	13	Matthews	26
Nov 30	at Sacramento	W	97	85	8-0	7-2	15-2	16,240	Randolph	22	Randolph	12	Gay	20
Dec 3	at Houston	L	96	105	8-0	7-3	15-3	18,151	Conley	15	Gasol	7	Harden	21
Dec 5	SAN ANTONIO	L	101	107	8-1	7-3	15-4	18,119	Gasol	28	Gasol	12	Ginobili	17
Dec 7	MIAMI	W	103	87	9-1	7-3	16-4	16,572	Leuer	20	Leuer	12	Wade	25
Dec 9	DALLAS	W	114	105	10-1	7-3	17-4	16,512	Gasol	30	Randolph	13	Parsons	30
Dec 12	CHARLOTTE	W	113	107 (2ot)	11-1	7-3	18-4	15,897	Randolph	20	Randolph	111	Walker	28
Dec 13	at Philadelphia	W	120	115 (ot)	11-1	8-3	19-4	13,698	Conley	36	Randolph	11	Covington	24
Dec 16	GOLDEN STATE	W	105	98	12-1	8-3	20-4	18,119	Gasol	24	Randolph	10	Thompson	22
Dec 17	at San Antonio	W	117	116 (3ot)	12-1	9-3	21-4	18,581	Gasol	26	Randolph	21	Green	25
Dec 19	CHICAGO	L	97	103	12-2	9-3	21-5	18,119	Conley	21	Randolph	12	Butler	31
Dec 21	at Cleveland	L	91	105	12-2	9-4	21-6	20,562	Gasol	23	Gasol	11	James	25
Dec 22	UTAH	L	91	97	12-3	9-4	21-7	16,991	Conley	28	Gasol	12	Burks	23
Dec 26	HOUSTON	L	111	117 (ot)	12-4	9-4	21-8	18,119	Gasol	29	Prince	9	Harden	32
Dec 27	at Miami	W	103	95	12-4	10-4	22-8	19,744	Conley	24	Gasol	10	Wade	25
Dec 30	SAN ANTONIO	W	95	87	13-4	10-4	23-8	18,119	Conley	30	Gasol	9	Belinelli/Joseph	18
Jan 2	at LA Lakers	W	109	106	13-4	11-4	24-8	18,997	Conley	19	Gasol	10	Davis/Lin	20
Jan 3	at Denver	L	85	114	13-4	11-5	24-9	16,350	Gasol	18	Koufos	9	Lawson	25
Jan 5	NEW YORK	W	105	83	14-4	11-5	25-9	16,888	Conley	22	Gasol	8	Acy	19
Jan 7	at Atlanta	L	86	96	14-4	11-6	25-10	17,126	Conley	17	Conley	9	Teague	25
Jan 9	at New Orleans	L	95	106	14-4	11-7	25-11	17,639	Conley/Gasol	19	Randolph	11	Holiday	23
Jan 11	PHOENIX	W	122	110 (2ot)	15-4	11-7	26-11	17,212	Randolph	27	Randolph	17	Thomas	20
Jan 14	at Brooklyn	W	103	92	15-4	12-7	27-11	16,516	Randolph	20	Randolph	14	Plumlee	15
Jan 16	at Orlando	W	106	96	15-4	13-7	28-11	18,141	Je. Green	21	Gasol	16	Payton	22
Jan 17	PORTLAND	W	102	98	16-4	13-7	29-11	18,119	Randolph	20	Randolph	15	Aldridge	32
Jan 19	DALLAS	L	95	103	16-5	13-7	29-12	18,119	Conley	22	Randolph	15	Ellis	25
Jan 21	TORONTO	W	92	86	17-5	13-7	30-12	15,112	Gasol	26	Randolph	13	Williams	21
Jan 24	PHILADELPHIA	W	101	83	18-5	13-7	31-12	17,579	Je Green	18	Randolph	14	Grant	16
Jan 26	ORLANDO	W	103	94	19-5	13-7	32-12	15,407	Randolph	24	Gasol/Randolph	10	Oladipo/Vucevic	18
Jan 27	at Dallas	W	109	90	19-5	14-7	33-12	20,160	Randolph	22	Randolph	10	Ellis/Parsons	19
Jan 29	DENVER	W	99	69	20-5	14-7	34-12	16,736	Randolph	15	Randolph	17	Chandler/Faried	10
Jan 31	OKLAHOMA CITY	W	85	74	21-5	14-7	35-12	18,119	Randolph	21	Randolph	18	Durant	15
Feb 2	at Phoenix	W	102	101	21-5	15-7	36-12	17,199	Conley	23	Koufos	11	Thomas	24
Feb 4	at Utah	W	100	90	21-5	16-7	37-12	19,911	Gasol	23	Randolph	11	Burke	21
Feb 6	at Minnesota	L	89	90	21-5	16-8	37-13	14,388	Conley/Gasol/Je. Green	15	Randolph	10	Wiggins	18
Feb 8	ATLANTA	W	94	88	22-5	16-8	38-13	18,119	Conley	21	Randolph	15	Teague	22
Feb 10	BROOKYLN	W	95	86	23-5	16-8	39-13	16,901	Randolph	19	Gasol	11	Anderson/Plumlee	15
Feb 11	at Oklahoma City	L	89	105	23-5	16-9	39-14	18,203	Randolph	16	Randolph	11	Durant	26
Feb 22	at Portland	W	98	92	23-5	17-9	40-14	19,782	Gasol	21	Randolph	9	Lillard	18
Feb 23	at LA Clippers	W	90	87	23-5	18-9	41-14	19,161	Conley	18	Randolph	10	Paul	30
Feb 25	at Sacramento	L	90	102	23-5	18-10	41-15	16,794	Randolph	20	Koufos	9	Gay	28
Feb 27	LA CLIPPERS	L	79	97	23-6	18-10	41-16	18,119	Randolph	20	Randolph	10	Crawford/Paul	19
Feb 28	at Minnesota	W	101	97	23-6	19-10	42-16	19,356	Gasol	27	Gasol/Randolph	11	Wiggins	25
Mar 3	UTAH	L	82	93	23-7	19-10	42-17	16,779	Lee	18	Koufos	10	Favors/Hayward	21
Mar 4	at Houston	W	102	100	23-7	20-10	43-17	18,224	Gasol	21	Allen/Randolph	8	Jones	21
Mar 6	LA LAKERS	W	97	90	24-7	20-10	44-17	17,399	Randolph	24	Randolph	13	Clarkson	25
Mar 7	at New Orleans	L	89	95	24-7	20-11	44-18	17,346	Je. Green	20	Allen	8	Evans	26
Mar 9	at Chicago	W	101	91	24-7	21-11	45-18	21,815	Gasol	23	Randolph	9	Snell	21
Mar 11	at Boston	L	92	95	24-7	21-12	45-19	17,135	Conley	20	Randolph	8	Bradley	17
Mar 12	at Washington	L	87	107	24-7	21-13	45-20	18,186	Ja. Green/Stokes	13	Stokes	8	Gortat	22
Mar 14	MILWAUKEE	W	96	83	25-7	21-13	46-20	18,119	Lee	17	Gasol/Koufos	7	Antetokounmpo	19
Mar 16	DENVER	W	92	81	26-7	21-13	47-20	16,614	Randolph	21	Randolph	16	Nelson	24
Mar 17	at Detroit	L	95	105	26-7	21-14	47-21	14,399	Je. Green	21	Gasol	11	Caldwell-Pope	24
Mar 20	at Dallas	W	112	101	26-7	22-14	48-21	20,399	Randolph	21	Gasol	10	Harris/Nowitzki	16
Mar 21	PORTLAND	W	97	86	27-7	22-14	49-21	17,898	Je. Green	23	Allen	11	Lillard	27
Mar 23	at New York	W	103	82	27-7	23-14	50-21	19,812	Randolph	23	Gasol	8	Galloway	19
Mar 25	CLEVELAND	L	89	111	27-8	23-14	50-22	18,119	Gasol	18	Allen	8	Irving	24
Mar 27	GOLDEN STATE	L	84	107	27-9	23-14	50-23	18,119	Conley/Je. Green	16	Je. Green	7	Curry	38
Mar 29	at San Antonio	L	89	104	27-9	23-15	50-24	18,581	Randolph	20	Randolph	13	Leonard	25
Mar 30	SACRAMENTO	W	97	83	28-9	23-15	51-24	17,218	Conley	18	Koufos	12	Gay	24
Apr 3	OKLAHOMA CITY	W	100	92	29-9	23-15	52-24	18,119	Je. Green	22	Koufos	11	Kanter	24
Apr 4	WASHINGTON	L	83	92	29-10	23-15	52-25	18,119	Gasol	18	Gasol	11	Beal	20
Apr 8	NEW ORLEANS	W	110	74	30-10	23-15	53-25	17,518	Gasol/Je. Green/Randolph	15	Randolph	13	Davis	23
Apr 10	at Utah	W	89	88	30-10	24-15	54-25	18,873	Gasol	22	Randolph	10	Hayward	27
Apr 11	at LA Clippers	L	86	94	30-10	24-16	54-26	19,401	Randolph	21	Randolph	13	Griffin/Redick	18
Apr 13	at Golden State	L	107	111	30-10	24-17	54-27	19,596	Adams	19	Ja. Green	8	Thompson	42
Apr 15	INDIANA	W	95	83	31-10	24-17	55-27	17,109	Gasol	33	Gasol	13	Miles	26

2013-14 MEMPHIS GRIZZLIES (50-32)

Back Row, standing (L-R): Duane Ticknor, Elston Turner, Tayshaun Prince, Ed Davis, Jon Leuer, Kosta Koufos, Marc Gasol, Zach Randolph, James Johnson, Quincy Pondexter, Bob Thornton, Shawn Respert, Jason March **Front Row, sitting (L-R):** Mike Miller, Jamaal Franklin, Mike Conley, Dave Joerger, Nick Calathes, Courtney Lee, Tony Allen

				--Field Goals--			--3-Point FG--			-Free Throws-			--Rebounds--									
Player	**G**	**GS**	**Min**	**FG**	**FGA**	**Pct**	**FG**	**FGA**	**Pct**	**FT**	**FTA**	**Pct**	**Off**	**Def**	**Tot**	**Ast**	**PF**	**Dq**	**Stl**	**TO**	**Blk**	**Pts**	**Avg**
Randolph	79	79	2705	560	1198	.467	2	20	.100	250	337	.742	265	530	795	200	210	0	54	183	23	1372	17.4
Conley	73	73	2446	463	1030	.450	105	291	.361	225	276	.815	41	172	213	441	141	1	110	150	13	1256	17.2
Gasol	59	59	1970	336	711	.473	2	11	.182	185	241	.768	84	340	424	215	150	1	59	111	76	859	14.6
Lee	49	47	1469	205	431	.476	49	142	.345	81	90	.900	21	117	138	83	90	0	45	48	19	540	11.0
Allen	55	28	1278	204	413	.494	11	47	.234	76	121	.628	79	129	208	94	121	0	90	90	19	495	9.0
Bayless	31	5	650	90	239	.377	25	83	.301	45	57	.789	8	51	59	66	72	1	20	22	5	250	8.1
Johnson	52	4	956	143	308	.464	22	87	.253	76	90	.844	60	106	166	111	102	1	42	66	57	384	7.4
Miller	82	4	1707	213	443	.481	107	233	.459	46	56	.821	30	177	207	130	95	0	26	77	5	579	7.1
Koufos	80	22	1349	227	459	.495	0	0	---	60	93	.645	160	258	418	39	182	1	32	67	71	514	6.4
Pondexter	15	2	270	31	79	.392	11	34	.324	21	26	.808	10	16	26	20	18	0	5	15	1	94	6.3
Leuer	49	0	642	121	246	.492	23	49	.469	37	47	.787	37	121	158	20	63	0	18	27	13	302	6.2
Prince	76	76	1948	200	492	.407	20	69	.290	34	60	.567	32	202	234	119	63	0	39	41	19	454	6.0
Davis	63	4	956	155	290	.534	0	0	---	47	89	.528	92	168	260	27	114	0	17	40	43	357	5.7
Calathes	71	7	1173	142	311	.457	19	61	.311	44	72	.611	23	114	137	207	117	0	66	101	8	347	4.9
Morris	5	0	66	6	16	.375	2	7	.286	1	3	.333	4	4	8	8	3	0	3	6	0	15	3.0
Udrih	10	0	55	10	18	.556	2	2	1.000	5	6	.833	0	2	2	6	4	0	1	5	1	27	2.7
Franklin	21	0	162	16	39	.410	5	11	.455	2	2	1.000	4	19	23	6	23	0	4	11	2	39	1.9
Curry	1	0	4	0	0	---	0	0	---	0	0	---	0	0	0	0	0	0	0	0	0	0	0.0
GRIZZLIES	**82**	**-**	**19805**	**3122**	**6723**	**.464**	**405**	**1147**	**.353**	**1235**	**1666**	**.741**	**950**	**2526**	**3476**	**1792**	**1568**	**5**	**631**	**1124**	**375**	**7884**	**96.1**
OPPONENTS	**82**	**-**	**19805**	**2924**	**6500**	**.450**	**615**	**1731**	**.355**	**1292**	**1686**	**.766**	**809**	**2403**	**3212**	**1632**	**1553**	**6**	**591**	**1162**	**410**	**7755**	**94.6**

QUICK FACTS

- Memphis recorded 50 wins and recorded back-to-back 50-win seasons for the first time in franchise history.
- The Grizzlies made their fourth consecutive postseason appearance, a franchise first, taking the Oklahoma City Thunder to seven games in the first round of the playoffs.
- Memphis closed the season by winning its final 14 home games, recording the longest single-season home winning streak in club history.
- The Grizzlies went 33-13 (.717) following **Marc Gasol**'s return from injury on Jan. 14.
- Grizzlies Head Coach **Dave Joerger** set a franchise record for winning percentage by a first-year head coach (.610). Joerger would record the highest winning percentage of any of the 10 first-year head coaches during the season.
- **Dave Joerger** was named Western Conference Coach of the Month in January 2014 and April 2014, becoming the first person to earn the honor twice in his first season as a head coach since the award was divided into conferences prior to the 2002-03 season.
- **Mike Conley** won the 2013-14 NBA Sportsmanship Award and became the franchise career leader in games played, surpassing former record-holder **Rudy Gay** on Jan. 29, 2014 at Sacramento.
- **Zach Randolph** became the franchise career leader for double-doubles on Jan. 28, 2014 at Portland, moving ahead of **Pau Gasol**.
- **Mike Miller** ranked second in the NBA and set a single-season franchise record for three-point field goal percentage (.459).

NBA STATISTICAL RANKINGS

Category	Memphis		Opponents	
Points per game	96.1	27th	94.6	3rd
Field Goal Pct.	.464	7th	.450	9th
Free Throw Pct.	.741	23rd	.766	27th
3-Pt. Field Goal Pct.	.353	19th	.338	2nd
Offensive Rebounds Per Game	11.59	9th	9.87	2nd
Defensive Rebounds Per Game	30.80	21st	29.30	1st
Rebounds Per Game	42.39	19th	39.17	1st

Category	Memphis		Opponents	
Assists Per Game	21.85	14th	19.90	4th
Steals Per Game	7.70	14th	7.21	7th
Turnovers Per Game	13.71	4th	14.17	20th
Blocks Per Game	4.57	16th	5.00	19th
Personal Fouls Per Game	19.12	5th	18.94	2nd
Disqualifications	5	T-5th	6	T-24th
Points Per Game Differential	+4.1	7th		

Date	Opponent		Mem	Opp	Hm	Rd	Tot	Atten	Grizzlies Top Scorer		Grizzlies Top Rebounder		Opponent Top Scorer	
Oct 30	at San Antonio	L	94	101	0-0	0-1	0-1	18,581	Allen	15	Gasol	9	Diaw/Leonard	14
Nov 1	DETROIT	W	111	108 (ot)	1-0	0-1	1-1	18,119	Conley	22	Randolph	10	Smith/Stuckey	19
Nov 2	at Dallas	L	99	111	1-0	0-2	1-2	20,262	Conley	24	Randolph	14	Nowitzki	24
Nov 4	BOSTON	W	95	88	2-0	0-2	2-2	15,872	Bayless/Conley/Randolph	15	Gasol	8	Green	22
Nov 6	NEW ORLEANS	L	84	99	2-1	0-2	2-3	15,209	Conley	26	Miller	6	Gordon	19
Nov 9	GOLDEN STATE	W	108	90	3-1	0-2	3-3	16,989	Randolph	23	Randolph	11	Curry	22
Nov 11	at Indiana	L	79	95	3-1	0-3	3-4	13,130	Gasol	15	Davis	7	George	23
Nov 13	TORONTO	L	87	103	3-2	0-3	3-5	15,971	Conley	29	Gasol/Randolph	10	Gay	23
Nov 15	at LA Lakers	W	89	86	3-2	1-3	4-5	18,997	Randolph	28	Randolph	11	Meeks	25
Nov 17	at Sacramento	W	97	86	3-2	2-3	5-5	15,630	Randolph	22	Randolph	10	Outlaw	18
Nov 18	at LA Clippers	W	106	102	3-2	3-3	6-5	19,060	Randolph	26	Randolph	15	Griffin	23
Nov 20	at Golden State	W	88	81 (ot)	3-2	4-3	7-5	19,596	Randolph	21	Randolph	12	Thompson	21
Nov 22	SAN ANTONIO	L	86	102	3-3	4-3	7-6	17,109	Conley	28	Randolph	10	Parker	20
Nov 25	HOUSTON	L	86	93	3-4	4-3	7-7	15,246	Prince	16	Koufos	13	Parsons	17
Nov 27	at Boston	W	100	93	3-4	5-3	8-7	17,319	Bayless	22	Koufos	13	Green	26
Nov 30	BROOKLYN	L	88	97	3-5	5-3	8-8	17,012	Pondexter	22	Koufos	11	Johnson	26
Dec 3	PHOENIX	W	110	91	4-5	5-3	9-8	15,069	Leuer	23	Koufos	12	Marc. Morris	18
Dec 5	LA CLIPPERS	L	81	101	4-6	5-3	9-9	15,112	Koufos	17	Randolph	12	Collison/Crawford/Paul	15
Dec 7	GOLDEN STATE	L	82	108	4-7	5-3	9-10	15,088	Miller	16	Koufos	16	Thompson	30
Dec 9	ORLANDO	W	94	85	5-7	5-3	10-10	13,511	Randolph	19	Leuer/Randolph	12	Nelson/Nicholson	19
Dec 11	OKLAHOMA CITY	L	100	116	5-8	5-3	10-11	16,345	Conley	20	Randolph	8	Westbrook	27
Dec 13	at New Orleans	L	98	104	5-8	5-4	10-12	15,516	Leuer	19	Randolph	10	Gordon	25
Dec 15	MINNESOTA	L	93	101	5-9	5-4	10-13	15,417	Conley	28	Randolph	12	Love	30
Dec 17	LA LAKERS	L	92	96	5-10	5-4	10-14	17,217	Randolph	18	Randolph	16	Bryant/Gasol	21
Dec 18	at Dallas	L	91	105	5-10	5-5	10-15	19,425	Allen	16	Allen	11	Nowitzki	20
Dec 21	at New York	W	95	87	5-10	6-5	11-15	19,812	Randolph	25	Randolph	15	Anthony	30
Dec 23	UTAH	W	104	94	6-10	6-5	12-15	16,665	Randolph	22	Randolph	10	Burke/Jefferson	18
Dec 26	at Houston	L	92	100	6-10	6-6	12-16	18,201	Randolph	23	Randolph	17	Harden	27
Dec 28	DENVER	W	120	99	7-10	6-6	13-16	17,017	Randolph	20	Koufos	12	Lawson	20
Dec 30	CHICAGO	L	91	95	7-11	6-6	13-17	17,668	Conley	26	Johnson/Randolph	10	Butler	26
Jan 2	at Phoenix	W	99	91	7-11	7-6	14-17	14,844	Randolph	20	Randolph	15	Dragic	33
Jan 3	at Denver	L	108	111	7-11	7-7	14-18	17,608	Randolph	25	Randolph	13	Lawson	18
Jan 5	at Detroit	W	112	84	7-11	8-7	15-18	14,134	Leuer	23	Randolph	16	Monroe	19
Jan 7	SAN ANTONIO	L	108	110 (ot)	7-12	8-7	15-19	15,916	Conley	30	Leuer	9	Duncan	24
Jan 10	PHOENIX	W	104	99	8-12	8-7	16-19	17,049	Conley	31	Davis	17	Dragic	21
Jan 12	ATLANTA	W	108	101	9-12	8-7	17-19	16,841	Conley	21	Randolph	12	Millsap	21
Jan 14	OKLAHOMA CITY	W	90	87	10-12	8-7	18-19	17,177	Lee	24	Randolph	13	Durant	37
Jan 15	at Milwaukee	W	99	90	10-12	9-7	19-19	11,379	Conley/Johnson	15	Davis	9	Knight	27
Jan 17	SACRAMENTO	W	91	90	11-12	9-7	20-19	16,212	Conley	25	Randolph	9	Cousins	22
Jan 20	NEW ORLEANS	L	92	95	11-13	9-7	20-20	17,485	Randolph	23	Randolph	20	Davis	27
Jan 24	at Houston	W	88	87	11-13	10-7	21-20	16,998	Lee	19	Randolph	8	Parsons	34
Jan 25	HOUSTON	W	99	81	12-13	10-7	22-20	17,512	Conley	17	Randolph	17	Harden	16
Jan 28	at Portland	W	98	81	12-13	11-7	23-20	19,385	Randolph	23	Randolph	10	Aldridge	27
Jan 29	at Sacramento	W	99	89	12-13	12-7	24-20	15,195	Conley	27	Randolph	7	Thomas	24
Jan 31	at Minnesota	W	94	90	12-13	13-7	25-20	17,429	Randolph	26	Randolph	12	Love	28
Feb 1	MILWAUKEE	W	99	90	13-13	13-7	26-20	17,017	Randolph	23	Randolph	10	Knight	23
Feb 3	at Oklahoma City	L	77	86	13-13	13-8	26-21	18,203	Gasol/Randolph	13	Randolph	13	Durant	31
Feb 5	DALLAS	L	96	110	13-14	13-8	26-22	16,118	Randolph	25	Randolph	9	Nowitzki	26
Feb 8	at Atlanta	W	79	76	13-14	14-8	27-22	15,190	Randolph	20	Gasol	8	Millsap	20
Feb 9	at Cleveland	L	83	91 (ot)	13-14	14-9	27-23	16,484	Calathes	17	Gasol	9	Irving	28
Feb 11	WASHINGTON	W	92	89	14-14	14-9	28-23	15,613	Calathes/Gasol	18	Randolph	10	Beal	37
Feb 12	at Orlando	W	86	81	14-14	15-9	29-23	15,310	Randolph	20	Lee	6	Harris/Vucevic	13
Feb 18	NEW YORK	W	98	93	15-14	15-9	30-23	17,317	Conley	22	Randolph	8	Hardaway Jr.	23
Feb 21	LA CLIPPERS	W	102	96	16-14	15-9	31-23	17,963	Randolph	21	Randolph	11	Griffin	28
Feb 22	at Charlotte	L	89	92	16-14	15-10	31-24	18,317	Conley	16	Randolph	11	Walker	31
Feb 26	LA LAKERS	W	108	103	17-14	15-10	32-24	16,989	Lee	18	Gasol	12	Meeks	19
Feb 28	at Oklahoma City	L	107	113	17-14	15-11	32-25	18,203	Miller	19	Randolph	10	Durant	37
Mar 1	CLEVELAND	W	110	96	18-14	15-11	33-25	17,011	Randolph	23	Randolph	14	Irving	28
Mar 3	at Washington	W	110	104	18-14	16-11	34-25	14,065	Prince	21	Randolph	10	Wall	23
Mar 5	at Brooklyn	L	94	103	18-14	16-12	34-26	17,053	Leuer	19	Koufos	8	Johnson	21
Mar 7	at Chicago	W	85	77	18-14	17-12	35-26	21,318	Gasol	18	Randolph	11	Gibson	18
Mar 8	CHARLOTTE	W	111	89	19-14	17-12	36-26	17,298	Conley	20	Koufos	10	Jefferson	17
Mar 11	PORTLAND	W	109	99	20-14	17-12	37-26	17,391	Gasol	19	Randolph	12	Lillard	32
Mar 12	at New Orleans	W	90	88	20-14	18-12	38-26	16,513	Conley	16	Gasol/Randolph	9	Davis	29
Mar 14	at Toronto	L	86	99	20-14	18-13	38-27	18,465	Randolph	16	Calathes/Randolph	8	Valanciunas	23
Mar 15	at Philadelphia	W	103	77	20-14	19-13	39-27	15,164	Conley	19	Davis	11	Carter-Williams	23
Mar 19	UTAH	W	96	86	21-14	19-13	40-27	17,011	Randolph	21	Randolph	11	Burke/Burks/Hayward	16
Mar 21	at Miami	L	86	91	21-14	19-14	40-28	20,007	Randolph	25	Randolph	14	Allen	18
Mar 22	INDIANA	W	82	71	22-14	19-14	41-28	18,119	Conley	21	Randolph	13	Stephenson	15
Mar 24	MINNESOTA	W	109	92	23-14	19-14	42-28	17,784	Conley	23	Gasol	12	Love	16
Mar 26	at Utah	W	91	87	23-14	20-14	43-28	19,081	Randolph	22	Randolph	13	Favors	22
Mar 28	at Golden State	L	93	100	23-14	20-15	43-29	19,596	Randolph	21	Gasol/Randolph	7	Curry	33
Mar 30	at Portland	L	98	105	23-14	20-16	43-30	19,994	Randolph	21	Randolph	7	Aldridge	28
Mar 31	at Denver	W	94	92	23-14	21-16	44-30	14,570	Randolph	20	Randolph	11	Mozgov	23
Apr 2	at Minnesota	L	88	102	23-14	21-17	44-31	12,009	Gasol	18	Gasol	7	Love	24
Apr 4	DENVER	W	100	92	24-14	21-17	45-31	17,011	Gasol	24	Randolph	15	Foye	21
Apr 6	at San Antonio	L	92	112	24-14	21-18	45-32	18,581	Johnson	20	Gasol/Randolph	6	Ginobili/Leonard	26
Apr 9	MIAMI	W	107	102	25-14	21-18	46-32	18,119	Conley	26	Gasol	14	James	37
Apr 11	PHILADELPHIA	W	117	95	26-14	21-18	47-32	17,456	Gasol	21	Randolph	11	Wroten/Young	18
Apr 13	at LA Lakers	W	102	90	26-14	22-18	48-32	18,997	Conley	24	Gasol	15	Meeks	20
Apr 14	at Phoenix	W	97	91	26-14	23-18	49-32	18,422	Randolph	32	Randolph	9	Mark. Morris	21
Apr 16	DALLAS	W	106	105 (ot)	27-14	23-18	50-32	17,323	Randolph	27	Randolph	14	Nowitzki	30

2012-13 MEMPHIS GRIZZLIES (56-26)

Back Row, standing (L-R): Henry Bibby, David Joerger, Mitchell Anderson, Tayshaun Prince, Jon Leuer, Dexter Pittman, Marc Gasol, Austin Daye, Zach Randolph, Darrell Arthur, Bob Thornton, Lloyd Pierce, Barry Hecker **Front Row, sitting (L-R):** Quincy Pondexter, Tony Wroten, Mike Conley, Lionel Hollins, Jerryd Bayless, Keyon Dooling, Tony Allen

				--Field Goals--			--3-Point FG--			-Free Throws-			--Rebounds--									
Player	**G**	**GS**	**Min**	**FG**	**FGA**	**Pct**	**FG**	**FGA**	**Pct**	**FT**	**FTA**	**Pct**	**Off**	**Def**	**Tot**	**Ast**	**PF**	**Dq**	**Stl**	**TO**	**Blk**	**Pts**	**Avg**
Gay	42	42	1541	281	688	.408	40	129	.310	121	156	.776	56	193	249	108	87	1	56	104	31	723	17.2
Randolph	76	75	2607	471	1024	.460	2	23	.087	225	300	.750	310	544	854	108	180	0	61	150	31	1169	15.4
Conley	80	80	2757	414	940	.440	106	294	.361	234	282	.830	43	182	225	487	171	0	174	189	24	1168	14.6
Gasol	80	80	2796	429	869	.494	1	14	.071	268	316	.848	184	438	622	318	255	2	80	157	139	1127	14.1
Allen	79	79	2109	284	638	.445	3	24	.125	134	187	.717	121	242	363	98	211	1	119	94	44	705	8.9
Prince	37	36	1174	144	336	.429	15	41	.366	22	37	.595	29	126	155	85	41	0	27	35	12	325	8.8
Bayless	80	4	1765	260	621	.419	71	201	.353	102	122	.836	22	154	176	264	168	1	59	120	17	693	8.7
Davis	36	4	544	74	143	.517	0	0	---	37	65	.569	57	103	160	8	80	0	13	18	47	185	5.1
Speights	40	2	579	106	247	.429	2	5	.400	48	67	.716	76	113	189	18	86	0	10	35	27	262	6.
Pondexter	59	1	1243	128	299	.428	60	152	.395	59	75	.787	43	89	132	61	95	0	35	42	6	375	6.4
Arthur	59	3	970	162	359	.451	5	18	.278	33	46	.717	68	101	169	33	126	1	24	43	33	362	6.1
Ellington	40	4	676	81	199	.407	41	97	.423	15	16	.938	5	47	52	42	38	0	16	24	1	218	5.5
Dooling	7	0	82	10	21	.476	5	12	.417	6	7	.857	0	1	1	8	8	0	1	5	0	31	4.4
Daye	31	0	328	47	111	.423	20	58	.345	11	16	.688	6	54	60	21	39	0	9	16	14	125	4.0
Johnson	8	0	102	11	25	.440	6	18	.333	1	2	.500	5	6	11	2	5	0	4	3	0	29	3.6
Wroten	35	0	272	33	86	.384	4	16	.250	21	29	.724	13	15	28	43	34	0	8	29	4	91	2.6
Selby	10	0	59	6	22	.273	1	6	.167	7	11	.636	0	5	5	4	7	0	2	7	0	20	2.0
Leuer	19	0	96	15	24	.625	0	0	---	4	7	.571	8	16	24	3	10	0	4	3	0	34	1.8
Haddadi	13	0	87	7	21	.333	0	0	---	1	2	.500	10	14	24	4	15	0	1	4	6	15	1.
Pittman	7	0	20	1	6	.167	0	0	---	0	3	.000	3	2	5	0	4	0	0	1	0	2	0.3
GRIZZLIES	**82**	**-**	**19805**	**2964**	**6679**	**.444**	**382**	**1108**	**.345**	**1349**	**1746**	**.773**	**1059**	**2445**	**3504**	**1715**	**1660**	**6**	**703**	**1144**	**436**	**7659**	**93.4**
OPPONENTS	**82**	**-**	**19805**	**2748**	**6312**	**.435**	**504**	**1489**	**.338**	**1319**	**1763**	**.748**	**845**	**2359**	**3204**	**1599**	**1643**	**13**	**600**	**1268**	**450**	**7319**	**89.3**

QUICK FACTS

- Memphis set franchise records for overall wins (56), overall winning percentage (.683), home wins (32), road wins (24) and road winning percentage (.585), advancing to the Western Conference Finals for the first time in team history.
- As the fifth seed in the Western Conference Playoffs, the Grizzlies won two playoff series as the lower-seeded team, defeating the Los Angeles Clippers in the first round and ousting the top-seeded Oklahoma City Thunder in the conference semifinals before being eliminated by the San Antonio Spurs in the conference finals.
- Memphis finished second in the Southwest Division for the second consecutive season.
- The Grizzlies allowed a league-best 89.3 points per game to opponents, becoming the first NBA team to hold opponents under 90 points per game since the 2005-06 season.
- **Zach Randolph** earned his second career All-Star selection, becoming the first Grizzlies player to make multiple All-Star appearances.
- **Marc Gasol** was named the 2012-13 NBA Defensive Player of the Year and selected to the All-NBA Second Team and the NBA All-Defensive Second Team, all career firsts.
- **Tony Allen** was selected to his second consecutive NBA All-Defensive First Team, while **Mike Conley** earned NBA All-Defensive Second Team honors after leading the NBA in total steals (franchise-record 174).
- The Grizzlies announced the sale of the team to an investment group led by **Robert J. Pera** on Oct. 31, 2012.

NBA STATISTICAL RANKINGS

Category	Memphis		Opponents	
Points per game	95.0	20th	93.0	5th
Field Goal Pct.	.447	16th	.444	12th
Free Throw Pct.	.759	13th	.764	25th
3-Pt. Field Goal Pct.	.326	25th	.345	11th
Offensive Rebounds Per Game	12.59	5th	11.05	12th
Defensive Rebounds Per Game	29.45	26th	29.61	8th
Rebounds Per Game	42.0	16th	40.7	7th

Category	Memphis		Opponents	
Assists Per Game	19.55	T-24th	19.30	4th
Steals Per Game	9.56	1st	7.85	16th
Turnovers Per Game	14.47	T-14th	17.12	1st
Blocks Per Game	5.23	12th	5.50	22th
Personal Fouls Per Game	19.94	12th	19.32	13th
Disqualifications	7	T-18th	8	T-10th
Points Per Game Differential	+2.0	12th		

Date	Opponent		Mem	Opp	Hm	Rd	Tot	Atten	Grizzlies Top Scorer		Grizzlies Top Rebounder		Opponent Top Scorer	
Oct 31	at LA Clippers	L	92	101	0-0	0-1	0-1	19,060	Gay	25	Randolph	16	Crawford	29
Nov 2	at Golden State	W	104	94	0-0	1-1	1-1	19,596	Conley/Gasol	21	Randolph	14	Curry	26
Nov 5	UTAH	W	103	94	1-0	1-1	2-1	17,401	Gasol	22	Randolph	18	Hayward	19
Nov 7	at Milwaukee	W	108	90	1-0	2-1	3-1	11,465	Randolph/Speights	18	Randolph	13	Jennings	19
Nov 9	HOUSTON	W	93	85	2-0	2-1	4-1	16,087	Gay	21	Randolph	14	Parsons	19
Nov 11	MIAMI	W	104	86	3-0	2-1	5-1	18,119	Ellington	25	Randolph	12	Bosh	22
Nov 14	at Oklahoma City	W	107	97	3-0	3-1	6-1	18,203	Gay	28	Randolph	11	Durant	34
Nov 16	NEW YORK	W	105	95	4-0	3-1	7-1	17,516	Gasol	24	Randolph	15	Anthony	20
Nov 17	at Charlotte	W	94	87	4-0	4-1	8-1	16,541	Conley	20	Randolph	12	Mullens	18
Nov 19	DENVER	L	92	97	4-1	4-1	8-2	15,111	Gay	22	Randolph	13	Gallinari	26
Nov 23	LA LAKERS	W	106	98	5-1	4-1	9-2	18,119	Gay	21	Randolph	12	Bryant	30
Nov 26	CLEVELAND	W	84	78	6-1	4-1	10-2	13,485	Gasol/Randolph	19	Randolph	8	Varejao/Waiters	15
Nov 28	TORONTO	W	103	82	7-1	4-1	11-2	14,603	Speights	12	Randolph	13	DeRozan	16
Nov 30	DETROIT	W	90	78	8-1	4-1	12-2	16,732	Gay	18	Gasol	11	Monroe	17
Dec 1	at San Antonio	L	95	99 (ot)	8-1	4-2	12-3	18,581	Gasol	20	Randolph	15	Parker	30
Dec 4	PHOENIX	W	108	98 (ot)	9-1	4-2	13-3	14,481	Randolph	38	Randolph	22	Dragic	19
Dec 7	at New Orleans	W	96	89	9-1	5-2	14-3	13,698	Gay	28	Gasol	9	Anderson/Rivers/Roberts	15
Dec 8	ATLANTA	L	83	93	9-2	5-2	14-4	17,612	Gasol/Randolph	18	Randolph	13	Smith	24
Dec 12	at Phoenix	L	80	82	9-2	5-3	14-5	13,093	Gay	21	Gay	11	Brown/Dudley	15
Dec 14	at Denver	L	96	99	9-2	5-4	14-6	16,367	Gay	21	Gasol	9	Iguodala	20
Dec 15	at Utah	W	99	86	9-2	6-4	15-6	18,183	Randolph	25	Randolph	16	Jefferson	21
Dec 17	CHICAGO	W	80	71	10-2	6-4	16-6	17,305	Conley	17	Randolph	15	Boozer	16
Dec 19	MILWAUKEE	W	90	80	11-2	6-4	17-6	16,007	Randolph	15	Randolph	17	Jennings	26
Dec 21	DALLAS	W	92	82	12-2	6-4	18-6	17,677	Gay	26	Randolph	13	Carter/Marion	14
Dec 22	at Houston	L	96	121	12-2	6-5	18-7	18,029	Conley	16	Randolph	10	Harden	31
Dec 26	PHILADELPHIA	L	89	99	12-3	6-5	18-8	16,055	Randolph	23	Randolph	9	Wright	28
Dec 29	DENVER	W	81	72	13-3	6-5	19-8	17,707	Gay	19	Speights	10	Brewer/Igouldala/McGee	12
Dec 31	at Indiana	L	83	88	13-3	6-6	19-9	14,979	Randolph	21	Randolph	15	George	21
Jan 2	at Boston	W	93	83	13-3	7-6	20-9	18,624	Conley	23	Randolph	8	Pierce	17
Jan 4	PORTLAND	L	84	86	13-4	7-6	20-10	15,823	Speights	22	Speights	13	Matthews	21
Jan 6	at Phoenix	W	92	81	13-4	8-6	21-10	13,197	Randolph	21	Gasol	12	Tucker	17
Jan 7	at Sacramento	W	113	81	13-4	9-6	22-10	11,531	Ellington	26	Randolph	7	Salmons	17
Jan 9	at Golden State	W	94	87	13-4	10-6	23-10	19,596	Randolph	19	Randolph	12	Curry	24
Jan 11	SAN ANTONIO	W	101	98 (ot)	14-4	10-6	24-10	17,685	Gay	23	Randolph	10	Parker	30
Jan 12	at Dallas	L	83	104	14-4	10-7	24-11	19,984	Gay	12	Arthur	9	Marion	20
Jan 14	LA CLIPPERS	L	73	99	14-5	10-7	24-12	15,837	Randolph	15	Randolph	12	Barnes/Crawford	16
Jan 16	at San Antonio	L	82	103	14-5	10-8	24-13	18,581	Gay	17	Gay	8	Duncan	19
Jan 18	SACRAMENTO	W	85	69	15-5	10-8	25-13	15,910	Conley	19	Gasol	10	Cousins	22
Jan 19	at Chicago	W	85	82 (ot)	15-5	11-8	26-13	22,124	Gasol	19	Randolph	19	Butler	18
Jan 21	INDIANA	L	81	82	15-6	11-8	26-14	17,508	Ellington	17	Allen/Gay	8	West	14
Jan 23	LA LAKERS	W	106	93	16-6	11-8	27-14	17,984	Arthur	20	Gay	11	Bryant	29
Jan 25	BROOKLYN	W	101	77	17-6	11-8	28-14	16,911	Gasol	20	Gasol/Randolph	9	Lopez	18
Jan 27	NEW ORLEANS	L	83	89	17-7	11-8	28-15	16,277	Randolph	20	Randolph	13	Anderson	22
Jan 28	at Philadelphia	W	103	100	17-7	12-8	29-15	15,448	Gasol	27	Randolph	12	Turner	27
Jan 31	at Oklahoma City	L	89	106	17-7	12-9	29-16	18,203	Bayless	23	Randolph	19	Durant	27
Feb 1	WASHINGTON	W	85	76	18-7	12-9	30-16	15,017	Conley	18	Gasol	15	Nene	14
Feb 5	PHOENIX	L	90	96	18-8	12-9	30-17	14,933	Bayless	29	Randolph	13	Gortat	20
Feb 6	at Atlanta	L	92	103	18-8	12-10	30-18	13,198	Randolph	20	Gasol	10	Teague	22
Feb 8	GOLDEN STATE	W	99	93	19-8	12-10	31-18	16,701	Gasol	20	Randolph	12	Curry	32
Feb 10	MINNESOTA	W	105	88	20-8	12-10	32-18	16,023	Prince	18	Gasol	9	Ridnour/Rubio	17
Feb 12	SACRAMENTO	W	108	101	21-8	12-10	33-18	14,722	Gasol	24	Gasol	12	Cousins	23
Feb 19	at Detroit	W	105	91	21-8	13-10	34-18	13,481	Conley	19	Randolph	10	Jerebko/Knight	13
Feb 20	at Toronto	W	88	82	21-8	14-10	35-18	19,800	Conley/Randolph	17	Randolph	18	Anderson	19
Feb 22	ORLANDO	W	88	82	22-8	14-10	36-18	17,669	Gasol	19	Randolph	14	Afflalo	20
Feb 24	at Brooklyn	W	76	72	22-8	15-10	37-18	17,098	Randolph	16	Randolph	14	Williams	24
Feb 27	DALLAS	W	90	84	23-8	15-10	38-18	16,017	Randolph	22	Gasol	12	Marion	16
Mar 1	at Miami	L	91	98	23-8	15-11	38-19	20,128	Gasol	24	Gasol/Randolph	9	Wade	22
Mar 3	at Orlando	W	108	82	23-8	16-11	39-19	16,020	Prince	14	Davis	10	Afflalo/Moore/Nicholson	12
Mar 6	PORTLAND	W	91	85	24-8	16-11	40-19	16,214	Gasol	23	Gasol	12	Lillard	20
Mar 8	at Cleveland	W	103	92	24-8	17-11	41-19	17,032	Gasol	22	Davis	9	Irving	24
Mar 9	NEW ORLEANS	W	96	85	25-8	17-11	42-19	17,501	Conley	22	Davis	9	Davis	20
Mar 12	at Portland	W	102	97	25-8	18-11	43-19	18,754	Gasol	20	Randolph	10	Aldridge	28
Mar 13	at LA Clippers	W	96	85	25-8	19-11	44-19	19,316	Gasol	21	Randolph	8	Paul	24
Mar 15	at Denver	L	80	87	25-8	19-12	44-20	19,408	Randolph	18	Randolph	18	Koufos	18
Mar 16	at Utah	L	84	90	25-8	19-13	44-21	17,122	Bayless	24	Allen/Randolph	9	Hayward	17
Mar 18	MINNESOTA	W	92	77	26-8	19-13	45-21	16,378	Conley	20	Prince	14	Shved	12
Mar 20	OKLAHOMA CITY	W	90	89 (ot)	27-8	19-13	46-21	18,119	Conley	24	Randolph	18	Durant	32
Mar 22	at New Orleans	L	83	90	27-8	19-14	46-22	16,494	Conley	20	Randolph	9	Lopez	23
Mar 23	BOSTON	W	110	106	28-8	19-14	47-22	18,119	Bayless	30	Randolph	11	Pierce	26
Mar 25	at Washington	L	94	107	28-8	19-15	47-23	17,868	Conley	23	Davis/Randolph	7	Wall	47
Mar 27	at New York	L	101	108	28-8	19-16	47-24	19,033	Conley	26	Allen	10	Smith	35
Mar 29	HOUSTON	W	103	94	29-8	19-16	48-24	18,119	Gasol/Randolph	21	Randolph	12	Motiejunas/Parsons	16
Mar 31	at Minnesota	W	99	86	29-8	20-16	49-24	13,680	Gasol	21	Gasol	8	Rubio	23
Apr 1	SAN ANTONIO	W	92	90	30-8	20-16	50-24	16,642	Conley	23	Randolph	10	Parker	25
Apr 3	at Portland	W	94	78	30-8	21-16	51-24	19,275	Conley	20	Davis	10	Hickson/Lillard	17
Apr 5	at LA Lakers	L	84	86	30-8	21-17	51-25	18,997	Conley	21	Gasol	8	Bryant	24
Apr 7	at Sacramento	W	89	87	30-8	22-17	52-25	15,205	Conley	25	Gasol	10	Cousins	22
Apr 9	CHARLOTTE	W	94	75	31-8	22-17	53-25	16,591	Conley	20	Randolph	13	Walker	19
Apr 12	at Houston	W	82	78	31-8	23-17	54-25	18,163	Gasol/Randolph	15	Gasol	12	Harden	30
Apr 13	LA CLIPPERS	L	87	91	31-9	23-17	54-26	18,119	Gasol	18	Gasol	15	Jordan	16
Apr 15	at Dallas	W	103	97	31-9	24-17	55-26	19,833	Bayless	19	Davis	11	Nowitzki	26
Apr 17	UTAH	W	86	70	32-9	24-17	56-26	16,777	Randolph	25	Randolph	19	Jefferson	22

2011-12 MEMPHIS GRIZZLIES (41-25)

Back Row, standing (L-R): Charles Sweeney, Jason March, Dana Davis, Drew Graham, Barry Hecker, Mitchell Anderson, David Joerger, Dante Cunningham, Rudy Gay, Marreese Speights, Hamed Haddadi, Marc Gasol, Zach Randolph, Darrell Arthur, Bob Thornton, Kelly Lambert, Lloyd Pierce, Henry Bibby, Jim Scholler, Gary Schmidt, Vince Ford **Front Row, sitting (L-R):** Quincy Pondexter, O.J. Mayo, Mike Conley, Lionel Hollins, Jeremy Pargo, Gilbert Arenas, Tony Allen **Not Pictured:** Josh Selby

				--Field Goals--			--3-Point FG--			-Free Throws-			--Rebounds--									
Player	**G**	**GS**	**Min**	**FG**	**FGA**	**Pct**	**FG**	**FGA**	**Pct**	**FT**	**FTA**	**Pct**	**Off**	**Def**	**Tot**	**Ast**	**PF**	**Dq**	**Stl**	**TO**	**Blk**	**Pts**	**Avg**
Gay	65	65	2422	485	1067	.455	54	173	.312	208	263	.791	130	287	417	147	138	1	95	161	55	1232	19.0
Gasol	65	65	2370	357	740	.482	1	12	.083	237	317	.748	120	459	579	204	201	0	62	121	121	952	14.6
Conley	62	61	2174	296	684	.433	60	159	.377	136	158	.861	22	134	156	404	133	1	136	125	11	788	12.7
Mayo	66	0	1771	300	736	.408	100	275	.364	133	172	.773	30	180	210	169	137	2	71	124	23	833	12.6
Randolph	28	8	735	132	285	.463	2	8	.250	58	88	.659	78	147	225	48	57	0	21	40	4	324	11.6
Allen	58	57	1525	210	448	.469	8	26	.308	140	175	.800	98	135	233	79	142	0	104	94	33	568	9.8
Speights	60	54	1345	221	488	.453	0	3	.000	84	109	.771	133	241	374	48	147	2	21	74	29	526	8.8
Cunningham	64	5	1124	144	279	.516	0	2	.000	45	69	.652	91	155	246	37	98	0	42	29	34	333	5.2
Arenas	17	0	211	26	64	.406	13	39	.333	7	10	.700	2	16	18	18	35	0	11	12	1	72	4.2
Pondexter	64	8	1002	108	239	.452	22	73	.301	33	53	.623	55	71	126	27	90	0	27	30	5	271	4.2
Young	21	2	240	32	83	.386	0	9	.000	10	12	.833	14	27	41	9	12	0	11	9	2	74	3.5
Hudson	3	0	20	3	11	.273	1	3	.333	2	3	.667	0	0	0	1	0	0	0	2	0	9	3.0
Pargo	44	5	424	50	150	.333	10	38	.263	16	27	.593	12	25	37	55	46	0	15	46	0	126	2.9
Selby	28	0	237	25	72	.347	2	15	.133	11	14	.786	2	13	15	30	17	0	7	29	0	63	2.3
Haddadi	35	0	206	26	48	.542	0	1	.000	18	26	.692	28	43	71	8	43	1	1	21	26	70	2.0
Davis	15	0	130	10	27	.370	4	13	.308	4	8	.500	16	11	27	6	19	0	7	3	1	28	1.9
Skinner	1	0	4	0	1	.000	0	0	---	0	0	---	0	0	0	0	1	0	0	0	0	0	0.0
GRIZZLIES	**66**		**15940**	**2425**	**5422**	**.447**	**277**	**849**	**.326**	**1142**	**1504**	**.759**	**831**	**1944**	**2775**	**1290**	**1316**	**7**	**631**	**955**	**345**	**6269**	**95.0**
OPPONENTS	**66**		**15940**	**2278**	**5132**	**.444**	**417**	**1209**	**.345**	**1163**	**1522**	**.764**	**729**	**1954**	**2683**	**1274**	**1275**	**8**	**518**	**1130**	**363**	**6136**	**93.0**

QUICK FACTS

- Memphis set a franchise record for both regular season winning percentage (.621) and home winning percentage (.788), finishing the season with a franchise-record tying 11-game home winning streak.
- The Grizzlies clinched the fourth seed in the Western Conference Playoffs and hosted a postseason matchup, a seven-game series with the Los Angeles Clippers, for the first time in team history.
- Memphis led the league in steals (9.6) and forced turnovers (17.1) for the second consecutive season, becoming the first team to pace the NBA in both categories in back-to-back seasons since the 1995-96 and 1996-97 Seattle SuperSonics.
- The Grizzlies finished second in the Southwest Division, earning their highest end-of-season rank in the division.
- **Lionel Hollins** guided Memphis to a 24-14 record without last season's leading scorer and rebounder **Zach Randolph**, who was sidelined after sustaining a torn right MCL on Jan. 1 at Chicago.
- **Tony Allen** earned NBA All-Defensive First Team honors for the first time in his career, becoming the first Grizzlies player ever to be named to the All-Defensive First Team.
- **Marc Gasol** was named to his first career All-Star Game, marking the Grizzlies' third All-Star selection.
- **Mike Conley** set the franchise record for steals per game (2.19) and finished second in the league in the category.

NBA STATISTICAL RANKINGS

Category	Memphis		Opponents	
Points per game	95.0	20th	93.0	5th
Field Goal Pct.	.447	16th	.444	12th
Free Throw Pct.	.759	13th	.764	25th
3-Pt. Field Goal Pct.	.326	25th	.345	11th
Offensive Rebounds Per Game	12.59	5th	11.05	12th
Defensive Rebounds Per Game	29.45	26th	29.61	8th
Rebounds Per Game	42.0	16th	40.7	7th

Category	Memphis		Opponents	
Assists Per Game	19.55	T-24th	19.30	4th
Steals Per Game	9.56	1st	7.85	16th
Turnovers Per Game	14.47	T-14th	17.12	1st
Blocks Per Game	5.23	12th	5.50	22th
Personal Fouls Per Game	19.94	12th	19.32	13th
Disqualifications	7	T-18th	8	T-10th
Points Per Game Differential	+2.0	12th		

Date	Opponent		Mem	Opp	Hm	Rd	Tot	Atten	Grizzlies Top Scorer		Grizzlies Top Rebounder		Opponent Top Scorer	
Dec 26	at San Antonio	L	82	95	0-0	0-1	0-1	18,581	Gay	19	Gay	10	Ginobili	24
Dec 28	OKLAHOMA CITY	L	95	98	0-1	0-1	0-2	18,119	Randolph	24	Gasol/Gay/Randolph	12	Durant	32
Dec 30	HOUSTON	W	113	93	1-1	0-1	1-2	16,069	Randolph	23	Randolph	9	Martin	21
Jan 1	at Chicago	L	64	104	1-1	0-2	2-2	22,763	Davis/Young	10	Gasol	10	Boozer/Brewer	17
Jan 3	SACRAMENTO	W	113	96	2-1	0-2	3-2	12,391	Gay	23	Gasol	15	Fredette	17
Jan 4	at Minnesota	W	90	86	2-1	1-2	3-3	17,404	Allen	20	Gasol	10	Love	27
Jan 6	at Utah	L	85	94	2-1	1-3	3-4	19,503	Allen/Gasol	21	Gasol	11	Jefferson	20
Jan 8	at L.A. Lakers	L	82	90	2-1	1-4	3-5	18,997	Gay	19	Gasol	11	Bryant	26
Jan 10	OKLAHOMA CITY	L	95	100	2-2	1-4	3-6	13,601	Gasol	20	Gasol	14	Westbrook	30
Jan 12	NEW YORK	W	94	83	3-2	1-4	4-6	15,324	Gay	26	Gasol	12	Anthony/Walker	14
Jan 14	NEW ORLEANS	W	108	99	4-2	1-4	5-6	14,983	Gay	23	Gasol	11	Jack	23
Jan 16	CHICAGO	W	102	86	5-2	1-4	6-6	18,119	Gay	24	Speights	12	Deng	20
Jan 18	at New Orleans	W	93	87	5-2	2-4	7-6	12,045	Gasol	22	Gasol	12	Jack	27
Jan 20	at Detroit	W	98	81	5-2	3-4	8-6	10,255	Gay	24	Gasol	6	Knight	22
Jan 21	SACRAMENTO	W	128	95	6-2	3-4	9-6	16,562	Gay	23	Speights	15	Greene	21
Jan 23	at Golden State	W	91	90	6-2	4-4	10-6	17,549	Gay	23	Gasol	11	Ellis	20
Jan 24	at Portland	L	84	97	6-2	4-5	10-7	20,602	Mayo	20	Speights	6	Aldridge	23
Jan 26	at L.A. Clippers	L	91	98	6-2	4-6	10-8	19,275	Gay	24	Gasol	11	Griffin	20
Jan 28	at Phoenix	L	84	86	6-2	4-7	10-9	14,903	Gasol/Gay	18	Gasol	13	Nash	21
Jan 30	SAN ANTONIO	L	73	83	6-3	4-7	10-10	15,118	Mayo	17	Gasol	12	Bonner	15
Jan 31	DENVER	W	100	97 (ot)	7-3	4-7	11-10	13,651	Gasol/Gay	20	Gasol/Gay	13	Harrington	23
Feb 2	at Atlanta	W	96	77	7-3	5-7	12-10	14,211	Gay	21	Gasol	13	Smith	11
Feb 3	at Oklahoma City	L	94	101	7-3	5-8	12-11	18,203	Gasol	24	Gay	13	Durant	36
Feb 5	at Boston	L	80	98	7-3	5-9	12-12	18,624	Gay	21	Cunningham	12	Garnett	24
Feb 6	SAN ANTONIO	L	84	89	7-4	5-9	12-13	13,527	Gasol	22	Gasol	8	Parker	21
Feb 8	MINNESOTA	W	85	80	8-4	5-9	13-13	13,287	Gay	19	Speights	15	Barea	17
Feb 10	INDIANA	W	98	92	9-4	5-9	14-13	16,281	Gay	21	Speights	9	West	22
Feb 12	UTAH	L	88	98	9-5	5-9	14-14	14,234	Gay	22	Speights	11	Hayward	23
Feb 14	HOUSTON	W	93	83	10-5	5-9	15-14	13,042	Conley	21	Gay	8	Lowry	24
Feb 15	at New Jersey	W	105	100	10-5	6-9	16-14	10,885	Gay	25	Speights	18	D. Williams	26
Feb 17	DENVER	W	103	102	11-5	6-9	17-14	15,201	Gay	20	Gasol	14	Brewer	26
Feb 18	GOLDEN STATE	W	104	103	12-5	6-9	18-14	17,151	Gay	19	Gasol	13	Curry	36
Feb 20	at Houston	L	93	97	12-5	6-10	18-15	12,525	Gay	23	Gasol/Gay/Speights	7	Lowry	24
Feb 21	PHILADELPHIA	W	89	76	13-5	6-10	19-15	14,258	Gasol	15	Gasol	14	Holiday	22
Feb 29	DALLAS	W	96	85	14-5	6-10	20-15	17,023	Gasol	22	Gasol	11	Terry	18
Mar 2	at Toronto	W	102	99	14-5	7-10	21-15	17,168	Gay	23	Gay	12	Bayless	18
Mar 3	DETROIT	W	100	83	15-5	7-10	22-15	17,569	Gasol/Mayo	17	Gasol	9	Stuckey	20
Mar 7	at Golden State	W	110	92	15-5	8-10	23-15	19,171	Gay	26	Gasol/Gay	12	Ellis/Thompson	16
Mar 10	at Phoenix	L	91	98	15-5	8-11	23-16	16,350	Gasol	21	Gasol	8	Dudley	19
Mar 11	at Denver	W	94	91	15-5	9-11	24-16	17,737	Mayo	22	Speights	9	Brewer/Harrington/Nene	15
Mar 13	L.A. LAKERS	L	111	116(2ot)	15-6	9-11	24-17	18,119	Speights	25	Gasol	11	Bynum	37
Mar 16	TORONTO	L	110	114 (ot)	15-7	9-11	24-18	17,239	Gasol	28	Gay	11	Bayless	28
Mar 18	WASHINGTON	W	97	92	16-7	9-11	25-18	15,412	Gay	27	Gay/Randolph	9	Wall	25
Mar 20	at Sacramento	L	110	119	16-7	9-12	25-19	11,105	Gay	23	Gasol	10	Thornton	31
Mar 22	at Portland	L	93	97	16-7	9-13	25-20	20,636	Gasol	22	Gasol	9	Batum	24
Mar 24	at L.A. Clippers	L	85	101	16-7	9-14	25-21	19,060	Randolph	14	Gasol/Randolph	8	Griffin	20
Mar 25	at L.A. Lakers	W	102	96	16-7	10-14	26-21	18,997	Gay	18	Randolph	12	Bynum	30
Mar 27	MINNESOTA	W	93	86	17-7	10-14	27-21	14,769	Gay	21	Cunningham	14	Love	28
Mar 30	at Houston	L	89	98	17-7	10-15	27-22	16,884	Gay	20	Gasol	9	Dragic	25
Mar 31	at Milwaukee	W	99	95	17-7	11-15	28-22	17,106	Mayo	24	Gasol	15	Jennings	24
Apr 2	at Oklahoma City	W	94	88	17-7	12-15	29-22	18,203	Mayo	22	Speights	13	Durant	21
Apr 3	GOLDEN STATE	W	98	94	18-7	12-15	30-22	14,310	Mayo	19	Allen	7	Lee	22
Apr 4	at Dallas	L	85	95	18-7	12-16	30-23	20,233	Mayo	17	Gasol	10	Nowitzki	23
Apr 6	at Miami	W	97	82	18-7	13-16	31-23	20,008	Gay	17	Randolph	14	James	21
Apr 7	DALLAS	W	94	89	19-7	13-16	32-23	18,119	Gay	25	Randolph	11	Nowitzki	17
Apr 9	L.A. CLIPPERS	W	94	85	20-7	13-16	33-23	17,219	Gasol	18	Randolph	12	Paul	21
Apr 11	PHOENIX	W	104	93	21-7	13-16	34-23	15,239	Gay	32	Randolph	9	Gortat	19
Apr 12	at San Antonio	L	97	107	21-7	13-17	34-24	18,581	Gay	19	Randolph	11	Duncan	28
Apr 14	UTAH	W	103	98	22-7	13-17	35-24	17,190	Gay	26	Gay	12	Harris/Jefferson	20
Apr 15	at New Orleans	L	75	88	22-7	13-18	35-25	15,570	Gay	24	Randolph	13	Gordon	18
Apr 17	at Minnesota	W	91	84	22-7	14-18	36-25	16,709	Gay	28	Randolph	11	Barea	28
Apr 18	NEW ORLEANS	W	103	91	23-7	14-18	37-25	14,507	Gay	26	Randolph	6	Dyson	24
Apr 20	at Charlotte	W	85	80	23-7	15-18	38-25	13,428	Conley	20	Gay/Randolph	6	Henderson	32
Apr 21	PORTLAND	W	93	89	24-7	15-18	39-25	17,904	Gay	21	Speights	11	Hickson	23
Apr 23	CLEVELAND	W	109	101	25-7	15-18	40-25	15,504	Gasol/Speights	17	Speights	10	Irving	25
Apr 26	ORLANDO	W	88	76	26-7	15-18	41-25	17,215	Gasol	22	Randolph	12	Turkoglu	18

2010-11 MEMPHIS GRIZZLIES (46-36)

Back Row, standing (L-R): Damon Stoudamire, Gary Schmidt, Johnny Davis, Mitchell Anderson, Leon Powe, Rudy Gay, Zach Randolph, Hamed Haddadi, Marc Gasol, Darrell Arthur, Shane Battier, Sam Young, Drew Graham, Henry Bibby, David Joerger, Kelly Lambert, Barry Hecker. **Front Row, sitting (L-R):** Xavier Henry, Tony Allen, Ish Smith, Lionel Hollins, Mike Conley, O.J. Mayo, Greivis Vasquez.
Not Pictured: Jason Williams.

				--Field Goals--			--3-Point FG--			-Free Throws-			--Rebounds--									
Player	**G**	**GS**	**Min**	**FG**	**FGA**	**Pct**	**FG**	**FGA**	**Pct**	**FT**	**FTA**	**Pct**	**Off**	**Def**	**Tot**	**Ast**	**PF**	**Dq**	**Stl**	**TO**	**Blk**	**Pts**	**Avg**
Randolph	75	74	2724	598	1188	.503	8	43	.186	300	396	.758	326	588	914	163	175	0	63	151	25	1504	20.1
Gay	54	54	2152	409	869	.471	57	144	.396	194	241	.805	82	254	336	153	131	2	91	135	58	1069	19.8
Conley	81	81	2872	423	953	.444	80	217	.369	181	247	.733	32	215	247	528	182	0	144	176	18	1107	13.7
Gasol	81	81	2586	364	691	.527	3	7	.429	220	294	.748	154	415	569	200	265	2	74	146	136	951	11.7
Mayo	71	17	1869	304	747	.407	96	264	.364	99	131	.756	35	135	170	145	127	0	73	99	26	803	11.3
Arthur	80	9	1609	310	624	.497	0	6	.000	109	134	.813	115	227	342	53	228	4	52	88	63	729	9.1
Allen	72	31	1494	251	492	.510	4	23	.174	137	182	.753	70	123	193	104	161	0	129	86	44	643	8.9
Young	78	46	1577	233	494	.472	17	50	.340	89	116	.767	40	147	187	71	120	0	68	61	23	572	7.3
Powe	16	0	141	30	60	.500	0	2	.000	28	46	.609	8	17	25	5	24	0	3	7	1	88	5.5
Battier	23	0	557	43	101	.426	14	42	.333	15	17	.882	32	60	92	32	31	0	16	16	10	115	5.0
Henry	38	16	527	65	160	.406	2	17	.118	33	52	.635	9	28	37	18	48	0	11	13	3	165	4.3
Vasquez	70	1	860	95	233	.408	25	86	.291	34	44	.773	12	61	73	151	83	0	22	70	4	249	3.6
Haddadi	31	0	168	30	58	.517	0	1	.000	15	23	.652	24	44	68	5	29	0	2	11	13	75	2.4
Williams	11	0	124	9	29	.310	3	15	.200	0	0	---	0	8	8	28	2	0	3	7	1	21	1.9
Smith	15	0	113	11	32	.344	0	2	.000	5	11	.455	1	4	5	15	11	0	5	8	0	27	1.8
Carroll	7	0	39	4	9	.444	0	0	---	2	2	1.000	2	6	8	2	5	0	1	0	1	10	1.4
Thabeet	45	0	369	17	39	.436	0	0	---	19	35	.543	24	51	75	4	73	0	9	17	15	53	1.2
Law	11	0	94	3	19	.158	0	6	.000	6	10	.600	3	8	11	14	10	0	4	10	0	12	1.1
Carney	2	0	5	1	3	.333	0	1	.000	0	0	---	1	0	1	0	0	0	1	0	0	2	1.0
GRIZZLIES	**82**		**19880**	**3200**	**6801**	**.471**	**309**	**926**	**.334**	**1486**	**1981**	**.750**	**970**	**2391**	**3361**	**1691**	**1705**	**8**	**771**	**1145**	**441**	**8195**	**99.9**
OPPONENTS	**82**		**19880**	**2967**	**6489**	**.457**	**587**	**1592**	**.369**	**1482**	**1948**	**.761**	**905**	**2387**	**3292**	**1724**	**1754**	**12**	**613**	**1367**	**505**	**8003**	**97.6**

QUICK FACTS

- Earning their first postseason berth since the 2005-06 season, the Memphis Grizzlies captivated fans nationwide with a 13-game run through the NBA Playoffs that included a first-round upset over the top-seeded San Antonio Spurs and a thrilling seven-game series with the Oklahoma City Thunder.
- Memphis won the first seven postseason games in franchise history, advancing to the conference semifinals for the first time and selling out all six home playoff games at FedExForum.
- The Grizzlies became the second eight-seed in NBA history to eliminate a one-seed in a seven-game series (Golden State over Dallas in 2007).
- Memphis competed in a triple-overtime epic with Oklahoma City in Game 4 of the Western Conference Semifinals at FedExForum, tying the longest game in team history and marking the longest game in club postseason history.
- Memphis won 30 home games, tying the second-highest single-season win total in club history, behind only the 2003-04 season (31-10).
- **Lionel Hollins** became the franchise's all-time winningest head coach, eclipsing **Mike Fratello** with his 96th victory on Jan. 31 vs. Orlando. Under Hollins, Memphis led the league in both steals and forced turnovers while posting a winning record in four consecutive calendar months (January-April) for the first time in team history.
- **Zach Randolph** was named to the All-NBA Third Team, the first All-NBA selection for both Randolph and the Grizzlies franchise. Randolph earned numerous honors during the season, including the NBA Western Conference Player of the Month Award for January, three NBA Player of the Week Awards and the NBA Community Assist Award for December, all career firsts.
- After finishing fourth in the NBA Defensive Player of the Year voting, **Tony Allen** was selected to the NBA All-Defensive Second Team in his first season with the Grizzlies. This marks the first appearance on the All-Defensive Team by a Grizzlies player.
- **Rudy Gay** drained a game-winning pull-up jumper over **LeBron James** as time expired to give Memphis a 97-95 victory over Miami on Nov. 20 at FedExForum.
- **Mike Conley** led the team in assists per game (6.5) for the fourth consecutive season.

NBA STATISTICAL RANKINGS

Category	Memphis		Opponents	
Points per game	99.9	12th	97.6	13th
Field Goal Pct.	.471	6th	.457	14th
Free Throw Pct.	.750	23rd	.761	11th
3-Pt. Field Goal Pct.	.334	27th	.369	24th
Offensive Rebounds Per Game	11.83	6th	11.04	18th
Defensive Rebounds Per Game	29.16	24th	29.11	T-4th
Rebounds Per Game	41.0	16th	40.1	8th

Category	Memphis		Opponents	
Assists Per Game	20.62	T-21st	21.02	14th
Steals Per Game	9.40	1st	7.48	20th
Turnovers Per Game	13.96	T-12th	16.67	1st
Blocks Per Game	5.38	7th	6.16	30th
Personal Fouls Per Game	20.79	17th	21.39	T-8th
Disqualifications	8	T-8th	12	T-9th
Points Per Game Differential	+2.3	10th		

Date	Opponent		Mem	Opp	Hm	Rd	Tot	Atten	Grizzlies Top Scorer		Grizzlies Top Rebounder		Opponent Top Scorer	
Oct 27	ATLANTA	L	104	119	0-1	0-0	0-1	17,519	Conley	23	Gay	10	Johnson	22
Oct 29	at Dallas	W	91	90	0-1	1-0	1-1	20,060	Gay	21	Gasol	15	Nowitzki	27
Oct 30	MINNESOTA	W	109	89	1-1	1-0	2-1	12,753	Mayo	29	Gasol	8	Ellington	15
Nov 2	at L.A. Lakers	L	105	124	1-1	1-1	2-2	18,997	Gay	30	Gasol	8	Bryant	23
Nov 3	at Golden State	L	109	115	1-1	1-2	2-3	16,607	Gay	35	Gasol	8	Ellis	39
Nov 5	at Phoenix	L	118	123(2ot)	1-1	1-3	2-4	16,470	Gasol/Gay	26	Randolph	14	Richardson	38
Nov 6	at Sacramento	W	100	91	1-1	2-3	3-4	14,085	Gay	32	Randolph	11	Evans	30
Nov 8	PHOENIX	W	109	99	2-1	2-3	4-4	10,786	Randolph	23	Randolph	20	Hill	19
Nov 10	DALLAS	L	91	106	2-2	2-3	4-5	10,767	Randolph	23	Gay/Randolph	9	Terry	25
Nov 13	BOSTON	L	110	116(ot)	2-3	2-3	4-6	18,119	Gay	22	Randolph	11	Pierce	28
Nov 15	at Orlando	L	72	89	2-3	2-4	4-7	18,846	Gasol	14	Gay/Randolph	9	Carter	19
Nov 16	PORTLAND	L	99	100	2-4	2-4	4-8	10,827	Gay	20	Randolph	14	Matthews	30
Nov 19	at Washington	L	86	89	2-4	2-5	4-9	13,504	Randolph	19	Randolph	12	Arenas	24
Nov 20	MIAMI	W	97	95	3-4	2-5	5-9	18,119	Randolph	21	Randolph	13	James	29
Nov 24	DETROIT	W	105	84	4-4	2-5	6-9	11,283	Randolph	21	Randolph	14	Stuckey	17
Nov 26	GOLDEN STATE	W	116	111	5-4	2-5	7-9	14,753	Gay	25	Randolph	7	Biedrins	28
Nov 27	at Cleveland	L	86	92	5-4	2-6	7-10	20,562	Gay	17	Randolph	11	Williams	25
Nov 30	L.A. LAKERS	W	98	96	6-4	2-6	8-10	17,638	Conley	28	Gasol	9	Bryant	29
Dec 1	at Atlanta	L	109	112	6-4	2-7	8-11	11,513	Gay	23	Randolph	19	Horford	20
Dec 3	HOUSTON	L	111	127	6-5	2-7	8-12	14,577	Gay	29	Randolph	8	Lowry/Martin	28
Dec 5	at Denver	L	107	108	6-5	2-8	8-13	15,017	Gay	24	Randolph	12	Nene	27
Dec 6	at Utah	L	85	94	6-5	2-9	8-14	19,131	Conley	19	Randolph	14	Williams	27
Dec 8	at Phoenix	W	104	98(ot)	6-5	3-9	9-14	16,288	Randolph	34	Randolph	17	Dragic	17
Dec 11	at L.A. Clippers	W	85	84	6-5	4-9	10-14	14,970	Randolph	18	Randolph	13	Gordon	25
Dec 13	PORTLAND	W	86	73	7-5	4-9	11-14	10,467	Randolph	25	Randolph	20	Matthews	18
Dec 15	CHARLOTTE	W	113	80	8-5	4-9	12-14	12,219	Mayo	24	Gasol	10	Jackson	16
Dec 17	at Houston	L	87	103	8-5	4-10	12-15	14,534	Gay/Young	19	Randolph	9	Martin	34
Dec 18	at San Antonio	L	106	112(ot)	8-5	4-11	12-16	18,581	Mayo	27	Randolph	21	Parker	37
Dec 21	NEW JERSEY	L	94	101	8-6	4-11	12-17	14,113	Gasol	19	Randolph	14	Lopez	26
Dec 26	at Indiana	W	104	90	8-6	5-11	13-17	12,630	Gay	30	Randolph	16	Granger	29
Dec 27	TORONTO	W	96	85	9-6	5-11	14-17	14,971	Randolph	21	Allen/Randolph	8	Kleiza	22
Dec 29	at Sacramento	L	98	100	9-6	5-12	14-18	12,636	Randolph	35	Randolph	17	Udrih	24
Jan 1	at Utah	L	92	98	9-6	5-13	14-19	19,732	Randolph	27	Randolph	16	Millsap	22
Jan 2	at L.A. Lakers	W	104	85	9-6	6-13	15-19	18,997	Gay	27	Gasol	10	Bryant	28
Jan 4	OKLAHOMA CITY	W	110	105	10-6	6-13	16-19	12,765	Randolph	31	Randolph	16	Durant/Westbrook	28
Jan 7	UTAH	W	110	99	11-6	6-13	17-19	14,781	Gay	28	Randolph	11	Millsap	20
Jan 8	at Oklahoma City	L	100	109	11-6	6-14	17-20	18,203	Randolph	27	Randolph	16	Durant	40
Jan 10	at Charlotte	L	82	96	11-6	6-15	17-21	10,188	Randolph	15	Randolph	15	Jackson	27
Jan 12	at Detroit	W	107	99	11-6	7-15	18-21	13,068	Randolph	34	Randolph	17	Gordon	25
Jan 15	DALLAS	W	89	70	12-6	7-15	19-21	15,812	Randolph	23	Randolph	20	Mahinmi	17
Jan 17	CHICAGO	L	84	96	12-7	7-15	19-22	18,119	Randolph	21	Randolph	13	Deng	28
Jan 19	at New Orleans	L	102	103(ot)	12-7	7-16	19-23	15,951	Conley/Gay	22	Gasol/Randolph	10	Paul	20
Jan 21	HOUSTON	W	115	110	13-7	7-16	20-23	13,458	Randolph	29	Randolph	19	Martin	32
Jan 22	at Milwaukee	W	94	81	13-7	8-16	21-23	16,157	Gasol	24	Gasol	16	Boykins	23
Jan 24	at Toronto	W	100	98	13-7	9-16	22-23	14,127	Gay	21	Randolph	12	Bargnani	29
Jan 26	at New Jersey	L	88	93	13-7	9-17	22-24	8,866	Gay	22	Randolph	16	Morrow	19
Jan 28	at Philadelphia	W	99	94	13-7	10-17	23-24	14,289	Randolph	22	Randolph	12	Holiday/Meeks	16
Jan 29	WASHINGTON	W	107	93	14-7	10-17	24-24	14,722	Randolph	24	Randolph	20	Wall	14
Jan 31	ORLANDO	W	100	97	15-7	10-17	25-24	13,513	Conley	26	Randolph	9	Howard	25
Feb 2	at Minnesota	W	102	84	15-7	11-17	26-24	12,662	Randolph	23	Randolph	13	Beasley	19
Feb 4	CLEVELAND	W	112	105	16-7	11-17	27-24	11,932	Randolph	29	Randolph	13	Hickson	31
Feb 5	at Houston	L	93	95(ot)	16-7	11-18	27-25	18,195	Randolph	22	Randolph	17	Martin	31
Feb 7	L.A. LAKERS	L	84	93	16-8	11-18	27-26	18,119	Young	22	Gasol/Randolph	12	Bryant	19
Feb 8	at Oklahoma City	W	105	101(ot)	16-8	12-18	28-26	17,868	Randolph	31	Randolph	14	Durant	31
Feb 11	MILWAUKEE	W	89	86	17-8	12-18	29-26	14,749	Conley	23	Gay	10	Maggette	22
Feb 13	DENVER	W	116	108	18-8	12-18	30-26	15,398	Arthur	24	Randolph	16	Anthony	28
Feb 15	PHILADELPHIA	W	102	91	19-8	12-18	31-26	11,197	Conley	22	Randolph	10	Young	23
Feb 22	at Denver	L	107	120	19-8	12-19	31-27	14,638	Allen	26	Allen/Randolph	8	Smith	26
Feb 23	at Minnesota	W	104	95	19-8	13-19	32-27	11,497	Randolph	24	Randolph	10	Ellington	16
Feb 26	SACRAMENTO	W	120	92	20-8	13-19	33-27	16,028	Randolph	23	Randolph	12	Udrih	24
Feb 27	at San Antonio	L	88	95	20-8	13-20	33-28	18,581	Randolph	24	Randolph	17	Ginobili	35
Mar 1	SAN ANTONIO	W	109	93	21-8	13-20	34-28	13,480	Arthur/Randolph	21	Randolph	10	Neal	14
Mar 4	NEW ORLEANS	L	91	98	21-9	13-20	34-29	15,367	Randolph	20	Randolph	11	Paul	23
Mar 6	at Dallas	W	104	103	21-9	14-20	35-29	20,102	Randolph	29	Battier	11	Terry	26
Mar 7	OKLAHOMA CITY	W	107	101	22-9	14-20	36-29	13,903	Allen/Conley	20	Battier/Mayo	7	Westbrook	27
Mar 9	NEW YORK	L	108	110	22-10	14-20	36-30	17,512	Allen	22	Randolph	11	Anthony	31
Mar 12	at Miami	L	85	118	22-10	14-21	36-31	19,600	Mayo	19	Randolph	9	Wade	28
Mar 14	L.A. CLIPPERS	W	102	85	23-10	14-21	37-31	15,989	Randolph	30	Randolph	12	Bledsoe	19
Mar 17	at New York	L	99	120	23-10	14-22	37-32	19,763	Conley	16	Arthur	7	Douglas	29
Mar 19	INDIANA	W	99	78	24-10	14-22	38-32	17,013	Allen	19	Allen	11	Collison/Granger	17
Mar 21	UTAH	W	103	85	25-10	14-22	39-32	12,688	Randolph	19	Randolph	13	Millsap	15
Mar 23	at Boston	W	90	87	25-10	15-22	40-32	18,624	Powe/Randolph	13	Gasol	11	Pierce	22
Mar 25	at Chicago	L	96	99	25-10	15-23	40-33	22,274	Randolph	16	Gasol	11	Rose	24
Mar 27	SAN ANTONIO	W	111	104	26-10	15-23	41-33	17,098	Allen/Randolph	23	Randolph	11	Hill	30
Mar 30	GOLDEN STATE	W	110	91	27-10	15-23	42-33	13,815	Allen	21	Randolph	13	Ellis/Wright	16
Apr 1	at New Orleans	W	93	81	27-10	16-23	43-33	16,561	Randolph	28	Gasol/Randolph	10	Landry	19
Apr 2	MINNESOTA	W	106	89	28-10	16-23	44-33	15,327	Randolph	22	Gasol	9	Beasley	20
Apr 5	L.A. CLIPPERS	L	81	82	28-11	16-23	44-34	15,433	Conley	20	Gasol	15	Williams	16
Apr 8	SACRAMENTO	W	101	96	29-11	16-23	45-34	16,517	Randolph	27	Randolph	15	Thornton	18
Apr 10	NEW ORLEANS	W	111	89	30-11	16-23	46-34	17,041	Mayo	18	Gasol/Haddadi	7	Belinelli	18
Apr 12	at Portland	L	89	102	30-11	16-24	46-35	20,662	Conley	17	Gasol/Haddadi	10	Aldridge	22
Apr 13	at L.A. Clippers	L	103	110	30-11	16-25	46-36	19,060	Young	22	Arthur	9	Griffin	31

2009-10 MEMPHIS GRIZZLIES (40-42)

Back Row, standing (L-R): Drew Graham, Damon Stoudamire, Johnny Davis, Gary Schmidt, Mitchell Anderson, Darrell Arthur, Rudy Gay, Marc Gasol, Hasheem Thabeet, Hamed Haddadi, Zach Randolph, DeMarre Carroll, Henry Bibby, Jim Scholler, David Joerger, Jason Biles, Barry Hecker. **Front Row, sitting (L-R):** Sam Young, O.J. Mayo, Mike Conley, Lionel Hollins, Marcus Williams, Jamaal Tinsley, Ronnie Brewer. **Not Pictured:** Lester Hudson.

				--Field Goals--			--3-Point FG--			-Free Throws-			--Rebounds--								
Player	**G**	**GS**	**Min**	**FG**	**FGA**	**Pct**	**FG**	**FGA**	**Pct**	**FT**	**FTA**	**Pct**	**Off**	**Def**	**Tot**	**Ast**	**PF**	**Dq**	**Stl**	**TO**	**Blk**	**Pts**	**Avg**
Randolph	81	81	3051	652	1336	.488	15	52	.288	362	465	.778	330	620	950	149	226	3	80	174	34	1681	20.8
Gay	80	80	3175	600	1288	.466	66	202	.327	301	400	.753	115	357	472	153	201	0	118	169	64	1567	19.6
Mayo	82	82	3113	542	1183	.458	136	355	.383	212	262	.809	61	250	311	242	174	1	98	176	17	1432	17.5
Gasol	69	69	2469	378	651	.581	0	1	.000	252	376	.670	208	432	640	165	254	3	69	135	109	1008	14.6
Iverson	3	0	67	15	26	.577	1	1	1.000	6	12	.500	1	3	4	11	5	0	1	7	0	37	12.3
Conley	80	80	2569	369	830	.445	82	212	.387	139	187	.743	30	161	191	425	178	4	109	170	12	959	12.0
Young	80	1	1321	224	497	.451	11	56	.196	136	175	.777	77	124	201	52	106	0	34	94	20	595	7.4
Arthur	32	1	457	63	146	.432	0	1	.000	17	30	.567	37	73	110	15	60	0	14	22	14	143	4.5
Williams	62	1	872	104	271	.384	24	81	.296	37	55	.673	13	80	93	161	43	0	32	74	1	269	4.3
Hudson	9	0	61	14	35	.400	2	11	.182	6	7	.857	4	6	10	5	5	0	5	5	1	36	4.0
Tinsley	38	1	589	52	140	.371	7	39	.179	22	27	.815	11	55	66	108	67	0	33	63	5	133	3.5
Thabeet	68	13	883	77	131	.588	0	0	---	54	93	.581	85	158	243	11	162	1	15	43	89	208	3.1
Carroll	71	1	795	88	222	.396	0	6	.000	33	53	.623	53	97	150	33	107	1	28	24	9	209	2.9
Hunter	21	0	158	17	43	.395	0	0	---	19	36	.528	18	24	42	0	10	0	1	9	10	53	2.5
Brewer	5	0	80	3	13	.231	0	0	---	4	5	.800	1	6	7	3	0	0	6	2	0	10	2.0
Haddadi	36	0	240	24	62	.387	0	3	.000	14	19	.737	26	49	75	10	57	0	1	20	14	62	1.7
Gilder	2	0	5	1	1	1.000	0	0	---	0	0	---	0	1	1	0	0	0	1	0	0	2	1.0
GRIZZLIES	**82**		**19905**	**3223**	**6875**	**.469**	**344**	**1020**	**.337**	**1614**	**2202**	**.733**	**1070**	**2496**	**3566**	**1543**	**1655**	**13**	**645**	**1248**	**399**	**8404**	**102.5**
OPPONENTS	**82**		**19905**	**3277**	**6849**	**.478**	**572**	**1618**	**.354**	**1402**	**1858**	**.755**	**907**	**2349**	**3256**	**1875**	**1840**	**19**	**635**	**1165**	**501**	**8528**	**104.0**

QUICK FACTS

- The Memphis Grizzlies finished with a 40-42 record (.488), a 16-game improvement over the 2008-09 season, second in the NBA behind the Oklahoma City Thunder.
- Team established the longest home and road winning streaks in franchise history, winning 11 straight at FedExForum from Dec. 18, 2009-Jan. 25, 2010 and seven-in-a-row away from home from Feb. 17-March 10, 2010.
- In his first season with the team, **Zach Randolph** led the team in scoring (20.8 points) and rebounding (11.7) while setting or tying 16 franchise records en route to his first career All-Star appearance.
- Grizzlies set franchise records in scoring (102.5 points) and field goal percentage (.469).
- Head Coach **Lionel Hollins** is named the Western Conference Coach of the Month after leading the Grizzlies to a 9-4 record (.692) in December, the best December record and sixth-highest winning percentage in a single month in team history.
- Memphis defeaed every NBA division leader, including the Cleveland Cavaliers, Los Angeles Lakers, Orlando Magic, Boston Celtics, Dallas Mavericks and Denver Nuggets.
- The Grizzlies won 39 of their final 74 games (.527) following a 1-8 start to the season.
- The club snapped long-standing road losing streaks against the San Antonio Spurs (10 games), New Orleans Hornets (eight games), Phoenix Suns (seven games), Chicago Bulls (five games), Portland Trail Blazers (four games) and Philadelphia 76ers (four games).
- **Marc Gasol** set a franchise record for field goal percentage (.581, 4th in the NBA), breaking the previous mark held by his brother Pau (.538 in 2006-07).

NBA STATISTICAL RANKINGS

Category	Memphis		Opponents	
Points per game	102.5	7th	104.0	24th
Field Goal Pct.	.469	9th	.478	24th
Free Throw Pct.	.733	25th	.755	12th
3-Pt. Field Goal Pct.	.337	26th	.354	15th
Offensive Rebounds Per Game	13.05	1st	11.06	15th
Defensive Rebounds Per Game	30.44	18th	28.65	2nd
Rebounds Per Game	43.5	4th	39.7	7th

Category	Memphis		Opponents	
Assists Per Game	18.82	29th	22.87	23rd
Steals Per Game	7.87	7th	7.74	24th
Turnovers Per Game	15.22	27th	14.21	17th
Blocks Per Game	4.87	18th	6.11	28th
Personal Fouls Per Game	20.18	12th	22.44	T-2nd
Disqualifications	13	T-22nd	19	3rd
Points Per Game Differential	-1.5	17th		

Date	Opponent		Mem	Opp	Hm	Rd	Tot	Atten	Grizzlies Top Scorer		Grizzlies Top Rebounder		Opponent Top Scorer	
Oct 28	DETROIT	L	74	96	0-1	0-0	0-1	17,212	Gasol	21	Gasol	15	Hamilton	25
Oct 30	TORONTO	W	115	107	1-1	0-0	1-1	10,563	Randolph	30	Gay	9	Bosh	37
Nov 1	at Denver	L	123	133	1-1	0-1	1-2	15,823	Mayo	40	Gasol	11	Anthony	42
Nov 2	at Sacramento	L	116	127(ot)	1-1	0-2	1-3	17,317	Randolph	30	Gasol/Randolph	16	Martin	48
Nov 4	at Golden State	L	105	113	1-1	0-3	1-4	17,457	Gay	29	Gasol	14	Ellis/Morrow	24
Nov 6	at L.A. Lakers	L	98	114	1-1	0-4	1-5	18,997	Gay	22	Randolph	15	Bryant	41
Nov 7	at L.A. Clippers	L	110	113	1-1	0-5	1-6	15,399	Gay	33	Gasol	13	Kaman	26
Nov 10	PORTLAND	L	79	93	1-2	0-5	1-7	10,589	Gasol	20	Randolph	12	Roy	20
Nov 11	at Houston	L	79	104	1-2	0-6	1-8	17,220	Mayo	19	Gasol/Hunter	10	Scola	22
Nov 14	MINNESOTA	W	97	87	2-2	0-6	2-8	10,019	Gay/Mayo	19	Gasol	16	Brewer	16
Nov 18	L.A. CLIPPERS	W	106	91	3-2	0-6	3-8	10,012	Gay/Randolph	21	Gasol/Randolph	8	B. Davis	23
Nov 20	at Philadelphia	W	102	97	3-2	1-6	4-8	14,269	Gay	33	Randolph	11	Williams	31
Nov 21	MILWAUKEE	L	98	103	3-3	1-6	4-9	11,209	Gay	24	Gasol	14	Jennings	26
Nov 23	SACRAMENTO	W	116	105	4-3	1-6	5-9	10,109	Gay	24	Gay	8	Evans	28
Nov 25	at Phoenix	L	111	126	4-3	1-7	5-10	18,284	Randolph	24	Randolph	13	Stoudemire	28
Nov 27	at Portland	W	106	96	4-3	2-7	6-10	20,540	Randolph	21	Gasol	15	Roy	26
Nov 29	at L.A. Clippers	L	88	98	4-3	2-8	6-11	14,854	Gasol	26	Gay	10	Gordon	29
Nov 30	at Utah	L	93	120	4-3	2-9	6-12	18,469	Mayo	20	Randolph	9	Brewer	25
Dec 2	at Minnesota	W	97	95	4-3	3-9	7-12	11,408	Conley/Gay/Randolph	20	Randolph	10	Gomes	20
Dec 4	DALLAS	W	98	82	5-3	3-9	8-12	13,020	Mayo	25	Randolph	15	Terry	18
Dec 8	CLEVELAND	W	111	109(ot)	6-3	3-9	9-12	16,325	Randolph	32	Randolph	14	James	43
Dec 11	OKLAHOMA CITY	L	94	102	6-4	3-9	9-13	13,048	Conley	20	Randolph	20	Durant	32
Dec 13	at Miami	W	118	90	6-4	4-9	10-13	14,465	Gay	41	Gasol	15	Wade	25
Dec 14	BOSTON	L	105	110	6-5	4-9	10-14	14,193	Gay	23	Gasol/Thabeet	8	Pierce	19
Dec 16	at Atlanta	L	97	110	6-5	4-10	10-15	13,013	Young	20	Randolph	10	Johnson	26
Dec 18	INDIANA	W	107	94	7-5	4-10	11-15	13,217	Randolph	26	Randolph	16	Dunleavy/Ford	16
Dec 20	DENVER	W	102	96	8-5	4-10	12-15	13,385	Randolph	32	Randolph	24	Anthony	41
Dec 22	GOLDEN STATE	W	121	108	9-5	4-10	13-15	12,827	Randolph	33	Randolph	18	Maggette	25
Dec 26	at Dallas	L	101	106	9-5	4-11	13-16	20,195	Randolph	27	Randolph	14	Terry	23
Dec 28	WASHINGTON	W	116	111(ot)	10-5	4-11	14-16	14,571	Mayo	28	Randolph	19	Arenas	30
Dec 30	at Indiana	W	121	110	10-5	5-11	15-16	14,741	Gay	31	Randolph	13	Head	30
Jan 2	at Phoenix	W	128	103	10-5	6-11	16-16	17,135	Mayo	25	Randolph	11	Stoudemire	29
Jan 5	at Portland	W	109	104	10-5	7-11	17-16	20,278	Mayo, Randolph	27	Randolph	14	Roy	27
Jan 6	at Utah	L	94	117	10-5	7-12	17-17	19,008	Young	22	Gay	8	Miles	24
Jan 8	UTAH	W	91	89	11-5	7-12	18-17	14,213	Randolph	29	Randolph	15	Okur	16
Jan 9	at Charlotte	L	87	89	11-5	7-13	18-18	15,438	Mayo	25	Randolph	12	Felton	19
Jan 12	L.A. CLIPPERS	W	104	102	12-5	7-13	19-18	11,004	Gay/Gasol	24	Gasol	15	B. Davis	27
Jan 15	MINNESOTA	W	135	110	13-5	7-13	20-18	12,812	Gay	21	Randolph	12	Brewer	22
Jan 16	SAN ANTONIO	W	92	86	14-5	7-13	21-18	14,116	Randolph	23	Randolph	15	Duncan	23
Jan 18	PHOENIX	W	125	118	15-5	7-13	22-18	18,119	Gay	31	Randolph	11	Nash	22
Jan 20	at New Orleans	L	111	113	15-5	7-14	22-19	14,238	Gay	26	Randolph	12	Paul/West	21
Jan 22	OKLAHOMA CITY	W	86	84	16-5	7-14	23-19	12,948	Gay, Randolph	25	Gasol	13	Durant	30
Jan 25	ORLANDO	W	99	94	17-5	7-14	24-19	12,273	Randolph	23	Randolph	19	Howard	27
Jan 27	at Detroit	W	99	93	17-5	8-14	25-19	14,886	Gasol	25	Randolph	13	Stuckey	17
Jan 29	at San Antonio	L	97	104	17-5	8-15	25-20	18,088	Mayo	28	Randolph	13	Duncan	19
Jan 30	NEW ORLEANS	L	102	109(ot)	17-6	8-15	25-21	12,317	Gasol/Randolph	25	Gasol	16	West	22
Feb 1	L.A. LAKERS	W	95	93	18-6	8-15	26-21	18,119	Gay	25	Randolph	17	Bryant	44
Feb 2	at Cleveland	L	89	105	18-6	8-16	26-22	20,562	Gay	15	Mayo	6	James	22
Feb 5	HOUSTON	L	83	101	18-7	8-16	26-23	14,531	Gasol	17	Gasol/Randolph	8	Brooks	19
Feb 6	at Minnesota	L	102	109	18-7	8-17	26-24	14,159	Gay	27	Randolph	13	Gomes	26
Feb 9	ATLANTA	L	94	108	18-8	8-17	26-25	10,491	Randolph	20	Randolph	14	Crawford	28
Feb 16	PHOENIX	L	95	109	18-9	8-17	26-26	11,508	Gay	21	Randolph	15	Richardson	27
Feb 17	at Toronto	W	109	102(ot)	18-9	9-17	27-26	16,829	Gay	29	Randolph	11	Bosh	32
Feb 19	MIAMI	L	87	100(2ot)	18-10	9-17	27-27	16,127	Gasol	22	Randolph	19	Beasley	30
Feb 21	at New Jersey	W	104	94	18-10	10-17	28-27	12,076	Gay	29	Randolph	10	Lopez	26
Feb 23	L.A. LAKERS	L	98	99	18-11	10-17	28-28	18,119	Mayo	25	Randolph	14	Bryant	32
Feb 24	at Washington	W	99	94	18-11	11-17	29-28	11,875	Randolph	22	Randolph	9	Blatche	24
Feb 26	CHARLOTTE	L	89	93	18-12	11-17	29-29	14,713	Randolph	24	Randolph	10	Jackson	32
Feb 27	at New York	W	120	109	18-12	12-17	30-29	19,763	Randolph	31	Randolph	25	Harrington	31
Mar 1	PORTLAND	L	93	103	18-13	12-17	30-30	11,123	Randolph	22	Gasol	11	Roy	25
Mar 3	at New Orleans	W	104	100	18-13	13-17	31-30	14,347	Conley	26	Randolph	11	Thornton	24
Mar 4	at Chicago	W	105	96	18-13	14-17	32-30	19,187	Randolph	31	Randolph	18	Deng	23
Mar 6	SAN ANTONIO	L	92	102	18-14	14-17	32-31	15,928	Mayo	23	Gasol	13	Jefferson	18
Mar 8	NEW JERSEY	W	107	101	19-14	14-17	33-31	10,317	Conley/Gay	21	Gasol	13	Lee	30
Mar 10	at Boston	W	111	91	19-14	15-17	34-31	18,624	Gay	28	Gasol/Randolph	10	Allen/Rondo	17
Mar 12	NEW YORK	W	119	112	20-14	15-17	35-31	12,236	Randolph	24	Randolph	11	Walker	21
Mar 13	DENVER	L	108	125	20-15	15-17	35-32	17,023	Mayo	25	Randolph	12	Smith	30
Mar 16	CHICAGO	W	104	97	21-15	15-17	36-32	15,413	Mayo	24	Randolph	12	Murray	25
Mar 17	at Houston	L	94	107	21-15	15-18	36-33	16,142	Randolph	30	Randolph	15	Brooks	31
Mar 20	GOLDEN STATE	W	123	107	22-15	15-18	37-33	14,897	Gay	25	Arthur/Randolph	13	Ellis	28
Mar 22	at Sacramento	W	102	85	22-15	16-18	38-33	11,497	Randolph	25	Randolph	12	Landry	23
Mar 24	at Golden State	L	110	128	22-15	16-19	38-34	17,123	Gay	25	Gay	10	Curry	30
Mar 28	at Milwaukee	L	103	108(ot)	22-15	16-20	38-35	17,008	Randolph	31	Randolph	15	Jennings	29
Mar 31	DALLAS	L	102	106(ot)	22-16	16-20	38-36	11,616	Mayo	27	Randolph	12	Terry	29
Apr 2	NEW ORLEANS	W	107	96	23-16	16-20	39-36	15,043	Mayo	27	Thabeet	11	Thornton	19
Apr 4	at Orlando	L	92	107	23-16	16-21	39-37	17,461	Randolph	24	Randolph	18	Carter	26
Apr 6	HOUSTON	L	103	113	23-17	16-21	39-38	11,673	Randolph	22	Arthur	12	Martin	29
Apr 7	at Dallas	L	84	110	23-17	16-22	39-39	20,105	Gay	23	Randolph	13	Butler	23
Apr 9	at San Antonio	W	107	99	23-17	17-22	40-39	18,581	Randolph	28	Randolph	15	Ginobili	26
Apr 10	PHILADELPHIA	L	101	120	23-18	17-22	40-40	15,936	Conley	23	Randolph	10	Speights	22
Apr 12	at Denver	L	101	123	23-18	17-23	40-41	19,155	Conley	22	Arthur	10	Smith	26
Apr 14	at Oklahoma City	L	105	114	23-18	17-24	40-42	18,334	Gay	25	Randolph	11	Durant	31

2008-09 MEMPHIS GRIZZLIES (24-58)

Back Row, standing (L-R): Damon Stoudamire, Gary Schmidt, Drew Graham, Johnny Davis, Quinton Ross, Rudy Gay, Hakim Warrick, Marc Gasol, Darko Milicic, Darius Miles, Darrell Arthur, David Joerger, Henry Bibby, Barry Hecker, Jim Scholler, Jason Biles.
Front Row, sitting (L-R): Marko Jaric, O.J. Mayo, Lionel Hollins, Mike Conley, Greg Buckner. **Not Pictured:** Hamed Haddadi.

				--Field Goals--			--3-Point FG--			-Free Throws-			--Rebounds--									
Player	**G**	**GS**	**Min**	**FG**	**FGA**	**Pct**	**FG**	**FGA**	**Pct**	**FT**	**FTA**	**Pct**	**Off**	**Def**	**Tot**	**Ast**	**PF**	**Dq**	**Stl**	**TO**	**Blk**	**Pts**	**Avg**
Gay	79	78	2945	572	1262	.453	85	242	.351	264	344	.767	109	328	437	135	221	1	98	203	59	1493	18.9
Mayo	82	82	3120	562	1283	.438	145	378	.384	247	281	.879	56	252	308	262	204	1	91	226	13	1516	18.5
Gasol	82	75	2521	350	661	.530	0	1	.000	275	375	.733	201	404	605	143	265	5	63	164	90	975	11.9
Warrick	82	7	2029	340	693	.491	5	23	.217	266	374	.711	129	277	406	66	170	1	48	98	39	951	11.6
Conley	82	61	2508	323	730	.442	88	217	.406	161	197	.817	25	251	276	354	146	1	90	143	8	895	10.9
Lowry	49	21	1071	112	272	.412	17	69	.246	129	161	.801	13	98	111	178	89	1	48	79	8	370	7.6
Arthur	76	64	1464	191	436	.438	0	2	.000	40	60	.667	108	238	346	43	206	1	52	47	52	422	5.6
Milicic	61	15	1034	137	266	.515	0	0	---	59	105	.562	83	181	264	34	134	0	22	48	51	333	5.5
Ross	68	7	1164	99	259	.382	33	88	.375	34	42	.810	29	97	126	47	114	0	32	36	14	265	3.9
Miles	34	0	298	48	99	.485	1	6	.167	23	31	.742	19	38	57	17	32	0	11	21	20	120	3.5
Crittenton	7	0	44	7	15	.467	0	1	.000	5	11	.455	4	2	6	5	5	0	1	3	0	19	2.7
Jaric	53	0	605	48	145	.331	11	28	.393	29	41	.707	23	42	65	74	62	0	29	49	11	136	2.6
Haddadi	19	0	120	15	31	.484	0	0	---	18	30	.600	16	31	47	8	20	0	1	9	12	48	2.5
Buckner	63	0	878	61	159	.384	13	51	.255	20	25	.800	32	98	130	57	108	0	29	38	8	155	2.5
Foyle	1	0	3	0	0	---	0	0	---	0	0	---	0	0	0	0	1	0	0	0	0	0	0.0
GRIZZLIES	**82**		**19805**	**2865**	**6311**	**.454**	**398**	**1106**	**.360**	**1570**	**2077**	**.756**	**847**	**2337**	**3184**	**1423**	**1777**	**11**	**615**	**1252**	**385**	**7698**	**93.9**
OPPONENTS	**82**		**19805**	**3018**	**6378**	**.473**	**536**	**1510**	**.355**	**1574**	**2043**	**.770**	**842**	**2431**	**3273**	**1735**	**1786**	**11**	**632**	**1194**	**443**	**8146**	**99.3**

QUICK FACTS

- The Memphis Grizzlies posted a two-game improvement, finishing with a 24-58 record (fifth in the Southwest Division).
- Grizzlies Head Coach **Marc Iavaroni** is relieved of his coaching duties on Jan. 23, 2009 and **Johnny Davis** is named interim head coach for two games.
- Longtime Grizzlies assistant coach and former two-time interim head coach **Lionel Hollins** named head coach of the Memphis Grizzlies on Jan. 25, 2009.
- Rookie **O.J. Mayo** finished runner-up to Chicago's **Derrick Rose** for the NBA Rookie of the Year Award, leading all rookies with 18.5 points per game and being named the T-Mobile Western Conference Rookie of the Month twice (Oct./Nov. and April).
- Mayo sets the franchise rookie record in total points (1,516), field goals made (562), three-point field goal percentage (.384) and minutes (3,120), while setting the overall franchise record in free throw percentage (.879).
- **Mike Conley** ties a club record with seven steals on April 13 at Phoenix.
- **Marc Gasol** shot .530 from the field in his rookie season, breaking his brother **Pau Gasol's** franchise rookie record (.518 in 2001-02).

NBA STATISTICAL RANKINGS

Category	Memphis		Opponents	
Points per game	93.9	29th	99.3	14th
Field Goal Pct.	.454	21st	.473	25th
Free Throw Pct.	.756	22nd	.770	16th
3-Pt. Field Goal Pct.	.360	21st	.355	10th
Offensive Rebounds Per Game	10.33	24th	10.27	7th
Defensive Rebounds Per Game	28.50	28th	29.65	10th
Rebounds Per Game	38.8	30th	39.9	7th

Category	Memphis		Opponents	
Assists Per Game	17.35	30th	21.16	17th
Steals Per Game	7.50	T-9th	7.71	20th
Turnovers Per Game	15.27	24th	14.56	10th
Blocks Per Game	4.70	18th	5.40	25th
Personal Fouls Per Game	21.67	21st	21.78	T-9th
Disqualifications	11	T-14th	11	T-16th
Points Per Game Differential	-5.4	26th		

Date	Opponent		Mem	Opp	Hm	Rd	Tot	Atten	Grizzlies Top Scorer		Grizzlies Top Rebounder		Opponent Top Scorer	
Oct 29	at Houston	L	71	82	0-0	0-1	0-1	18,196	Gay	20	Arthur	15	McGrady	21
Oct 31	ORLANDO	W	86	84	1-0	0-1	1-1	16,139	Gay	29	Arthur	10	Lewis	23
Nov 1	at Chicago	L	86	96	1-0	0-2	1-2	21,785	Gay	20	Milicic	9	Rose	26
Nov 3	GOLDEN STATE	W	90	79	2-0	0-2	2-2	10.121	Gasol	27	Gasol	16	Jackson	17
Nov 5	at Sacramento	L	95	100	2-0	0-3	2-3	13,685	Mayo	28	Gasol/Gay/Lowry	6	Martin	33
Nov 7	at Golden State	W	109	104	2-0	1-3	3-3	18,744	Gay	23	Arthur	12	Jackson	27
Nov 9	at Denver	L	90	100	2-0	1-4	3-4	14,359	Mayo	31	Gasol/Mayo	8	Anthony	24
Nov 10	at Phoenix	L	102	107	2-0	1-5	3-5	18,422	Mayo	33	Arthur/Gay	7	Barbosa	27
Nov 12	NEW YORK	L	103	132	2-1	1-5	3-6	10,129	Gay	20	Warrick	8	Chandler	27
Nov 14	MILWAUKEE	L	96	101(ot)	2-2	1-5	3-7	11,308	Mayo	25	Warrick	10	Jefferson	26
Nov 18	SACRAMENTO	W	109	94	3-2	1-5	4-7	10,834	Gay	22	Warrick	10	Salmons	18
Nov 21	at Dallas	L	76	91	3-2	1-6	4-8	20,035	Mayo	19	Gasol/Gay	8	Nowitzki	25
Nov 22	UTAH	L	93	104	3-3	1-6	4-9	13,121	Mayo	23	Arthur	9	Okur	23
Nov 24	SAN ANTONIO	L	81	94	3-4	1-6	4-10	12,053	Mayo	26	Milicic	11	Hill	20
Nov 26	at Utah	L	100	117	3-4	1-7	4-11	19,911	Gay	27	Gasol	8	Millsap	24
Nov 28	at San Antonio	L	98	109	3-4	1-8	4-12	17,074	Mayo	32	Gasol/Gay/Milicic	6	Mason	20
Nov 29	OKLAHOMA CITY	L	103	111	3-5	1-8	4-13	11,977	Mayo	30	Mayo	7	Durant	30
Dec 3	at Atlanta	L	95	105	3-5	1-9	4-14	12,088	Warrick	20	Gay	10	Johnson	26
Dec 5	L.A. CLIPPERS	W	91	83	4-5	1-9	5-14	10,484	Gay	25	Milicic	9	B. Davis	23
Dec 6	at New Orleans	L	87	106	4-5	1-10	5-15	16,822	Gasol	21	Gasol	7	Paul	21
Dec 8	HOUSTON	W	109	97	5-5	1-10	6-15	10,691	Gay	20	Gasol	8	Artest/Scola	16
Dec 10	at Oklahoma City	W	108	102	5-5	2-10	7-15	18,009	Gay	22	Gasol/Gay/Warrick	6	Durant	28
Dec 12	CHICAGO	W	103	96	6-5	2-10	8-15	17,132	Gay	29	Milicic	11	Gordon	26
Dec 14	MIAMI	W	102	86	7-5	2-10	9-15	12,271	Mayo	28	Gasol	7	Beasley	20
Dec 16	NEW ORLEANS	L	84	91	7-6	2-10	9-16	10,231	Gay	28	Gasol	11	Paul/West	18
Dec 19	CHARLOTTE	L	83	112	7-7	2-10	9-17	11,869	Gay	17	Gasol	6	Diaw	26
Dec 22	L.A. LAKERS	L	96	105	7-8	2-10	9-18	17,456	Gay	23	Milicic	8	Bryant	36
Dec 23	at Dallas	L	82	100	7-8	2-11	9-19	20,200	Warrick	17	Gay	9	Nowitzki	21
Dec 26	INDIANA	W	108	105	8-8	2-11	10-19	12,346	Warrick	21	Mayo	8	Daniels	28
Dec 27	at San Antonio	L	103	106(2ot)	8-8	2-12	10-20	18,797	Mayo	29	Gay	11	Parker	32
Dec 29	at Minnesota	L	98	108(ot)	8-8	2-13	10-21	12,207	Mayo	23	Warrick	8	Jefferson	38
Dec 30	PHOENIX	L	89	101	8-9	2-13	10-22	14,471	Warrick	25	Gasol	13	Barbosa	28
Jan 2	SAN ANTONIO	L	80	91	8-10	2-13	10-23	12,597	Warrick	16	Gasol	11	Duncan	20
Jan 4	DALLAS	W	102	82	9-10	2-13	11-23	11,731	Mayo	21	Gay/Warrick	7	Nowitzki	28
Jan 6	MINNESOTA	L	87	94	9-11	2-13	11-24	10,156	Warrick	22	Mayo	8	Foye	23
Jan 7	at New Jersey	L	89	100	9-11	2-14	11-25	11,552	Mayo	26	Gasol	10	Carter	25
Jan 9	at Toronto	L	82	103	9-11	2-15	11-26	18,486	Gay	22	Arthur	7	Bosh	32
Jan 13	CLEVELAND	L	87	102	9-12	2-15	11-27	15,121	Lowry	25	Gasol	11	James	30
Jan 16	UTAH	L	91	101	9-13	2-15	11-28	10,422	Mayo	23	Gasol	10	Williams	27
Jan 19	DETROIT	L	79	87	9-14	2-15	11-29	17,483	Gay/Mayo	15	Gasol	13	Iverson	27
Jan 21	at Charlotte	L	86	101	9-14	2-16	11-30	11,249	Gay	26	Gasol	6	Bell	25
Jan 23	at New York	L	88	108	9-14	2-17	11-31	18,391	Gay	20	Gay	9	Lee	19
Jan 24	NEW JERSEY	L	88	99	9-15	2-17	11-32	12,817	Mayo	23	Gasol	10	Carter	23
Jan 27	DENVER	L	85	100	9-16	2-17	11-33	11,338	Mayo	19	Warrick	10	Billups	29
Jan 28	at Oklahoma City	L	102	114(ot)	9-16	2-18	11-34	18,450	Gay	25	Gasol/Gay	8	Durant	35
Jan 31	L.A. LAKERS	L	98	115	9-17	2-18	11-35	18,119	Gay	23	Arthur/Warrick	7	Bryant	25
Feb 2	at Washington	W	113	97	9-17	3-18	12-35	11,442	Mayo	33	Gasol	11	Jamison	29
Feb 4	HOUSTON	W	104	93	10-17	3-18	13-35	10,109	Mayo	32	Conley/Gay	9	McGrady	21
Feb 6	L.A. CLIPPERS	L	105	126	10-18	3-18	13-36	10,912	Gay	26	Gasol/Gay/Mayo	5	Randolph	35
Feb 7	TORONTO	W	78	70	11-18	3-18	14-36	11,498	Mayo/Warrick	16	Five players tied	8	Calderon	18
Feb 9	NEW ORLEANS	W	85	80	12-18	3-18	15-36	10,896	Mayo	22	Mayo	16	Stojakovic	23
Feb 11	at Philadelphia	L	87	91	12-18	3-19	15-37	12,812	Warrick	31	Gasol	9	Miller	24
Feb 17	at Utah	L	99	117	12-18	3-20	15-38	19,911	Gay/Mayo	18	Milicic	10	Miles	24
Feb 18	at Portland	L	90	94	12-18	3-21	15-39	20,385	Gay	20	Gasol	10	Roy	24
Feb 20	SACRAMENTO	L	106	115	12-19	3-21	15-40	15,036	Mayo	24	Conley	10	Martin	33
Feb 24	at Cleveland	L	79	94	12-19	3-22	15-41	20,562	Gay/Warrick	13	Gasol	9	Gibson	19
Feb 25	at Indiana	L	99	104	12-19	3-23	15-42	13,211	Gasol	22	Gasol	15	Ford/Jack	20
Feb 28	OKLAHOMA CITY	L	92	99	12-20	3-23	15-43	10,074	Gay	20	Gasol	9	Green	27
Mar 3	at L.A. Lakers	L	89	99	12-20	3-24	15-44	18,997	Gasol/Mayo	17	Gasol	14	Bryant	31
Mar 4	at L.A. Clippers	W	118	95	12-20	4-24	16-44	13,813	Gay	35	Gasol/Gay	8	Thornton	25
Mar 7	PHILADELPHIA	L	105	110	12-21	4-24	16-45	14,458	Conley	31	Gasol	13	Iguodala	24
Mar 8	at Houston	L	83	93	12-21	4-25	16-46	16,179	Gay	21	Arthur	12	Yao	24
Mar 11	at Minnesota	L	79	104	12-21	4-26	16-47	12,443	Mayo	18	Milicic	10	Gomes	24
Mar 13	at Boston	L	92	102	12-21	4-27	16-48	18,624	Gay	26	Gasol	15	Powe	30
Mar 15	at Detroit	W	89	84	12-21	5-27	17-48	22,076	Conley	20	Milicic	11	McDyess	19
Mar 16	PORTLAND	L	92	103	12-22	5-27	17-49	11,417	Mayo	21	Gay	11	Aldridge	22
Mar 18	DENVER	L	109	111	12-23	5-27	17-50	11,087	Gay	30	Gasol	8	Anthony	35
Mar 20	at New Orleans	L	84	96	12-23	5-28	17-51	17,837	Gay	23	Gasol/Milicic	6	Paul	32
Mar 21	BOSTON	L	87	105	12-24	5-28	17-52	18,119	Warrick	20	Buckner	7	Davis	24
Mar 23	at Miami	L	82	94	12-24	5-29	17-53	18,654	Mayo	21	Gasol	9	Wade	27
Mar 27	at Sacramento	W	113	95	12-24	6-29	18-53	12,987	Gasol	27	Gay	9	Martin	31
Mar 28	at Portland	L	66	86	12-24	6-30	18-54	20,680	Mayo	12	Conley/Haddadi	6	Roy	21
Mar 30	at Golden State	W	114	109	12-24	7-30	19-54	18,471	Mayo	24	Haddadi	8	Ellis	29
Apr 1	WASHINGTON	W	112	107	13-24	7-30	20-54	10,013	Gay	25	Gasol	9	Butler	31
Apr 3	DALLAS	W	107	102	14-24	7-30	21-54	15,126	Gay	27	Gay	10	Nowitzki	35
Apr 4	at Milwaukee	W	107	102	14-24	8-30	22-54	18,717	Gay	26	Gasol	10	Jefferson	24
Apr 7	PORTLAND	L	93	96	14-25	8-30	22-55	10,089	Mayo	31	Arthur	5	Roy	24
Apr 8	at Orlando	L	78	81	14-25	8-31	22-56	17,461	Gay	18	Gasol	8	Turkoglu	20
Apr 10	PHOENIX	W	106	89	15-25	8-31	23-56	15,908	Gay/Mayo	20	Arthur/Warrick	10	Amundson/Richardson	13
Apr 12	at L.A. Lakers	L	75	92	15-25	8-32	23-57	18,997	Mayo	20	Gasol	8	Bynum	18
Apr 13	at Phoenix	L	110	119	15-25	8-33	23-58	18,422	Gay/Warrick	26	Warrick	9	O'Neal	19
Apr 15	ATLANTA	W	98	90	16-25	8-33	24-58	12,736	Mayo	26	Arthur	10	Murray	29

2007-08 MEMPHIS GRIZZLIES (22-60)

Back Row, standing (L-R): Gordon Chiesa, Drew Graham, Mark Price, Jason Biles, Andy Greer, Brian Cardinal, Hakim Warrick, Kwame Brown, Darko Milicic, Jason Collins, Rudy Gay, Andre Brown, Johnny Davis, Ron DuBois, David Joerger, Mike Curtis. **Front Row, sitting (L-R)**: Mike Miller, Juan Carlos Navarro, Mike Conley, Marc Iavaroni, Kyle Lowry, Javaris Crittenton, Casey Jacobsen.

				--Field Goals--			--3-Point FG--			-Free Throws-			--Rebounds--									
Player	**G**	**GS**	**Min**	**FG**	**FGA**	**Pct**	**FG**	**FGA**	**Pct**	**FT**	**FTA**	**Pct**	**Off**	**Def**	**Tot**	**Ast**	**PF**	**Dq**	**Stl**	**TO**	**Blk**	**Pts**	**Avg**
Gay	81	81	3000	625	1355	.461	134	387	.346	248	316	.785	140	359	499	158	230	6	111	190	79	1632	20.1
Gasol	39	39	1433	279	557	.501	4	15	.267	176	215	.819	94	248	342	116	85	0	16	80	56	738	18.9
Miller	70	70	2474	414	824	.502	155	359	.432	164	212	.774	51	416	467	240	145	3	35	182	16	1147	16.4
Warrick	75	30	1754	328	653	.502	13	48	.271	183	260	.704	123	233	356	53	156	1	36	85	28	852	11.4
Navarro	82	30	2117	308	766	.402	156	432	.361	124	146	.849	34	176	210	177	94	0	48	134	1	896	10.9
Lowry	82	9	2089	256	592	.432	36	140	.257	243	348	.698	41	209	250	296	185	1	92	127	22	791	9.6
Conley	53	46	1381	189	442	.428	30	91	.330	90	123	.732	21	118	139	222	85	1	44	89	2	498	9.4
Crittenton	28	0	508	72	180	.400	9	34	.265	53	76	.697	20	69	89	33	35	0	12	33	2	206	7.4
Stoudamire	29	29	624	77	194	.397	36	94	.383	21	26	.808	14	57	71	112	46	0	19	50	0	211	7.3
Milicic	70	64	1663	219	500	.438	0	1	.000	67	121	.554	127	297	424	58	185	1	32	101	114	505	7.2
Swift	35	4	549	93	177	.525	0	2	.000	52	81	.642	46	83	129	22	74	0	10	39	36	238	6.8
Jones	9	2	137	14	36	.389	3	13	.231	9	10	.900	10	17	27	11	17	0	5	5	2	40	4.4
Kinsey	11	0	96	16	38	.421	3	7	.429	5	6	.833	3	9	12	2	11	0	3	3	0	40	3.6
K. Brown	15	1	204	19	39	.487	0	0	---	14	34	.412	20	37	57	17	24	0	6	14	4	52	3.5
Cardinal	37	1	440	43	126	.341	25	81	.309	13	19	.684	26	70	96	22	62	0	10	23	2	124	3.4
A. Brown	33	1	286	39	78	.500	0	0	---	22	49	.449	37	55	92	8	38	0	7	14	4	100	3.0
Collins	31	3	488	30	59	.508	0	1	.000	20	38	.526	29	60	89	6	84	1	12	25	17	80	2.6
Jacobsen	53	0	547	39	115	.339	16	72	.222	13	17	.765	12	53	65	20	34	0	5	16	1	107	2.0
Richardson	3	0	15	0	6	.000	0	2	.000	0	0	---	0	1	1	1	2	0	0	1	0	0	0.0
GRIZZLIES	**82**		**19805**	**3060**	**6737**	**.454**	**620**	**1779**	**.349**	**1517**	**2097**	**.723**	**848**	**2567**	**3415**	**1574**	**1592**	**14**	**503**	**1251**	**386**	**8257**	**100.7**
OPPONENTS	**82**		**19805**	**3394**	**7076**	**.480**	**591**	**1625**	**.364**	**1387**	**1791**	**.774**	**932**	**2721**	**3653**	**1963**	**1842**	**12**	**711**	**1096**	**403**	**8766**	**106.9**

QUICK FACTS

- The Memphis Grizzlies finished with a 22-60 record for the second consecutive season, placing fifth in the Southwest Division.
- The club made a franchise-best 620 three-point field goals.
- **Rudy Gay** finished runner-up to **Hedo Turkoglu** for the NBA Most Improved Player Award, posting 20.1 points per game while recording the NBA's highest scoring average increase from the previous season (9.3).
- Gay also set a then Memphis franchise record for total points in a single season (1,632).
- Gay competed in the 2008 Sprite Slam Dunk Contest during All-Star weekend in New Orleans.
- **Juan Carlos Navarro's** 156 three-pointers made ranked second most in a single season by an NBA rookie, and finished just two behind the then all-time record held by **Kerry Kittles**.
- On Feb. 1, the Grizzlies traded the franchise's all-time leading scorer **Pau Gasol** to the Los Angeles Lakers in exchange for **Kwame Brown**, **Javaris Crittenton**, **Aaron McKie,** the draft rights to brother **Marc Gasol**, two future first round picks and cash considerations.

NBA STATISTICAL RANKINGS

Category	Memphis		Opponents	
Points per game	100.7	10th	106.9	28th
Field Goal Pct.	.454	15th	.480	30th
Free Throw Pct.	.723	26th	.774	29th
3-Pt. Field Goal Pct.	.349	22nd	.364	18th
Offensive Rebounds Per Game	10.34	22nd	11.37	21st
Defensive Rebounds Per Game	31.30	11th	33.18	28th
Rebounds Per Game	41.65	18th	44.55	27th

Category	Memphis		Opponents	
Assists Per Game	19.20	28th	23.94	28th
Steals Per Game	6.13	28th	8.67	30th
Turnovers Per Game	15.26	28th	13.37	22nd
Blocks Per Game	4.71	17th	4.91	18th
Personal Fouls Per Game	19.41	3rd	22.46	6th
Disqualifications	14	T-21st	12	T-15th
Points Per Game Differential	-6.2	24th		

Date	Opponent		Mem	Opp	Hm	Rd	Tot	Atten	Grizzlies Top Scorer		Grizzlies Top Rebounder		Opponent Top Scorer	
Oct 31	SAN ANTONIO	L	101	104	0-1	0-0	0-1	17,538	Gasol	22	Miller	10	Ginobili	30
Nov 3	INDIANA	L	111	121	0-2	0-0	0-2	14,878	Lowry	19	Gasol/Miller	10	Dunleavy	27
Nov 7	at Seattle	W	105	98	0-2	1-0	1-2	10,761	Gay	25	Gasol/Gay/Milicic	10	Wilcox	21
Nov 9	at Portland	L	98	110	0-2	1-1	1-3	18,112	Gay	31	Milicic	10	Aldridge	30
Nov 10	at Utah	L	94	118	0-2	1-2	1-4	19,771	Gay	18	Miller	12	Boozer	31
Nov 13	HOUSTON	W	105	99	1-2	1-2	2-4	12,398	Gasol	26	Lowry	8	McGrady	41
Nov 14	at Milwaukee	L	99	102	1-2	1-3	2-5	13,462	Gay	26	Milicic	13	Redd	31
Nov 16	NEW ORLEANS	L	118	120(ot)	1-3	1-3	2-6	13,271	Navarro	28	Miller	9	West	40
Nov 17	at Dallas	L	105	108	1-3	1-4	2-7	20,385	Miller	23	Miller	7	Jo. Howard	27
Nov 19	SEATTLE	W	125	108	2-3	1-4	3-7	10,863	Swift	24	Gasol/Gay	7	West	17
Nov 21	TORONTO	L	89	95	2-4	1-4	3-8	12,217	Gasol/Miller	16	Gasol/Miller	10	Bosh	22
Nov 23	at San Antonio	L	88	101	2-4	1-5	3-9	18,797	Navarro	16	Gay	7	Duncan	28
Nov 24	WASHINGTON	W	124	118	3-4	1-5	4-9	13,579	Navarro	28	Gasol	9	Jamison	41
Nov 27	at New Jersey	W	110	103	3-4	2-5	5-9	12,092	Gasol	22	Navarro	11	Carter	32
Nov 28	at Toronto	L	91	103	3-4	2-6	5-10	18,906	Navarro	15	Gasol/Jacobsen	7	Parker	19
Dec 1	MINNESOTA	W	109	80	4-4	2-6	6-10	12,896	Gay	21	Miller	14	McCants	18
Dec 3	PORTLAND	L	105	106	4-5	2-6	6-11	11,317	Gay/Miller	30	Gasol	15	Roy	26
Dec 5	at Houston	L	92	105	4-5	2-7	6-12	17,723	Gasol	23	Gasol	12	Wells/Yao	24
Dec 7	at New Orleans	L	116	118(ot)	4-5	2-8	6-13	10,386	Gay	31	Gasol	10	Paul	43
Dec 8	at Atlanta	L	78	86	4-5	2-9	6-14	15,658	Gay	17	Gay	11	Smith	25
Dec 11	DETROIT	L	103	113	4-6	2-9	6-15	11,962	Gay	20	Miller	11	Billups	28
Dec 14	L.A. CLIPPERS	L	91	98	4-7	2-9	6-16	10,819	Miller	23	Milicic	12	Kaman/Maggette	23
Dec 15	at Orlando	W	123	119	4-7	3-9	7-16	17,519	Gay	32	Miller	8	Howard	31
Dec 17	GOLDEN STATE	L	117	125	4-8	3-9	7-17	10,549	Gay	32	Swift	8	Jackson	28
Dec 19	SAN ANTONIO	W	88	85	5-8	3-9	8-17	13,260	Miller	31	Gay	9	Ginobili	20
Dec 21	at Detroit	L	67	94	5-8	3-10	8-18	22,076	Gay	18	Gasol	10	Prince	16
Dec 22	PHILADELPHIA	L	97	99	5-9	3-10	8-19	11,541	Gasol	31	Gasol	13	Miller	29
Dec 26	NEW ORLEANS	L	98	116	5-10	3-10	8-20	11,189	Gay/Miller	19	Gasol	8	Paul	40
Dec 28	HOUSTON	L	83	103	5-11	3-10	8-21	15,660	Gasol	23	Miller	9	Yao, Scola	22
Dec 30	at San Antonio	L	87	111	5-11	3-11	8-22	18,797	Gasol	19	Gasol/Gay/Milicic	5	Duncan/Parker	24
Jan 2	at Indiana	W	90	72	5-11	4-11	9-22	10,186	Gasol	30	Gasol	12	Dunleavy	16
Jan 4	at Boston	L	96	100	5-11	4-12	9-23	18,624	Gay	21	Gasol/Milicic/Miller	8	Garnett/Pierce	23
Jan 6	MIAMI	W	101	94	6-11	4-12	10-23	14,581	Gasol	28	Gasol	13	Davis	24
Jan 8	L.A. LAKERS	L	101	117	6-12	4-12	10-24	14,981	Miller	19	Gasol	12	Fisher	26
Jan 10	at Sacramento	L	113	116	6-12	4-13	10-25	12,493	Gay	31	Gay/Milicic/Warrick	7	Salmons	28
Jan 11	at Golden State	L	104	116	6-12	4-14	10-26	19,224	Gasol	43	Gasol	11	Ellis	27
Jan 13	at L.A. Lakers	L	99	100	6-12	4-15	10-27	18,997	Miller	27	Gasol	18	Bryant	37
Jan 15	CLEVELAND	L	124	132(ot)	6-13	4-15	10-28	13,871	Gay	30	Gasol	12	James	51
Jan 18	SEATTLE	W	124	100	7-13	4-15	11-28	13,451	Miller	25	Jones	13	Durant	22
Jan 19	at Charlotte	L	87	105	7-13	4-16	11-29	15,848	Gasol	28	Gay	9	Richardson	38
Jan 21	CHICAGO	W	104	90	8-13	4-16	12-29	18,119	Gay/Miller	24	Gasol/Gay/Miller	10	Gordon	25
Jan 23	ORLANDO	L	85	112	8-14	4-16	12-30	10,212	Gay	20	Gasol	11	Turkoglu	26
Jan 25	at Washington	L	93	104	8-14	4-17	12-31	17,123	Miller	21	Miller	9	Jamison	24
Jan 26	L.A. CLIPPERS	W	125	120(ot)	9-14	4-17	13-31	11,072	Gay	34	Gay	12	Maggette	35
Jan 28	DALLAS	L	84	103	9-15	4-17	13-32	11,672	Gay	18	Gasol/Lowry/Milicic	5	Jo. Howard	26
Jan 30	DENVER	L	102	106	9-16	4-17	13-33	12,043	Gay	30	Milicic	16	Iverson	32
Feb 2	UTAH	L	91	110	9-17	4-17	13-34	12,407	Gay	15	Milicic	12	Boozer	19
Feb 5	MILWAUKEE	L	97	102	9-18	4-17	13-35	10,749	Miller	32	Milicic	12	Williams	32
Feb 8	at Dallas	L	81	92	9-18	4-18	13-36	20,315	Gay	18	Gay	12	Nowitzki	21
Feb 9	at New Orleans	L	99	112	9-18	4-19	13-37	17,231	Gay	26	Milicic	7	West	33
Feb 12	SACRAMENTO	W	107	94	10-18	4-19	14-37	10,161	Warrick	24	Warrick	13	Martin	33
Feb 13	at Philadelphia	L	88	102	10-18	4-20	14-38	12,026	Gay/Warrick	23	Warrick	8	Iguodala	29
Feb 19	at Seattle	L	101	108	10-18	4-21	14-39	11,391	Gay	23	Collins	10	Watson	26
Feb 20	at L.A. Clippers	L	86	100	10-18	4-22	14-40	16,117	Gay	21	Milicic	8	Maggette	30
Feb 22	DALLAS	L	83	98	10-19	4-22	14-41	16,245	Gay	18	K. Brown/Warrick	9	Nowitzki	27
Feb 24	at Cleveland	L	89	109	10-19	4-23	14-42	20,562	Warrick	21	Warrick	9	James	25
Feb 26	PHOENIX	L	113	127	10-20	4-23	14-43	13,482	Gay	36	Warrick	11	Nash/Stoudemire	25
Feb 29	at Houston	L	95	116	10-20	4-24	14-44	18,105	Crittenton	22	Milicic/Warrick	8	McGrady	25
Mar 1	UTAH	L	92	113	10-21	4-24	14-45	13,232	Gay	20	Warrick	13	Boozer	18
Mar 4	at Chicago	L	97	112	10-21	4-25	14-46	21,725	Lowry	24	Warrick	10	Deng/Gooden	21
Mar 5	NEW JERSEY	W	100	93	11-21	4-25	15-46	10,218	Warrick	25	Milicic	11	Jefferson	22
Mar 8	BOSTON	L	89	119	11-22	4-25	15-47	18,119	Warrick	15	Warrick	5	R. Allen	23
Mar 11	at Phoenix	L	111	132	11-22	4-26	15-48	18,422	Gay	20	Gay	8	Stoudemire	29
Mar 12	at Denver	L	86	108	11-22	4-27	15-49	17,318	Navarro	16	Miller	9	Martin	23
Mar 15	at Golden State	L	107	110	11-22	4-28	15-50	19,596	Warrick	23	Miller	13	Jackson	21
Mar 17	CHARLOTTE	W	98	80	12-22	4-28	16-50	10,971	Navarro	21	Miller	13	Anderson	17
Mar 19	at Minnesota	L	94	98	12-22	4-29	16-51	12,666	Gay	25	Warrick	11	Jefferson	29
Mar 21	at New York	W	120	106	12-22	5-29	17-51	19,763	Miller	34	Warrick	10	Crawford	22
Mar 22	SACRAMENTO	W	117	111	13-22	5-29	18-51	11,151	Gay	24	Milicic	10	Martin	29
Mar 24	DENVER	L	106	120	13-23	5-29	18-52	12,317	Gay	30	Miller	14	Smith	27
Mar 26	at Sacramento	L	106	107(ot)	13-23	5-30	18-53	13,433	Warrick	26	Crittenton/Milicic	9	Martin	36
Mar 28	at L.A. Lakers	W	114	111	13-23	6-30	19-53	18,997	Gay	28	Milicic	12	Bryant	53
Mar 29	at L.A. Clippers	L	97	110	13-23	6-31	19-54	18,125	Gay	23	Milicic	9	Thornton	39
Mar 31	ATLANTA	L	99	116	13-24	6-31	19-55	10,281	Gay	29	Crittenton	8	Smith	26
Apr 2	NEW YORK	W	130	114	14-24	6-31	20-55	10,013	Crittenton	23	Crittenton	9	Randolph	27
Apr 4	GOLDEN STATE	L	86	117	14-25	6-31	20-56	11,463	Gay	23	Gay/Milicic/Miller	7	Biedrins	21
Apr 6	at Minnesota	W	113	101	14-25	7-31	21-56	16,764	Miller	34	Miller	10	Gomes	19
Apr 8	PHOENIX	L	113	127	14-26	7-31	21-57	13,987	Gay	36	Gay	8	Stoudemire	28
Apr 11	at Miami	W	96	91	14-26	8-31	22-57	19,017	Lowry, Warrick	17	A. Brown	11	Barron	22
Apr 12	MINNESOTA	L	105	114	14-27	8-31	22-58	14,873	Conley	25	A. Brown	18	McCants	23
Apr 15	at Portland	L	91	113	14-27	8-32	22-59	19,980	Warrick	17	Warrick	14	Jones	20
Apr 16	at Denver	L	111	120	14-27	8-33	22-60	17,892	Lowry	22	A. Brown	13	Iverson	21

2006-07 MEMPHIS GRIZZLIES (22-60)

Back Row, L-R: Scott Adubato, Paul Cormier, Lionel Hollins, Mitchell Anderson, Brian Cardinal, Rudy Gay, Stromile Swift, Pau Gasol, Hakim Warrick, Lawrence Roberts, Mike Miller, Alexander Johnson, Yusuf Boyd, Drew Graham, Mike Curtis. **Front Row, L-R:** Kyle Lowry, Dahntay Jones, Damon Stoudamire, Tony Barone, Sr., Chucky Atkins, Tarence Kinsey, Junior Harrington.

				--Field Goals--			--3-Point FG--			-Free Throws-			--Rebounds--									
Player	**G**	**GS**	**Min**	**FG**	**FGA**	**Pct**	**FG**	**FGA**	**Pct**	**FT**	**FTA**	**Pct**	**Off**	**Def**	**Tot**	**Ast**	**PF**	**Dq**	**Stl**	**TO**	**Blk**	**Pts**	**Avg**
Gasol	59	59	2133	462	858	.538	3	11	.273	299	400	.748	149	432	581	201	137	0	29	162	126	1226	20.8
Miller	70	69	2740	465	1010	.460	202	498	.406	161	203	.793	52	326	378	298	138	0	54	179	18	1293	18.5
Atkins	75	23	2064	310	715	.434	116	306	.379	252	311	.810	18	121	139	346	136	2	50	127	4	988	13.2
Warrick	82	43	2152	373	712	.524	0	8	.000	299	388	.771	130	290	420	75	232	3	43	161	30	1045	12.7
Gay	78	43	2103	321	760	.422	52	143	.364	152	209	.727	93	255	348	100	192	3	71	140	74	846	10.8
Swift	54	18	1029	161	346	.465	0	5	.000	97	134	.724	85	165	250	17	146	2	30	69	62	419	7.8
Kinsey	48	12	967	139	304	.457	13	46	.283	78	98	.796	29	68	97	41	57	0	53	46	1	369	7.7
Stoudamire	62	51	1501	171	437	.391	59	175	.337	66	83	.795	31	108	139	299	95	0	47	101	2	467	7.5
D. Jones	78	25	1671	220	461	.477	5	12	.417	138	174	.793	47	106	153	68	192	2	39	92	22	583	7.5
Lowry	10	0	175	14	38	.368	3	8	.375	25	28	.893	12	19	31	32	20	0	14	12	1	56	5.6
E. Jones	29	14	561	57	151	.377	22	74	.297	25	34	.735	14	47	61	33	54	1	22	23	2	161	5.6
Harrington	29	8	543	57	137	.416	7	26	.269	31	46	.674	12	56	68	89	79	0	21	52	5	152	5.2
Roberts	54	18	969	94	208	.452	0	2	.000	95	131	.725	101	160	261	30	133	2	36	36	13	283	5.2
Cardinal	28	1	313	42	85	.494	18	44	.409	25	27	.926	13	46	59	31	42	0	22	23	1	127	4.5
Johnson	59	19	753	91	169	.538	0	0	---	78	118	.661	50	131	181	17	137	5	25	47	35	260	4.4
Tsakalidis	23	7	258	20	50	.400	0	0	---	14	24	.583	24	40	64	2	34	0	7	21	11	54	2.3
Padgett	7	0	33	1	7	.143	0	4	.000	0	2	.000	5	4	9	0	2	0	1	1	0	2	0.3
Conroy	3	0	17	0	0	---	0	0	---	0	0	---	1	1	2	1	1	0	0	0	0	0	0.0
GRIZZLIES	**82**		**19980**	**2998**	**6448**	**.465**	**500**	**1362**	**.367**	**1835**	**2410**	**.761**	**866**	**2375**	**3241**	**1680**	**1827**	**20**	**564**	**1343**	**407**	**8331**	**101.6**
OPPONENTS	**82**		**19980**	**3287**	**6761**	**.486**	**576**	**1480**	**.389**	**1603**	**2113**	**.759**	**965**	**2483**	**3448**	**2062**	**1992**	**26**	**681**	**1253**	**450**	**8753**	**106.7**

QUICK FACTS

- The Memphis Grizzlies ended their season 22-60, fifth in the Southwest Division.
- The Grizzlies scored a franchise-record 144 points in a 144-135 victory on Jan. 3 vs. Golden State, also setting the franchise record for most combined points (279) in a single game.
- Memphis averaged a then club-record 101.6 points per game and shoot a then franchise-best 46.5 percent from the field.
- **Mike Miller** made a team-record 202 three-point field goals.
- **Pau Gasol** shot a then franchise-best 53.8 percent from the field.
- Miller poured in a franchise-high 45 points on Feb. 21 at Golden State.
- Head Coach **Mike Fratello** relieved of his coaching duties on Dec. 28, and **Tony Barone, Sr.** named interim head coach.
- **Rudy Gay** named to the T-Mobile NBA All-Rookie First Team, finishing third in the NBA Rookie of the Year voting behind Brandon Roy and Andrea Bargnani after averaging 10.8 points and 4.5 rebounds in 78 games.
- Gay is named NBA Western Conference T-Mobile Rookie of the Month for the month of November 2007.
- Gasol became the Grizzlies' all-time franchise leader in points scored when he registered his 7,809th career point on March 7 at Toronto.

NBA STATISTICAL RANKINGS

Category	Memphis		Opponents	
Points per game	101.6	6th	106.7	29th
Field Goal Pct.	.465	8th	.486	30th
Free Throw Pct.	.761	13th	.759	22nd
3-Pt. Field Goal Pct.	.367	7th	.389	30th
Offensive Rebounds Per Game	10.56	23rd	11.77	23rd
Defensive Rebounds Per Game	28.96	23rd	30.28	19th
Rebounds Per Game	39.52	26th	42.05	21st

Category	Memphis		Opponents	
Assists Per Game	20.49	T-19th	25.15	29th
Steals Per Game	6.88	23rd	8.30	30th
Turnovers Per Game	16.38	26th	15.28	11th
Blocks Per Game	4.96	13th	5.49	30th
Personal Fouls Per game	22.28	16th	24.29	2nd
Disqualifications	20	T-25th	26	3rd
Points Per Game Differential	-5.1	30th		

Date	Opponent		Mem	Opp	Hm	Rd	Tot	Atten	Grizzlies Top Scorer		Grizzlies Top Rebounder		Opponent Top Scorer	
Nov 1	NEW YORK	L	117	118(3ot)	0-1	0-0	0-1	17,113	Atkins	25	Warrick	12	Richardson	31
Nov 3	CHARLOTTE	W	96	83	1-1	0-0	1-1	13,787	Miller	27	Roberts	11	Morrison	21
Nov 4	at Detroit	L	86	95	1-1	0-1	1-2	22,076	Warrick	21	Gay	9	Hamilton	24
Nov 7	HOUSTON	L	80	86	1-2	0-1	1-3	14,173	Swift	15	Roberts	8	Yao	24
Nov 11	at Phoenix	L	87	96	1-2	0-2	1-4	18,422	Atkins	20	Gay	9	Stoudemire	25
Nov 12	at L.A. Lakers	L	81	91	1-2	0-3	1-5	18,997	Miller	21	Miller	13	Bryant	21
Nov 15	at Sacramento	L	111	115	1-2	0-4	1-6	17,317	Atkins	27	Roberts/Miller	8	Bibby	32
Nov 17	DALLAS	L	103	115	1-3	0-4	1-7	16,727	Warrick	26	Warrick	8	Nowitzki	26
Nov 18	at Dallas	L	84	89	1-3	0-5	1-8	20,535	Gay	23	Gay	7	Nowitzki	24
Nov 20	ORLANDO	W	95	86	2-3	0-5	2-8	13,147	Warrick	26	Warrick	10	Howard	24
Nov 21	at Cleveland	L	94	97	2-3	0-6	2-9	20,562	Atkins	17	Miller/Swift	6	Gooden	22
Nov 24	WASHINGTON	W	95	80	3-3	0-6	3-9	15,067	Warrick	18	Swift	10	Butler	22
Nov 25	at Houston	L	76	85	3-3	0-7	3-10	16,707	Warrick	12	Gay	8	Yao	28
Nov 28	at Denver	W	108	96	3-3	1-7	4-10	12,435	Warrick	25	Swift	11	Anthony	37
Nov 29	at L.A. Clippers	L	90	105	3-3	1-8	4-11	15,829	Warrick	22	Roberts/Swift	8	Mobley	24
Dec 2	MIAMI	L	97	98	3-4	1-8	4-12	18,119	Miller	22	Miller	8	Wade	23
Dec 4	at New York	L	90	98	3-4	1-9	4-13	15,233	Warrick	19	Warrick	7	Curry	26
Dec 6	at Boston	W	98	96	3-4	2-9	5-13	15,649	Atkins	19	Roberts/Miller	7	Pierce	25
Dec 8	at Milwaukee	L	94	100	3-4	2-10	5-14	14,836	Warrick	31	Warrick	13	Patterson	30
Dec 9	L.A. CLIPPERS	L	82	89	3-5	2-10	5-15	14,509	Miller	19	Miller	13	Brand	26
Dec 11	at New Jersey	L	92	105	3-5	2-11	5-16	12,111	Atkins	26	Miller	8	Carter	37
Dec 13	PORTLAND	L	79	85	3-6	2-11	5-17	13,221	Miller	20	Johnson	7	Randolph	21
Dec 15	ATLANTA	L	88	97	3-7	2-11	5-18	14,463	Atkins	18	Miller	9	Pachulia	22
Dec 16	at Miami	L	90	98	3-7	2-12	5-19	19,600	Miller/Warrick	20	Johnson	9	Wade	41
Dec 18	SEATTLE	W	134	126(2ot)	4-7	2-12	6-19	12,423	Miller	29	Miller	11	Lewis	36
Dec 20	at San Antonio	L	98	105	4-7	2-13	6-20	18,797	Miller	22	Miller	8	Duncan	21
Dec 22	at NO/Okla. City	L	97	100(ot)	4-7	2-14	6-21	18,097	Gasol	28	Gasol	9	M. Jackson	19
Dec 23	UTAH	L	97	100	4-8	2-14	6-22	14,793	Miller	28	Miller	5	Boozer	24
Dec 26	at Washington	L	101	116	4-8	2-15	6-23	18,778	Johnson	23	Johnson	10	Arenas	31
Dec 27	MILWAUKEE	L	96	112	4-9	2-15	6-24	14,914	Gasol	29	Gasol	7	Redd/Bogut	20
Dec 30	TORONTO	W	110	104	5-9	2-15	7-24	15,119	Miller	27	Swift	14	Peterson	19
Dec 31	at Houston	L	109	111	5-9	2-16	7-25	18,124	Miller	32	Swift	9	McGrady	38
Jan 3	GOLDEN STATE	W	144	135	6-9	2-16	8-25	12,176	Miller	33	Gasol	13	Barnes	36
Jan 5	BOSTON	L	119	128	6-10	2-16	8-26	15,263	Miller/Gasol	24	Gasol	7	Szczerbiak	26
Jan 7	SAN ANTONIO	L	96	110	6-11	2-16	8-27	15,227	Gasol	24	Miller	8	Ginobili	34
Jan 9	L.A. LAKERS	W	128	118	7-11	2-16	9-27	16,651	Miller/Gasol	25	Gasol	13	Bryant	25
Jan 12	MINNESOTA	L	110	116	7-12	2-16	9-28	16,119	Miller	23	Gasol	5	Garnett	28
Jan 13	at Chicago	L	66	111	7-12	2-17	9-29	22,104	Gasol	16	Gasol	13	Gordon	24
Jan 15	PHOENIX	L	122	137	7-13	2-17	9-30	18,119	Miller	25	Gasol	9	Stoudemire	42
Jan 17	PHILADELPHIA	W	118	102	8-13	2-17	10-30	14,681	Miller	30	Gasol	12	Korver	30
Jan 20	at L.A. Clippers	L	91	112	8-13	2-18	10-31	17,672	Gasol	27	Gasol	7	Brand	34
Jan 22	at Denver	L	98	115	8-13	2-19	10-32	19,155	Gasol	23	Gasol	17	Anthony	28
Jan 24	at Utah	W	132	130(ot)	8-13	3-19	11-32	19,714	Atkins	29	Gasol	13	Boozer	39
Jan 26	at San Antonio	L	96	112	8-13	3-20	11-33	18,332	Warrick	27	Warrick	7	Duncan	26
Jan 27	PORTLAND	L	132	135(2ot)	8-14	3-20	11-34	15,211	Miller	28	Gasol	14	Randolph	42
Jan 29	SACRAMENTO	W	124	117	9-14	3-20	12-34	12,396	Gasol	34	Roberts	14	Bibby	23
Jan 31	DALLAS	L	94	95	9-15	3-20	12-35	14,762	Miller	32	Gasol	13	Nowitzki	26
Feb 3	INDIANA	L	110	116	9-16	3-20	12-36	16,163	Gasol	30	Gasol	9	Tinsley/O'Neal	25
Feb 6	HOUSTON	L	90	98	9-17	3-20	12-37	12,496	Gasol	30	Gasol	13	McGrady	33
Feb 7	at Dallas	L	97	113	9-17	3-21	12-38	20,263	Gasol	29	Johnson	10	Nowitzki	38
Feb 9	MINNESOTA	W	105	97(ot)	10-17	3-21	13-38	15,963	Gay	19	Gasol	17	Blount	25
Feb 10	at NO/Okla. City	L	99	114	10-17	3-22	13-39	17,139	Gasol	21	Gasol	11	Paul	23
Feb 13	NO/OKLA. CITY	W	108	104	11-17	3-22	14-39	10,641	Miller	22	Gasol	15	Mason	23
Feb 14	at Indiana	L	104	114	11-17	3-23	14-40	13,037	Gay	31	Gasol	13	O'Neal	23
Feb 20	at Seattle	L	105	121	11-17	3-24	14-41	16,006	Miller	20	Gasol	12	Lewis	34
Feb 21	at Golden State	L	115	118(ot)	11-17	3-25	14-42	16,967	Miller	45	Gasol	14	Jackson	26
Feb 23	at Portland	W	103	102	11-17	4-25	15-42	14,875	Gasol	23	Roberts/Warrick	7	Randolph	25
Feb 26	DENVER	L	107	111	11-18	4-25	15-43	14,736	Miller/Gasol	21	Gasol	11	Anthony	33
Feb 28	UTAH	L	88	104	11-19	4-25	15-44	15,117	Gasol	28	Gasol	13	Harpring	25
Mar 2	at Philadelphia	L	112	117(ot)	11-19	4-26	15-45	16,314	Gasol	31	Gasol	13	Iguodala/Korver	27
Mar 3	DETROIT	L	89	92	11-20	4-26	15-46	17,191	Miller	24	Gasol	15	Billups	19
Mar 7	at Toronto	L	87	94	11-20	4-27	15-47	16,940	Miller	19	Gay	11	Bosh	19
Mar 9	at Atlanta	L	105	106	11-20	4-28	15-48	12,257	Miller	29	Swift	13	Smith	20
Mar 10	at Charlotte	W	115	107	11-20	5-28	16-48	17,106	Gasol	31	Gasol	15	Felton	24
Mar 12	NEW JERSEY	L	102	113	11-21	5-28	16-49	12,165	Gasol	19	Swift	10	Carter	30
Mar 14	CLEVELAND	L	96	118	11-22	5-28	16-50	14,561	Gay	24	Gasol	10	James	29
Mar 17	CHICAGO	W	104	103	12-22	5-28	17-50	14,793	Miller	25	Miller	12	Gordon	33
Mar 20	NO/OKLA. CITY	L	103	114	12-23	5-28	17-51	10,916	Gasol	28	Gasol	10	West	26
Mar 22	L.A. LAKERS	L	119	121	12-24	5-28	17-52	16,107	Gasol	35	Gasol	15	Bryant	60
Mar 24	at Utah	L	108	118	12-24	5-29	17-53	19,911	D. Jones	26	Gasol	10	Boozer	28
Mar 26	at Phoenix	L	87	105	12-24	5-30	17-54	18,422	Gasol	21	Gasol	10	Bell	29
Mar 27	at L.A. Lakers	W	88	86	12-24	6-30	18-54	18,997	Kinsey	24	Gasol	16	Bryant	23
Mar 29	at Portland	W	96	92	12-24	7-30	19-54	15,618	Kinsey	20	Warrick	10	Randolph	43
Mar 30	at Seattle	L	93	120	12-24	7-31	19-55	16,469	Warrick	26	Warrick	11	Collison/Petro	22
Apr 1	at Golden State	L	117	122	12-24	7-32	19-56	17,198	Gasol	23	Gasol/Warrick	9	Richardson	26
Apr 3	PHOENIX	L	111	116	12-25	7-32	19-57	14,863	Gasol	23	Warrick	16	Stoudemire	27
Apr 6	GOLDEN STATE	L	104	116	12-26	7-32	19-58	14,087	Kinsey	28	Gasol	11	Davis	31
Apr 7	at Orlando	L	89	116	12-26	7-33	19-59	17,233	Atkins	18	Gasol/Warrick	8	Howard	31
Apr 10	SACRAMENTO	L	100	112	12-27	7-33	19-60	11,393	D. Jones	20	Gasol	9	Bibby	25
Apr 14	DENVER	W	133	118	13-27	7-33	20-60	18,119	Kinsey/Atkins	28	Warrick	11	Anthony	28
Apr 16	SAN ANTONIO	W	101	91	14-27	7-33	21-60	13,345	Gasol	25	Gasol	15	Finley/White	17
Apr 18	at Minnesota	W	116	94	14-27	8-33	22-60	14,977	Gasol	25	Gasol	16	Foye	26

2005-06 MEMPHIS GRIZZLIES (49-33)

Back Row, L-R: Lionel Hollins, Scott Adubato, Jason Hamm, Mitchell Anderson, Eric Musselman, Mike Miller, Hakim Warrick, Lorenzen Wright, Jake Tsakalidis, Pau Gasol, Lawrence Roberts, Brian Cardinal, Shane Battier, Yusuf Boyd, Scott McCullough, Mike Curtis, Charles Sweeney, Dana Davis. **Front Row, L-R:** Eddie Jones, Anthony Roberson, Bobby Jackson, Mike Fratello, Chucky Atkins, Antonio Burks, Dahntay Jones.

				--Field Goals--			--3-Point FG--			-Free Throws-			--Rebounds--									
Player	**G**	**GS**	**Min**	**FG**	**FGA**	**Pct**	**FG**	**FGA**	**Pct**	**FT**	**FTA**	**Pct**	**Off**	**Def**	**Tot**	**Ast**	**PF**	**Dq**	**Stl**	**TO**	**Blk**	**Pts**	**Avg**
Gasol	80	80	3135	600	1194	.503	3	12	.250	425	617	.689	191	522	713	371	184	1	46	235	153	1628	20.4
Miller	74	9	2268	354	760	.466	138	339	.407	168	210	.800	42	355	397	200	173	4	52	140	27	1014	13.7
E. Jones	75	75	2437	292	722	.404	133	374	.356	168	215	.781	35	244	279	177	201	2	131	93	27	885	11.8
Stoudamire	27	27	862	114	287	.397	36	104	.346	53	62	.855	23	72	95	128	49	0	19	55	1	317	11.7
Atkins	43	39	1161	160	399	.401	64	182	.352	107	132	.811	11	64	75	129	94	3	29	57	2	491	11.4
Jackson	71	15	1775	286	748	.382	129	332	.389	107	146	.733	44	179	223	195	155	2	61	101	1	808	11.4
Battier	81	81	2839	303	621	.488	65	165	.394	147	208	.707	164	265	429	136	223	3	92	90	114	818	10.1
Wright	78	58	1689	194	406	.478	0	2	.000	66	117	.564	142	253	395	48	201	0	52	67	46	454	5.8
Tsakalidis	51	19	732	100	165	.606	0	0	---	57	87	.655	78	134	212	13	107	1	14	39	32	257	5.0
Warrick	68	2	724	101	228	.443	0	0	---	76	115	.661	43	101	144	30	113	0	14	56	21	278	4.1
D. Jones	71	4	967	109	263	.414	3	21	.143	60	93	.645	20	84	104	39	108	1	38	50	15	281	4.0
Cardinal	36	0	402	46	111	.414	13	29	.448	19	27	.704	11	44	55	33	65	0	23	27	0	124	3.4
Roberson	16	0	88	14	31	.452	5	10	.500	2	2	1.000	0	6	6	5	6	0	1	3	0	35	2.2
Burks	57	1	570	51	144	.354	1	6	.167	10	23	.435	4	33	37	76	45	0	20	36	0	113	2.0
Roberts	33	0	181	20	44	.455	0	2	.000	11	23	.478	26	23	49	5	30	0	8	5	2	51	1.5
Thomas	3	0	25	2	2	1.000	0	0	---	0	0	---	0	0	0	1	3	0	0	2	1	4	1.3
GRIZZLIES	**82**		**19855**	**2746**	**6125**	**.448**	**590**	**1578**	**.374**	**1476**	**2077**	**.711**	**834**	**2379**	**3213**	**1586**	**1757**	**17**	**600**	**1134**	**442**	**7558**	**92.2**
OPPONENTS	**82**		**19855**	**2691**	**6172**	**.436**	**408**	**1223**	**.334**	**1465**	**1942**	**.754**	**927**	**2404**	**3331**	**1605**	**1867**	**14**	**597**	**1213**	**456**	**7255**	**88.5**

QUICK FACTS

- The Memphis Grizzlies wrapped up the season with a 49-33 record (third in the Southwest Division), making the NBA Playoffs for the third consecutive year.
- Dallas swept Memphis, 4-0, in the first round of the 2006 NBA Playoffs.
- The Grizzlies held their opponents to an NBA-low 88.5 points per game.
- Forward **Mike Miller** named NBA Sixth Man of the Year after averaging 13.7 points, 5.4 rebounds and 2.7 assists in 74 games.
- Memphis shot a franchise-best 37.4 percent from three-point range.
- **Pau Gasol** became the first NBA All-Star in franchise history and grabbed a game-high 12 rebounds.
- Gasol is named Western Conference Player of the Week twice (games played Feb. 27-March 2 and March 20-26).
- Gasol became the franchise's all-time leading rebounder on March 24 at New York, as he pulled down his 3,072nd rebound in a Grizzlies uniform.
- Gasol tied a franchise record by scoring 30-plus points in three consecutive games from March 24-28.

NBA STATISTICAL RANKINGS

Category	Memphis		Opponents	
Points per game	92.2	27th	88.5	1st
Field Goal Pct.	.448	20th	.436	6th
Free Throw Pct.	.711	27th	.754	25th
3-Pt. Field Goal Pct.	.374	8th	.334	2nd
Offensive Rebounds Per Game	10.17	25th	11.30	16th
Defensive Rebounds Per Game	29.01	T-21st	29.32	11th
Rebounds Per Game	39.18	28th	40.62	14th

Category	Memphis		Opponents	
Assists Per Game	19.34	22nd	19.57	10th
Steals Per Game	7.32	10th	7.28	T-18th
Turnovers Per Game	13.83	8th	14.79	9th
Blocks Per Game	5.39	T-8th	5.56	29th
Personal Fouls Per game	21.43	7th	22.77	17th
Disqualifications	17	T-11th	14	T-18th
Points Per Game Differential	+3.7	6th		

Date	Opponent		Mem	Opp	Hm	Rd	Tot	Atten	Grizzlies Top Scorer		Grizzlies Top Rebounder		Opponent Top Scorer	
Nov 2	MIAMI	L	78	97	0-1	0-0	0-1	18,119	Gasol	26	Gasol	12	Walker	25
Nov 4	at Orlando	W	94	85	0-1	1-0	1-1	14,942	E. Jones	25	Gasol/Miller	8	Francis	22
Nov 5	CLEVELAND	W	113	106	1-1	1-0	2-1	17,368	Gasol	29	Wright	13	James	36
Nov 8	SEATTLE	W	94	69	2-1	1-0	3-1	14,319	Gasol	20	Wright	11	Allen	15
Nov 9	at Boston	L	98	99	2-1	1-1	3-2	15,086	E. Jones	20	Gasol/Miller	6	Pierce	29
Nov 11	at Cleveland	L	70	89	2-1	1-2	3-3	16,554	E. Jones	15	E. Jones/Jackson/Roberts	4	James	16
Nov 12	at Atlanta	W	85	84	2-1	2-2	4-3	15,949	Battier	22	Gasol	9	Johnson	17
Nov 14	L.A. LAKERS	W	85	73	3-1	2-2	5-3	16,671	Gasol	20	Wright	12	Bryant	18
Nov 16	at Phoenix	W	115	103	3-1	3-2	6-3	15,808	Stoudamire	26	Battier	12	Marion	23
Nov 19	at Utah	W	80	72	3-1	4-2	7-3	16,356	Miller	18	Miller/Wright	8	Williams	21
Nov 20	at Denver	L	83	99	3-1	4-3	7-4	16,072	Gasol	24	Gasol	12	Camby/Anthony	21
Nov 22	PORTLAND	L	87	95	3-2	4-3	7-5	14,555	Battier	21	Gasol	16	Miles	22
Nov 25	HOUSTON	W	86	81	4-2	4-3	8-5	18,119	Battier	20	Wright	11	Anderson	16
Nov 26	at Dallas	W	112	92	4-2	5-3	9-5	20,135	Gasol	36	Gasol	15	Nowitzki	27
Nov 30	at Toronto	W	92	66	4-2	6-3	10-5	14,993	Stoudamire	19	Gasol	10	Bosh	15
Dec 2	ORLANDO	W	91	69	5-2	6-3	11-5	13,913	Miller	25	Gasol	8	Stevenson	22
Dec 3	at Houston	W	90	75	5-2	7-3	12-5	17,135	Stoudamire	24	Wright	8	Yao	29
Dec 6	NO/OKLAHOMA CITY	W	89	73	6-2	7-3	13-5	13,271	Gasol	29	Gasol	15	Mason/West	15
Dec 9	DALLAS	L	83	90	6-3	7-3	13-6	17,176	Miller	19	Gasol/Miller	8	Nowitzki	35
Dec 10	at Indiana	L	66	80	6-3	7-4	13-7	16,043	Battier	13	Gasol	7	O'Neal	20
Dec 14	L.A. LAKERS	L	79	94	6-4	7-4	13-8	16,591	Miller	21	Gasol	12	Bryant	27
Dec 17	PHOENIX	W	91	87	7-4	7-4	14-8	16,375	Gasol/Miller	14	Miller	11	House	21
Dec 19	DETROIT	L	104	106 (2ot)	7-5	7-4	14-9	16,897	Gasol	32	Gasol	13	Billups	30
Dec 21	PORTLAND	W	89	79	8-5	7-4	15-9	14,231	Gasol	26	Gasol	12	Dixon	17
Dec 23	CHICAGO	W	95	77	9-5	7-4	16-9	15,917	Miller	27	Gasol	11	Nocioni	14
Dec 26	at Utah	L	102	105 (ot)	9-5	7-5	16-10	18,545	Gasol	32	Gasol	11	Kirilenko	24
Dec 28	at L.A. Lakers	W	100	99 (ot)	9-5	8-5	17-10	18,997	Stoudamire	25	Miller	15	Bryant	45
Dec 30	at Portland	W	93	90	9-5	9-5	18-10	13,697	Miller	23	Gasol/Battier	9	Patterson	22
Dec 31	at Seattle	W	100	96	9-5	10-5	19-10	16,567	Gasol	22	Gasol	8	Allen	28
Jan 3	GOLDEN STATE	W	104	94	10-5	10-5	20-10	14,697	E. Jones	23	Gasol/Battier/Wright	7	Richardson	20
Jan 6	UTAH	W	87	65	11-5	10-5	21-10	17,019	Gasol	27	Gasol	18	Kirilenko	20
Jan 7	at Chicago	L	82	111	11-5	10-6	21-11	20,378	Burks	18	Gasol	7	Hinrich	26
Jan 10	SACRAMENTO	W	99	85	12-5	10-6	22-11	14,081	Gasol	27	Miller	10	Bibby	26
Jan 13	NEW JERSEY	W	81	69	13-5	10-6	23-11	17,221	Miller	18	Miller	16	Carter	14
Jan 14	at San Antonio	L	79	80	13-5	10-7	23-12	18,797	Gasol	26	E. Jones	10	Ginobili	20
Jan 16	SAN ANTONIO	L	83	93	13-6	10-7	23-13	18,119	Gasol	25	Gasol	9	Parker	28
Jan 18	at NO/Oklahoma City	L	79	87	13-6	10-8	23-14	14,554	Miller	21	E. Jones	8	Paul	16
Jan 20	at Philadelphia	L	86	89 (ot)	13-6	10-9	23-15	18,010	E. Jones	22	Wright	10	Iverson	30
Jan 22	at Washington	W	93	82	13-6	11-9	24-15	14,914	Miller	30	Five players tied	6	Jamison	25
Jan 24	at Miami	L	82	94	13-6	11-10	24-16	19,600	Jackson	22	Gasol	7	Wade	25
Jan 25	MINNESOTA	W	107	87	14-6	11-10	25-16	16,813	Gasol	30	Gasol/Battier	8	Garnett	29
Jan 27	at Detroit	L	89	95	14-6	11-11	25-17	22,076	Gasol	31	Gasol	7	Billups	34
Jan 28	NO/OKLAHOMA CITY	L	86	95	14-7	11-11	25-18	16,228	Gasol	25	Gasol	16	Claxton	20
Jan 30	HOUSTON	W	86	77	15-7	11-11	26-18	16,371	Atkins	19	Gasol	11	McGrady	23
Feb 1	DALLAS	L	80	81	15-8	11-11	26-19	15,817	Gasol	26	Gasol	10	Howard	19
Feb 4	at Milwaukee	L	78	88	15-8	11-12	26-20	17,894	Gasol	19	Gasol	12	Redd	23
Feb 7	at Sacramento	L	96	104	15-8	11-13	26-21	17,317	Jackson	24	Battier	10	Miller/Martin	22
Feb 8	at Phoenix	L	102	108	15-8	11-14	26-22	17,801	Jackson	17	Battier	10	Barbosa	24
Feb 10	at L.A. Clippers	L	87	91	15-8	11-15	26-23	17,182	Gasol/Battier	16	Tsakalidis	12	Brand	44
Feb 11	at L.A. Lakers	W	100	99	15-8	12-15	27-23	18,997	Gasol	31	Gasol	12	Bryant	26
Feb 13	at Golden State	W	81	79	15-8	13-15	28-23	17,023	Gasol	23	Gasol	13	Fisher	21
Feb 15	SACRAMENTO	W	84	78	16-8	13-15	29-23	14,541	Gasol	24	Wright	9	Martin	14
Feb 21	TORONTO	W	94	88	17-8	13-15	30-23	15,385	Gasol	21	Battier	13	Bosh	26
Feb 23	at Dallas	L	87	97	17-8	13-16	30-24	19,912	Jackson/Gasol	18	Jackson/Miller/Battier	7	Nowitzki	31
Feb 24	SAN ANTONIO	L	80	83	17-9	13-16	30-25	18,119	Gasol	21	Gasol	12	Duncan	19
Feb 26	at Minnesota	L	99	105	17-9	13-17	30-26	16,298	Gasol	23	Warrick	9	Davis	35
Feb 27	WASHINGTON	W	108	98	18-9	13-17	31-26	12,981	Gasol	39	Gasol	10	Arenas	37
Mar 1	NEW YORK	W	101	99	19-9	13-17	32-26	14,678	Gasol	23	Gasol	7	Marbury	25
Mar 5	at L.A. Clippers	W	102	86	19-9	14-17	33-26	16,796	Miller	20	Miller	7	Brand	23
Mar 6	at Denver	L	101	115	19-9	14-18	33-27	15,242	Jackson	22	Jackson/D. Jones	4	Anthony	35
Mar 8	at Seattle	W	99	74	19-9	15-18	34-27	15,521	Gasol	21	Tsakalidis	15	Allen	18
Mar 10	at Sacramento	L	93	105	19-9	15-19	34-28	17,317	Gasol	26	Gasol	12	Artest	30
Mar 12	PHILADELPHIA	L	91	94	19-10	15-19	34-29	17,776	Tsakalidis	17	Tsakalidis	12	Webber	31
Mar 14	BOSTON	W	93	76	20-10	15-19	35-29	14,271	Tsakalidis	19	Tsakalidis	16	Szczerbiak	18
Mar 17	DENVER	W	116	102	21-10	15-19	36-29	17,222	Miller	41	Atkins	8	Anthony	33
Mar 19	UTAH	W	90	84	22-10	15-19	37-29	14,116	Atkins	20	Gasol	10	Boozer	19
Mar 21	INDIANA	W	105	75	23-10	15-19	38-29	14,063	Gasol	23	Gasol	8	Foster/Johnson	15
Mar 23	L.A. CLIPPERS	W	95	85	24-10	15-19	39-29	13,872	E. Jones	23	Miller	14	Brand	25
Mar 24	at New York	W	91	75	24-10	16-19	40-29	19,763	Gasol	36	Wright	9	Curry	19
Mar 26	CHARLOTTE	W	102	95	25-10	16-19	41-29	17,328	Gasol	33	Gasol	15	Wallace	25
Mar 28	SEATTLE	L	97	98	25-11	16-19	41-30	14,691	Gasol	44	Wright	14	Allen	20
Mar 29	at New Jersey	L	74	86	25-11	16-20	41-31	16,455	Gasol	21	Gasol	8	Jefferson	27
Mar 31	at NO/Oklahoma City	L	102	107	25-11	16-21	41-32	18,817	Jackson	26	Battier	10	Jackson	24
Apr 2	ATLANTA	W	98	87	26-11	16-21	42-32	14,463	Atkins	19	Gasol	10	J. Smith	26
Apr 4	GOLDEN STATE	W	100	75	27-11	16-21	43-32	14,891	Atkins	22	Tsakalidis	11	Fisher	17
Apr 7	MILWAUKEE	W	100	90	28-11	16-21	44-32	16,463	Gasol	33	Gasol	14	Redd	25
Apr 9	at San Antonio	L	81	83	28-11	16-22	44-33	18,797	Tsakalidis	15	Battier	12	Duncan	23
Apr 11	MINNESOTA	W	92	76	29-11	16-22	45-33	15,571	Gasol	19	Gasol	10	Reed	14
Apr 12	at Charlotte	W	96	88	29-11	17-22	46-33	16,439	E. Jones	16	Battier	8	Wallace	17
Apr 15	at Houston	W	93	81	29-11	18-22	47-33	16,958	Miller	25	Gasol	10	Howard	16
Apr 18	L.A. CLIPPERS	W	101	95	30-11	18-22	48-33	17,214	Tsakalidis	18	Tsakalidis	9	Singleton	23
Apr 19	at Minnesota	W	102	92 (2ot)	30-11	19-22	49-33	15,934	Cardinal	18	Roberts	12	Wright	19

2004-05 MEMPHIS GRIZZLIES (45-37)

Back Row, L-R: Eric Musselman, Mike Fratello, Lionel Hollins, John Welch, Mitchell Anderson, Ryan Humphrey, Stromile Swift, Pau Gasol, Jake Tsakalidis, Lorenzen Wright, Shane Battier, Brian Cardinal, James Posey, Scott McCullough, Yusuf Boyd, Mike Curtis, T.J. Zanin, Dana Davis. **Front Row, L-R:** Bonzi Wells, Antonio Burks, Jason Williams, Mike Miller, Earl Watson, Dahntay Jones, Andre Emmett.

				--Field Goals--			--3-Point FG--			-Free Throws-			--Rebounds--									
Player	**G**	**GS**	**Min**	**FG**	**FGA**	**Pct**	**FG**	**FGA**	**Pct**	**FT**	**FTA**	**Pct**	**Off**	**Def**	**Tot**	**Ast**	**PF**	**Dq**	**Stl**	**TO**	**Blk**	**Pts**	**Avg**
Gasol	56	53	1790	357	695	.514	1	6	.167	282	367	.768	130	280	410	135	146	1	37	137	93	997	17.8
Miller	76	51	2278	387	766	.505	140	323	.433	108	150	.720	36	264	300	220	197	2	54	127	23	1022	13.4
Wells	69	19	1489	272	617	.441	36	104	.346	141	188	.750	49	180	229	80	165	0	85	90	27	721	10.4
Williams	71	68	1952	266	644	.413	107	330	.324	80	101	.792	19	103	122	399	91	0	75	130	5	719	10.1
Swift	60	14	1279	219	488	.449	0	4	.000	166	219	.758	92	181	273	43	182	0	41	90	92	604	10.1
Battier	80	72	2516	271	613	.442	70	177	.395	180	228	.789	158	255	413	126	201	2	91	75	77	792	9.9
Wright	80	77	2287	320	683	.469	0	3	.000	131	198	.662	177	436	613	87	251	1	58	100	69	771	9.6
Cardinal	58	16	1433	160	432	.370	44	125	.352	158	181	.873	63	162	225	114	172	3	88	83	19	522	9.0
Posey	50	18	1382	127	356	.357	55	178	.309	96	111	.865	45	174	219	88	134	0	48	69	23	405	8.1
Watson	80	14	1808	236	554	.426	52	163	.319	91	138	.659	35	129	164	359	184	0	83	167	19	615	7.7
Jones	52	7	649	83	190	.437	23	60	.383	44	64	.688	11	58	69	21	81	0	13	29	11	233	4.5
Burks	24	0	219	28	60	.467	3	11	.273	14	19	.737	1	11	12	28	25	0	13	12	1	73	3.0
Humphrey	35	0	317	42	103	.408	0	2	.000	18	37	.486	50	37	87	6	35	0	10	23	1	102	2.9
Tsakalidis	31	1	278	32	64	.500	0	0	---	14	18	.778	21	35	56	10	42	0	3	12	16	78	2.5
Emmett	8	0	28	2	6	.333	0	0	---	3	5	.600	0	2	2	0	4	0	0	1	0	7	0.9
GRIZZLIES	**82**		**19705**	**2802**	**6271**	**.447**	**531**	**1486**	**.357**	**1526**	**2024**	**.754**	**887**	**2307**	**3194**	**1716**	**1910**	**9**	**699**	**1197**	**476**	**7661**	**93.4**
OPPONENTS	**82**		**19705**	**2684**	**6215**	**.432**	**426**	**1215**	**.351**	**1679**	**2179**	**.771**	**993**	**2387**	**3380**	**1633**	**1853**	**15**	**612**	**1303**	**476**	**7473**	**91.1**

QUICK FACTS

- The Memphis Grizzlies made the playoffs for the second consecutive season with a 45-37 record, despite playing under three different head coaches.
- On Nov. 25, 2004, Grizzlies Head Coach **Hubie Brown** resigned and **Lionel Hollins** was named interim head coach for the second time.
- **Mike Fratello** named head coach for the remainder of the season on Dec. 2.
- Phoenix swept Memphis 4-0 in the first round of the 2005 NBA Playoffs.
- The Grizzlies went 8-1 during the month of April, including a 5-0 home record, setting a franchise-record for best winning percentage and best record at home for a month.
- **Mike Miller** shot a club-record 43.3 percent from beyond the arc.

NBA STATISTICAL RANKINGS

Category	Memphis		Opponents	
Points per game	93.4	23rd	91.1	4th
Field Goal Pct.	.447	16th	.432	6th
Free Throw Pct.	.754	19th	.771	27th
3-Pt. Field Goal Pct.	.357	12th	.351	11th
Offensive Rebounds Per Game	10.82	T-25th	12.11	20th
Defensive Rebounds Per Game	28.13	28th	29.11	8th
Rebounds Per Game	38.95	30th	41.22	11th

Category	Memphis		Opponents	
Assists Per Game	20.93	20th	19.91	6th
Steals Per Game	8.52	5th	7.46	16th
Turnovers Per Game	14.60	19th	15.89	4th
Blocks Per Game	5.80	5th	5.80	29th
Personal Fouls Per game	23.29	22nd	22.60	17th
Disqualifications	9	4th	15	T-15th
Points Per Game Differential	+2.3	8th		

Date	Opponent		Mem	Opp	Hm	Rd	Tot	Atten	Grizzlies Top Scorer		Grizzlies Top Rebounder		Opponent Top Scorer	
Nov 3	WASHINGTON	L	91	103	0-1	0-0	0-1	18,119	Wells	19	Gasol	9	Jamison	34
Nov 5	HOUSTON	L	81	89	0-2	0-0	0-2	18,119	Gasol	21	Wright	9	McGrady	30
Nov 6	at Dallas	L	88	112	0-2	0-1	0-3	19,796	Gasol	18	Swift	11	Finley	23
Nov 9	at Houston	L	87	90	0-2	0-2	0-4	11,568	Swift	18	Gasol/Wells	6	Howard	20
Nov 10	L.A. LAKERS	W	110	87	1-2	0-2	1-4	18,119	Gasol	22	Swift	10	Bryant	20
Nov 12	GOLDEN STATE	W	96	67	2-2	0-2	2-4	17,086	Gasol	14	Gasol/Swift	11	Najera	16
Nov 14	at Seattle	L	113	118	2-2	0-3	2-5	12,302	Gasol	25	Battier/Swift	6	Allen	34
Nov 17	at Portland	W	101	82	2-2	1-3	3-5	14,176	Wells	25	Gasol/Wright	10	Randolph	16
Nov 19	at Sacramento	L	105	107	2-2	1-4	3-6	17,317	Swift	23	Gasol	18	Webber	31
Nov 20	at Golden State	W	100	87	2-2	2-4	4-6	16,164	Swift	20	Swift	12	Murphy	27
Nov 22	SAN ANTONIO	W	93	90	3-2	2-4	5-6	16,127	Wells	26	Wright	10	Duncan	26
Nov 24	SEATTLE	L	84	93	3-3	2-4	5-7	15,542	Battier	12	Wells	8	Lewis	27
Nov 26	at Minnesota	L	90	115	3-3	2-5	5-8	17,985	Miller	19	Gasol	7	Garnett	26
Nov 27	DALLAS	L	85	98	3-4	2-5	5-9	18,119	Miller	20	Gasol	13	Nowitzki	32
Nov 30	SACRAMENTO	L	93	98	3-5	2-5	5-10	14,192	Miller	25	Gasol	13	Stojakovic	29
Dec 1	at New York	L	82	90	3-5	2-6	5-11	17,858	Wells	16	Gasol	14	Marbury	26
Dec 3	PHILADELPHIA	W	94	86	4-5	2-6	6-11	16,806	Gasol	34	Gasol	15	Iverson	25
Dec 4	at Orlando	L	91	96	4-5	2-7	6-12	14,518	Gasol	20	Wells	7	Hill	23
Dec 7	NEW YORK	W	96	88	5-5	2-7	7-12	15,241	Watson	22	Gasol	8	Crawford	17
Dec 8	at Atlanta	W	97	89	5-5	3-7	8-12	7,271	Gasol	24	Gasol	7	Walker	31
Dec 10	at Miami	L	84	92	5-5	3-8	8-13	19,600	Wright	18	Gasol/Wright	11	Wade	26
Dec 11	DETROIT	W	72	68	6-5	3-8	9-13	18,119	Gasol	20	Wright	10	R. Wallace	22
Dec 13	CLEVELAND	L	86	92	6-6	3-8	9-14	15,516	Gasol	19	Wright	10	James	31
Dec 15	CHICAGO	L	88	96	6-7	3-8	9-15	14,163	Gasol	24	Posey/Wright	7	Curry	20
Dec 17	NEW JERSEY	W	89	84	7-7	3-8	10-15	18,119	Williams	27	Gasol	12	Jefferson	26
Dec 19	at L.A. Clippers	W	92	82	7-7	4-8	11-15	16,297	Gasol	20	Gasol	8	Maggette	22
Dec 20	at L.A. Lakers	W	82	72	7-7	5-8	12-15	18,997	Battier	17	Gasol	11	Butler	16
Dec 22	at Golden State	L	99	109	7-7	5-9	12-16	15,389	Posey	22	Swift	8	Richardson	24
Dec 23	at Phoenix	L	102	109	7-7	5-10	12-17	17,422	Miller	22	Battier	10	Stoudemire	30
Dec 27	L.A. CLIPPERS	W	96	76	8-7	5-10	13-17	15,273	Gasol	24	Posey	10	Maggette	14
Dec 29	BOSTON	W	117	109	9-7	5-10	14-17	18,119	Gasol	24	Gasol	11	LaFrentz	28
Jan 1	at Minnesota	W	104	95	9-7	6-10	15-17	16,577	Gasol	23	Wells	8	Garnett	30
Jan 3	UTAH	W	92	82	10-7	6-10	16-17	14,293	Gasol	25	Wright	12	Boozer	20
Jan 6	at Detroit	W	101	79	10-7	7-10	17-17	22,076	Wells	23	Wright	8	Hamilton	14
Jan 7	NEW ORLEANS	W	84	76	11-7	7-10	18-17	15,317	Gasol	20	Gasol	11	B. Davis	19
Jan 11	INDIANA	L	85	86	11-8	7-10	18-18	16,171	Gasol	31	Wright	9	O'Neal	35
Jan 14	at Charlotte	W	109	89	11-8	8-10	19-18	17,447	Gasol	19	Posey	7	Okafor	17
Jan 15	MILWAUKEE	W	101	82	12-8	8-10	20-18	17,539	Williams	25	Gasol	8	Redd	26
Jan 17	HOUSTON	W	99	80	13-8	8-10	21-18	18,119	Swift	18	Gasol	9	McGrady	28
Jan 19	at Phoenix	W	88	79	13-8	9-10	22-18	18,422	Wells	16	Battier	14	Richardson	19
Jan 21	at Denver	L	82	92	13-8	9-11	22-19	18,056	Wright	17	Wright	7	Boykins	25
Jan 22	at Utah	W	110	94	13-8	10-11	23-19	19,707	Gasol	23	Wright	7	Okur	22
Jan 25	ORLANDO	W	95	83	14-8	10-11	24-19	16,173	Swift	18	Swift	9	Francis/Hill	18
Jan 26	at Cleveland	L	111	114	14-8	10-12	24-20	17,057	Miller	28	Cardinal	7	Gooden/James	27
Jan 29	ATLANTA	W	84	83	15-8	10-12	25-20	18,119	Williams	23	Wright	9	Harrington	18
Jan 31	at New Orleans	W	98	91	15-8	11-12	26-20	11,610	Swift/Wright	19	Wright	11	Dickau	19
Feb 1	PHOENIX	W	108	97	16-8	11-12	27-20	16,637	Williams	19	Wright	13	Johnson	30
Feb 3	L.A. CLIPPERS	L	103	106	16-9	11-12	27-21	14,697	Miller	16	Wright	10	Simmons	26
Feb 8	MINNESOTA	W	108	96	17-9	11-12	28-21	16,169	Swift/Wright	18	Wright	12	Garnett	24
Feb 9	at Philadelphia	W	98	95	17-9	12-12	29-21	14,499	Jones	23	Wright	8	Iverson	38
Feb 11	PORTLAND	W	88	82	18-9	12-12	30-21	18,119	Swift	23	Wells	14	Randolph	26
Feb 13	at Indiana	L	73	76	18-9	12-13	30-22	17,290	Wright	18	Wright	13	Jackson	19
Feb 16	at Boston	L	88	90	18-9	12-14	30-23	13,078	Swift	19	Wright	10	Pierce	19
Feb 23	at Washington	L	83	93	18-9	12-15	30-24	15,705	Miller	16	Wright	8	Arenas	30
Feb 25	DENVER	L	94	97(ot)	18-10	12-15	30-25	18,119	Cardinal	28	Wright	18	Boykins	19
Feb 26	at San Antonio	W	84	82	18-10	13-15	31-25	18,797	Wright	19	Cardinal/Miller	7	Duncan	27
Mar 1	GOLDEN STATE	W	99	97	19-10	13-15	32-25	14,209	Battier	25	Battier	10	Richardson	29
Mar 4	TORONTO	W	86	75	20-10	13-15	33-25	18,119	Battier	33	Wright	15	Rose	19
Mar 7	at L.A. Clippers	W	105	102	20-10	14-15	34-25	15,754	Wright	23	Battier	6	Maggette	37
Mar 8	at Sacramento	L	82	85	20-10	14-16	34-26	17,317	Cardinal	15	Miller	8	Bibby	26
Mar 11	at Utah	W	94	82	20-10	15-16	35-26	18,468	Miller	24	Wright	8	Kirilenko	25
Mar 12	at Portland	L	66	80	20-10	15-17	35-27	17,553	Wright	21	Wright	12	Abdur-Rahim	25
Mar 14	PORTLAND	W	104	83	21-10	15-17	36-27	16,165	Miller	27	Wright	9	Stoudamire	20
Mar 16	at New Orleans	W	88	82	21-10	16-17	37-27	14,164	Posey	20	Cardinal/Wright	8	Nachbar	19
Mar 18	MINNESOTA	W	88	83	22-10	16-17	38-27	18,119	Williams	17	Posey	10	Garnett	30
Mar 20	PHOENIX	L	91	97	22-11	16-17	38-28	18,119	Battier	20	Wright	8	Johnson	28
Mar 24	at New Jersey	W	105	96	22-11	17-17	39-28	13,732	Wright/Williams	20	Wright	10	Carter	22
Mar 26	NEW ORLEANS	L	85	96	22-12	17-17	39-29	18,119	Cardinal	17	Wright	12	Smith	33
Mar 28	at Chicago	L	86	94	22-12	17-18	39-30	21,935	Wells	30	Miller	9	Curry	25
Mar 29	SEATTLE	L	99	102	22-13	17-18	39-31	17,256	Gasol	24	Gasol	8	Allen/James	22
Apr 1	at Milwaukee	W	93	82	22-13	18-18	40-31	14,983	Gasol	20	Gasol	7	Mason	24
Apr 3	L.A. LAKERS	W	102	82	23-13	18-18	41-31	18,119	Miller	22	Gasol	10	Butler	18
Apr 5	DENVER	L	91	94	23-14	18-18	41-32	18,119	Gasol	18	Wright	12	Anthony	24
Apr 6	at Toronto	W	104	74	23-14	19-18	42-32	14,964	Gasol	26	Wright	10	Rose	19
Apr 8	MIAMI	W	97	81	24-14	19-18	43-32	18,119	Miller	30	Wright	8	Wade	16
Apr 10	CHARLOTTE	W	102	95	25-14	19-18	44-32	16,953	Battier	25	Battier	11	Knight	22
Apr 11	at Dallas	L	89	110	25-14	19-19	44-33	20,044	Wright	18	Gasol	8	Howard	23
Apr 13	at Houston	L	92	100	25-14	19-20	44-34	17,060	Miller	37	Wright	10	Yao	28
Apr 15	at Denver	L	102	111	25-14	19-21	44-35	19,735	Miller	17	Wright	11	Anthony	22
Apr 16	at San Antonio	L	75	97	25-14	19-22	44-36	18,797	Gasol	17	Gasol	6	Bowen	15
Apr 18	SAN ANTONIO	W	94	92	26-14	19-22	45-36	17,183	Miller	28	Miller	9	Robinson	23
Apr 20	DALLAS	L	88	108	26-15	19-22	45-37	16,512	Gasol	18	Wright	9	Howard	27

2003-04 MEMPHIS GRIZZLIES (50-32)

Back Row, L-R: Brendan Brown, Hal Wissel, John Welch, Lionel Hollins, Tony Barone, Sr., Ryan Humphrey, Mike Miller, Stromile Swift, Lorenzen Wright, Jake Tsakalidis, Pau Gasol, Bo Outlaw, James Posey, Bonzi Wells, Scott McCullough, Yusuf Boyd, Dana Davis, T.J. Zanin, Mike Curtis. **Front Row, L-R:** Theron Smith, Earl Watson, Jason Williams, Hubie Brown, Shane Battier, Troy Bell, Dahntay Jones.

				--Field Goals--			--3-Point FG--			-Free Throws-			--Rebounds--									
Player	**G**	**GS**	**Min**	**FG**	**FGA**	**Pct**	**FG**	**FGA**	**Pct**	**FT**	**FTA**	**Pct**	**Off**	**Def**	**Tot**	**Ast**	**PF**	**Dq**	**Stl**	**TO**	**Blk**	**Pts**	**Avg**
Gasol	78	78	2458	506	1049	.482	4	15	.267	365	511	.714	206	394	600	198	185	1	44	187	132	1381	17.7
Posey	82	82	2451	368	770	.478	112	290	.386	278	335	.830	92	311	403	122	248	5	137	112	40	1126	13.7
Wells	59	17	1468	295	675	.437	21	61	.344	117	156	.750	57	142	199	104	159	2	71	129	16	728	12.3
Miller	65	65	1770	270	616	.438	80	215	.372	102	141	.723	42	174	216	232	162	3	59	107	14	722	11.1
Williams	72	68	2115	290	713	.407	120	364	.330	82	98	.837	25	122	147	492	97	0	92	136	5	782	10.9
Swift	77	10	1528	268	571	.469	1	4	.250	190	262	.725	141	237	378	38	188	4	56	88	118	727	9.4
Wright	65	46	1674	257	586	.439	0	5	.000	96	131	.733	144	301	445	71	192	4	45	77	58	610	9.4
Battier	79	1	1947	242	543	.446	65	186	.349	120	164	.732	102	201	303	101	187	1	101	56	58	669	8.5
Watson	81	14	1669	172	464	.371	26	106	.245	90	138	.652	49	129	178	402	175	3	91	146	19	460	5.7
Person	16	0	284	33	107	.308	11	43	.256	6	8	.750	2	16	18	23	11	0	5	16	2	83	5.2
Outlaw	82	1	1606	159	312	.510	0	4	.000	61	116	.526	125	217	342	90	170	0	73	69	70	379	4.6
Tsakalidis	40	28	533	67	133	.504	0	0	---	36	61	.590	37	91	128	18	79	1	9	23	22	170	4.3
Smith	20	0	178	16	43	.372	6	12	.500	6	8	.750	13	28	41	7	18	0	5	14	5	44	2.2
Bell	6	0	34	4	18	.222	0	4	.000	3	3	1.000	3	1	4	4	6	0	1	6	0	11	1.8
Jones	20	0	154	15	53	.283	1	4	.250	5	11	.455	7	16	23	12	23	0	5	12	6	36	1.8
Humphrey	2	0	11	1	4	.250	0	1	.000	0	0	---	2	1	3	1	3	0	1	2	0	2	1.0
GRIZZLIES	**82**		**19880**	**2963**	**6657**	**.445**	**447**	**1314**	**.340**	**1557**	**2143**	**.727**	**1047**	**2381**	**3428**	**1915**	**1903**	**24**	**795**	**1226**	**565**	**7930**	**96.7**
OPPONENTS	**82**		**19880**	**2859**	**6550**	**.436**	**369**	**1091**	**.338**	**1643**	**2150**	**.764**	**1099**	**2508**	**3607**	**1674**	**1891**	**26**	**673**	**1395**	**461**	**7730**	**94.3**

QUICK FACTS

- The Memphis Grizzlies posted a franchise-record 50 wins, including a club-high 31 home victories.
- The Grizzlies made their NBA Playoff debut vs. San Antonio, a 4-0 Spurs sweep.
- Memphis improved a team-record 22 games from the previous season.
- The team won a franchise-best eight consecutive games from Jan. 11-25, 2004.
- **Hubie Brown** named NBA Coach of the Year on April 21, while **Jerry West** was honored as NBA Executive of the Year on May 18.
- On Dec. 13 vs. New Jersey, the Grizzlies defeated the Nets by a franchise-best 47 points, 110-63.
- The team set single-season records in total rebounds (3,428) and blocks (565).
- The club recorded a 25-3 mark when scoring 100-plus points and set a franchise-record by going 5-0 in overtime games.

NBA STATISTICAL RANKINGS

Category	Memphis		Opponents	
Points per game	96.7	7th	94.5	15th
Field Goal Pct.	.445	8th	.436	13th
Free Throw Pct.	.727	24th	.764	24th
3-Pt. Field Goal Pct.	.340	20th	.338	9th
Offensive Rebounds Per Game	12.77	9th	13.4	29th
Defensive Rebounds Per Game	29.04	25th	30.59	18th
Rebounds Per Game	41.8	17th	43.99	26th

Category	Memphis		Opponents	
Assists Per Game	9.7	5th	20.41	8th
Steals Per Game	9.7	1st	8.21	21st
Turnovers Per Game	14.65	16th	17.01	3rd
Blocks Per Game	6.89	2nd	5.62	25th
Personal Fouls Per game	23.21	27th	23.06	4th
Disqualifications	24	27th	26	4th
Points Per Game Differential	+2.2	9th		

Date	Opponent		Mem	Opp	Hm	Rd	Tot	Atten	Grizzlies Top Scorer		Grizzlies Top Rebounder		Opponent Top Scorer	
Oct 31	BOSTON	L	91	93	0-1	0-0	0-1	16,178	Swift	18	Gasol	10	Baker	24
Nov 1	at Houston	W	79	71	0-1	1-0	1-1	13,051	Wright	21	Posey	9	Francis/Yao	19
Nov 3	SAN ANTONIO	W	88	80	1-1	1-0	2-1	12,821	Swift	14	Wright	9	Ginobili/Nesterovic	13
Nov 5	at Portland	L	87	93	1-1	1-1	2-2	14,634	Gasol/Miller	19	Posey	7	Randolph	20
Nov 7	at Phoenix	L	88	96	1-1	1-2	2-3	16,845	Gasol	23	Wright	9	Marion	20
Nov 8	at Utah	L	89	96	1-1	1-3	2-4	18,468	Posey	17	Gasol	12	Kirilenko	25
Nov 10	L.A. LAKERS	W	105	95	2-1	1-3	3-4	19,351	Gasol	22	Gasol	11	O'Neal	20
Nov 12	at Orlando	W	107	97	2-1	2-3	4-4	13,208	Gasol	28	Tsakalidis	8	McGrady	36
Nov 15	DALLAS	W	108	101(ot)	3-1	2-3	5-4	16,195	Miller	22	Gasol	16	Finley/Nowitzki	19
Nov 19	DETROIT	L	92	99	3-2	2-3	5-5	13,340	Miller/Wright	18	Gasol	12	Billups	33
Nov 21	at Seattle	W	98	97	3-2	3-3	6-5	13,271	Williams	28	Gasol	9	Murray	26
Nov 23	at L.A. Lakers	L	89	121	3-2	3-4	6-6	18,997	Battier	18	Miller	10	Bryant	28
Nov 25	at Sacramento	L	89	109	3-2	3-5	6-7	17,317	Gasol	21	Gasol	10	Stojakovic	26
Nov 28	MINNESOTA	L	98	102	3-3	3-5	6-8	16,741	Williams	24	Gasol	12	Cassell	25
Nov 29	at Cleveland	W	122	115(2ot)	3-3	4-5	7-8	18,102	Gasol	37	Battier	12	James	33
Dec 1	at Boston	W	96	89	3-3	5-5	8-8	12,478	Gasol	19	Wright	13	Pierce	26
Dec 3	at New Jersey	W	96	93	3-3	6-5	9-8	13,617	Gasol/Posey	19	Gasol/Posey	6	Jefferson	24
Dec 5	WASHINGTON	W	92	77	4-3	6-5	10-8	11,737	Gasol	17	Gasol	12	Laettner	17
Dec 7	PORTLAND	W	93	79	5-3	6-5	11-8	11,538	Gasol/Miller	17	Gasol	12	Randolph	29
Dec 10	ATLANTA	W	103	90	6-3	6-5	12-8	10,527	Miller	22	Gasol	10	Terry	19
Dec 12	at Miami	L	88	91	6-3	6-6	12-9	14,429	Posey	19	Watson	8	Odom	29
Dec 13	NEW JERSEY	W	110	63	7-3	6-6	13-9	16,189	Wells	22	Gasol	9	Martin	12
Dec 15	at San Antonio	L	67	78	7-3	6-7	13-10	14,524	Wells	12	Gasol	8	Duncan	21
Dec 16	SACRAMENTO	W	105	100	8-3	6-7	14-10	11,210	Gasol	22	Wright	13	Stojakovic	27
Dec 19	MIAMI	W	97	83	9-3	6-7	15-10	13,869	Miller	18	Swift	8	Wade	21
Dec 20	at New Orleans	L	89	94	9-3	6-8	15-11	14,320	Wells	18	Swift	11	Davis	25
Dec 22	at Denver	L	99	106	9-3	6-9	15-12	16,155	Gasol	24	Gasol/Battier	14	Lenard	24
Dec 23	at Sacramento	L	97	114	9-3	6-10	15-13	17,317	Gasol	23	Gasol	10	Stojakovic	41
Dec 26	NEW YORK	L	94	98	9-4	6-10	15-14	16,344	Gasol	20	Wright	13	Van Horn	28
Dec 27	at Dallas	L	98	104	9-4	6-11	15-15	20,059	Wells	30	Wright	12	Finley	24
Dec 29	at Indiana	L	86	94	9-4	6-12	15-16	18,345	Gasol	20	Gasol	8	O'Neal	20
Dec 30	SEATTLE	L	99	105	9-5	6-12	15-17	15,127	Gasol	32	Gasol	11	Lewis	33
Jan 2	UTAH	W	100	88	10-5	6-12	16-17	13,041	Wells	21	Wright	11	Arroyo	25
Jan 3	ORLANDO	W	112	103	11-5	6-12	17-17	15,722	Gasol/Miller	17	Swift	15	McGrady	34
Jan 9	at Seattle	L	116	122	11-5	6-13	17-18	15,408	Posey	25	Wright	10	Lewis	26
Jan 11	at L.A. Clippers	W	108	107(ot)	11-5	7-13	18-18	13,618	Swift	24	Wright	9	Jaric	23
Jan 12	at Golden State	W	115	113(2ot)	11-5	8-13	19-18	13,722	Miller	24	Battier	10	Dampier/Van Exel	23
Jan 15	CHICAGO	W	108	93	12-5	8-13	20-18	12,239	Posey	23	Gasol	8	Crawford/Williams	13
Jan 17	at Philadelphia	W	91	87	12-5	9-13	21-18	20,054	Gasol	16	Wright	11	Iverson	34
Jan 19	HOUSTON	W	88	83	13-5	9-13	22-18	18,619	Gasol	24	Gasol	11	Francis	23
Jan 21	L.A. LAKERS	W	88	82	14-5	9-13	23-18	19,351	Miller	18	Wright	8	Payton	24
Jan 23	SACRAMENTO	W	109	95	15-5	9-13	24-18	17,119	Miller	27	Wright	14	Divac	17
Jan 25	DENVER	W	106	88	16-5	9-13	25-18	17,284	Wells	17	Wright	6	Anthony	25
Jan 28	PORTLAND	L	76	88	16-6	9-13	25-19	11,472	Wells	20	Gasol	11	Randolph	21
Jan 30	UTAH	L	79	85	16-7	9-13	25-20	13,203	Posey	24	Swift	8	Kirilenko	21
Jan 31	at Detroit	L	78	80	16-7	9-14	25-21	22,076	Gasol	18	Gasol	10	Hamilton	20
Feb 2	GOLDEN STATE	W	106	101	17-7	9-14	26-21	10,229	Gasol/Wright	18	Outlaw	8	Richardson	19
Feb 4	at Washington	W	103	101	17-7	10-14	27-21	12,531	Posey	31	Wright/Outlaw	7	Hughes	27
Feb 6	MILWAUKEE	W	105	85	18-7	10-14	28-21	15,433	Gasol	27	Gasol	12	Redd	20
Feb 8	at Minnesota	W	99	98	18-7	11-14	29-21	19,179	Gasol	27	Gasol	6	Cassell	34
Feb 9	at Denver	L	83	86	18-7	11-15	29-22	15,316	Battier	13	Posey	8	Anthony/Miller	20
Feb 11	L.A. CLIPPERS	W	110	102	19-7	11-15	30-22	11,189	Gasol	22	Wright	10	Brand	24
Feb 17	DALLAS	W	109	92	20-7	11-15	31-22	14,742	Posey	19	Battier	9	Nowitzki	24
Feb 20	PHOENIX	W	97	92	21-7	11-15	32-22	15,710	Posey	18	Gasol	10	Stoudemire	23
Feb 21	at Chicago	W	105	98	21-7	12-15	33-22	22,076	Posey	27	Wright/Gasol	9	Hinrich	25
Feb 23	DENVER	W	109	106	22-7	12-15	34-22	13,423	Gasol	25	Posey	8	Anthony	26
Feb 25	GOLDEN STATE	L	92	99	22-8	12-15	34-23	11,397	Posey	25	Posey	10	Claxton	28
Feb 27	at Milwaukee	L	104	106	22-8	12-16	34-24	18,289	Posey	25	Posey	10	Van Horn	30
Feb 28	NEW ORLEANS	W	97	92	23-8	12-16	35-24	18,373	Posey	24	Gasol	9	Davis	24
Mar 1	at San Antonio	W	81	80	23-8	13-16	36-24	16,705	Watson	13	Posey	9	Turkoglu	19
Mar 3	at Portland	W	97	88	23-8	14-16	37-24	16,511	Wells	28	Gasol	11	Patterson	19
Mar 6	at L.A. Clippers	W	98	92	23-8	15-16	38-24	15,481	Posey	15	Outlaw	11	Brand/Maggette	18
Mar 7	at Golden State	W	95	85	23-8	16-16	39-24	15,181	Wells	18	Gasol	8	Richardson	17
Mar 9	SAN ANTONIO	W	94	88	24-8	16-16	40-24	15,544	Gasol	27	Gasol	11	Parker	24
Mar 12	L.A. CLIPPERS	W	98	89	25-8	16-16	41-24	17,649	Gasol	24	Gasol	18	Richardson	25
Mar 13	at Houston	L	80	88	25-8	16-17	41-25	18,157	Swift	19	Posey	7	J. Jackson	20
Mar 16	PHILADELPHIA	W	82	79	26-8	16-17	42-25	18,524	Gasol	22	Gasol	10	McKie	22
Mar 18	SEATTLE	L	94	97	26-9	16-17	42-26	14,179	Gasol	21	Gasol	15	Allen/Radmanovic	19
Mar 20	INDIANA	W	99	95	27-9	16-17	43-26	16,808	Gasol/Swift	17	Outlaw/Smith/Swift	6	O'Neal	28
Mar 23	TORONTO	W	95	86	28-9	16-17	44-26	13,191	Gasol	29	Swift	13	Carter	30
Mar 24	at New York	W	111	97	28-9	17-17	45-26	19,763	Gasol	23	Battier	7	Marbury	23
Mar 26	HOUSTON	W	109	86	29-9	17-17	46-26	19,062	Swift	19	Swift	10	Francis	17
Mar 28	at Toronto	W	94	88	29-9	18-17	47-26	19,088	Gasol	23	Gasol	8	Rose	18
Mar 29	at Atlanta	W	136	133(2ot)	29-9	19-17	48-26	12,665	Posey	38	Posey	11	Jackson	28
Apr 2	PHOENIX	W	109	99	30-9	19-17	49-26	19,351	Posey	32	Swift	9	Stoudemire	31
Apr 4	at Minnesota	L	82	90	30-9	19-18	49-27	19,068	Posey	19	Gasol/Wells	7	Cassell	36
Apr 5	at Utah	L	81	92	30-9	19-19	49-28	19,911	Posey	18	Outlaw	6	Giricek	25
Apr 7	CLEVELAND	W	92	74	31-9	19-19	50-28	19,351	Posey	35	Wright	10	Wagner	18
Apr 9	at L.A. Lakers	L	95	103	31-9	19-20	50-29	18,997	Miller	22	Wright	10	Bryant	33
Apr 11	at Phoenix	L	83	89	31-9	19-21	50-30	15,216	Battier	18	Swift	10	Stoudemire	29
Apr 13	at Dallas	L	103	110	31-9	19-22	50-31	20,364	Wells	27	Battier/Gasol/Wright	7	Daniels	30
Apr 14	MINNESOTA	L	90	107	31-10	19-22	50-32	19,351	Gasol	16	Posey	5	Garnett	26

2002-03 MEMPHIS GRIZZLIES (28-54)

Back Row, L-R: Tony Barone, Sr., John Welch, Brendan Brown, Hal Wissel, Lionel Hollins, Ryan Humphrey, Robert Archibald, Lorenzen Wright, Pau Gasol, Cezary Trybanski, Stromile Swift, Mike Batiste, Mike Miller, Yusuf Boyd, Mike Douglas, T.J. Zanin, Mike Curtis, Scott McCullough. **Front Row, L-R:** Brevin Knight, Chris Owens, Jason Williams, Hubie Brown, Shane Battier, Wesley Person, Earl Watson.

				--Field Goals--			--3-Point FG--			-Free Throws-			--Rebounds--									
Player	**G**	**GS**	**Min**	**FG**	**FGA**	**Pct**	**FG**	**FGA**	**Pct**	**FT**	**FTA**	**Pct**	**Off**	**Def**	**Tot**	**Ast**	**PF**	**Dq**	**Stl**	**TO**	**Blk**	**Pts**	**Avg**
Gasol	82	82	2948	569	1116	.510	1	10	.100	416	565	.736	192	528	720	229	220	3	34	213	148	1555	19.0
Miller	16	13	360	77	151	.510	22	44	.500	29	36	.806	6	49	55	31	34	1	6	26	5	205	12.8
Williams	76	76	2407	333	859	.388	143	404	.354	110	131	.840	25	187	212	631	130	0	91	168	10	919	12.1
Gooden	51	29	1329	255	576	.443	14	46	.304	92	132	.697	105	190	295	63	121	1	38	105	22	616	12.1
Wright	70	49	1982	325	716	.454	0	5	.000	147	223	.659	170	358	528	80	209	7	51	110	54	797	11.4
Giricek	49	35	1187	207	478	.433	46	130	.354	88	107	.822	18	90	108	70	104	0	22	94	6	548	11.2
Person	66	44	1941	274	601	.456	100	231	.433	79	97	.814	24	168	192	112	64	0	42	56	19	727	11.0
Battier	78	47	2383	275	569	.483	86	216	.398	120	145	.828	128	217	345	105	207	0	102	68	88	756	9.7
Swift	67	26	1478	235	489	.481	0	2	.000	177	245	.722	114	270	384	45	152	3	55	99	104	647	9.7
Batiste	75	2	1248	197	467	.422	18	81	.222	69	88	.784	82	175	257	52	120	1	42	69	16	481	6.4
Watson	79	2	1366	170	391	.435	31	91	.341	62	86	.721	46	118	164	225	138	0	89	88	14	433	5.5
Dickerson	6	1	87	10	24	.417	4	11	.364	5	5	1.000	1	5	6	8	16	0	5	6	1	29	4.8
Owens	1	0	6	2	3	.667	0	0	---	0	0	---	0	1	0	0	0	0	1	0	0	4	4.0
Knight	55	4	928	97	228	.425	2	8	.250	20	37	.541	15	66	81	233	123	0	69	94	2	216	3.9
Humphrey	13	0	122	12	35	.343	0	0	---	5	11	.455	4	26	30	4	18	0	5	2	2	29	2.2
Archibald	12	0	72	6	20	.300	0	0	---	7	18	.389	6	11	17	3	9	0	0	7	3	19	1.6
Trybanski	15	0	86	5	20	.250	0	0	---	4	10	.400	6	8	14	1	13	0	0	8	6	14	0.9
GRIZZLIES	**82**		**19930**	**3049**	**6743**	**.452**	**467**	**1279**	**.365**	**1430**	**1936**	**.739**	**943**	**2466**	**3409**	**1892**	**1678**	**16**	**651**	**1262**	**500**	**7995**	**97.5**
OPPONENTS	**82**		**19930**	**3224**	**7008**	**.460**	**431**	**1188**	**.363**	**1381**	**1819**	**.759**	**1126**	**2555**	**3681**	**1991**	**1782**	**21**	**714**	**1213**	**430**	**8260**	**100.7**

QUICK FACTS

- In only their second season in Memphis, the Grizzlies finished with a then club-record 28 wins, ranking sixth in the Midwest Division.
- **Hubie Brown** replaced **Sidney Lowe** as head coach eight games into the season on Nov. 12.
- Memphis completed a four-player trade with Orlando, acquiring 2000-01 NBA Rookie of the Year **Mike Miller** and **Ryan Humphrey** and two draft picks in exchange for **Drew Gooden** and **Gordan Giricek** on Feb. 19.
- **Jason Williams** tied a franchise record by dishing out 10-plus assists in 4 straight games from March 13-24.
- The Grizzlies lost their first 13 games, the worst start in franchise history.

NBA STATISTICAL RANKINGS

Category	Memphis		Opponents	
Points per game	97.5	8th	100.7	27th
Field Goal Pct.	.452	8th	.460	28th
Free Throw Pct.	.739	24th	.759	14th
3-Pt. Field Goal Pct.	.365	7th	.363	23rd
Offensive Rebounds Per Game	11.50	20th	13.73	27th
Defensive Rebounds Per Game	30.07	15th	31.16	21st
Rebounds Per Game	41.57	19th	44.89	25th

Category	Memphis		Opponents	
Assists Per Game	23.07	6th	24.28	29th
Steals Per Game	7.94	14th	8.71	24th
Turnovers Per Game	15.39	20th	14.79	13th
Blocks Per Game	6.10	4th	5.24	22nd
Personal Fouls Per game	20.46	6th	21.73	16th
Disqualifications	16	17th	21	4th
Points Per Game Differential	-3.2	22nd		

Date	Opponent		Mem	Opp	Hm	Rd	Tot	Atten	Grizzlies Top Scorer		Grizzlies Top Rebounder		Opponent Top Scorer	
Oct 30	DALLAS	L	108	119	0-1	0-0	0-1	16,638	Giricek	29	Gasol	10	Nash	24
Nov 1	at Detroit	L	86	109	0-1	0-1	0-2	18,113	Gooden/Gasol	21	Gooden	5	Hamilton	23
Nov 2	SACRAMENTO	L	99	116	0-2	0-1	0-3	17,112	Gasol	20	Gasol/Swift	7	Divac	24
Nov 4	SAN ANTONIO	L	101	103(ot)	0-3	0-1	0-4	12,226	Gasol	22	Battier/Swift	10	Duncan	29
Nov 6	at Portland	L	88	94	0-3	0-2	0-5	19,067	Gasol	23	Swift	9	Wallace	18
Nov 8	at Sacramento	L	91	99	0-3	0-3	0-6	17,317	Gooden	23	Swift	10	Stojakovic	22
Nov 9	at Denver	L	73	84	0-3	0-4	0-7	16,179	Gasol	21	Gooden	12	White	22
Nov 11	GOLDEN STATE	L	101	108	0-4	0-4	0-8	10,112	Gasol	24	Gooden	9	Jamison	37
Nov 15	MINNESOTA	L	95	99	0-5	0-4	0-9	14,871	Giricek	25	Swift	9	Garnett	28
Nov 16	at Chicago	L	93	111	0-5	0-5	0-10	20,653	Williams	18	Gooden	7	Marshall/Rose	31
Nov 19	at Minnesota	L	106	110(ot)	0-5	0-6	0-11	13,332	Williams	14	Swift	8	Garnett	34
Nov 20	PHILADELPHIA	L	88	95	0-6	0-6	0-12	17,197	Gooden	21	Swift	16	Iverson	33
Nov 22	at San Antonio	L	86	95	0-6	0-7	0-13	16,636	Batiste	18	Batiste/Watson	6	Duncan	28
Nov 23	WASHINGTON	W	85	74	1-6	0-7	1-13	19,351	Watson	17	Gasol	15	Jordan	20
Nov 27	SEATTLE	W	117	99	2-6	0-7	2-13	13,729	Williams	28	Gooden	8	Lewis	24
Nov 29	L.A. LAKERS	L	106	112(ot)	2-7	0-7	2-14	19,351	Gasol	24	Gooden	10	Bryant	45
Dec 1	TORONTO	L	87	92	2-8	0-7	2-15	13,213	Battier	14	Gasol	10	Carter	27
Dec 3	at L.A. Lakers	L	91	101	2-8	0-8	2-16	18,512	Wright	17	Gasol	9	O'Neal	28
Dec 4	at Phoenix	L	85	98	2-8	0-9	2-17	12,939	Giricek	18	Gasol	10	Marion	32
Dec 6	at Utah	L	71	104	2-8	0-10	2-18	17,966	Swift	16	Gasol	8	Kirilenko	15
Dec 8	PHOENIX	W	102	94	3-8	0-10	3-18	12,469	Gasol	21	Gasol	17	Marbury	35
Dec 10	at Miami	W	107	96	3-8	1-10	4-18	14,558	Gooden	25	Gooden	9	Jones	33
Dec 11	DENVER	W	96	93	4-8	1-10	5-18	11,889	Gasol	18	Gasol	10	Harvey	23
Dec 13	HOUSTON	W	114	109(ot)	5-8	1-10	6-18	15,186	Gasol	29	Gasol	12	Francis	29
Dec 14	at Dallas	L	87	104	5-8	1-11	6-19	19,732	Giricek	17	Swift/Wright	7	Nash	26
Dec 16	GOLDEN STATE	W	104	91	6-8	1-11	7-19	12,447	Gasol/Giricek	18	Wright	12	Jamison	19
Dec 18	at Washington	L	100	118	6-8	1-12	7-20	20,173	Gasol	25	Wright	7	Jordan	33
Dec 20	MILWAUKEE	W	95	84	7-8	1-12	8-20	12,642	Person	23	Gasol	14	Cassell	19
Dec 22	UTAH	L	74	103	7-9	1-12	8-21	15,478	Battier	11	Wright	10	Harpring/Malone	17
Dec 27	ORLANDO	W	99	86	8-9	1-12	9-21	19,047	Giricek	18	Gasol	10	McGrady	35
Dec 31	at Boston	L	89	96	8-9	1-13	9-22	17,080	Gasol	18	Wright	12	Walker	33
Jan 3	L.A.CLIPPERS	W	116	111	9-9	1-13	10-22	14,789	Giricek	31	Gasol/Wright	13	Maggette	34
Jan 6	NEW ORLEANS	W	106	102	10-9	1-13	11-22	12,809	Williams	28	Wright	14	Mashburn	30
Jan 8	at L.A.Clippers	L	95	103	10-9	1-14	11-23	14,842	Gasol	23	Gasol/Wright	10	Brand	30
Jan 10	at Phoenix	L	90	96	10-9	1-15	11-24	15,005	Gasol	22	Gasol	11	Marbury	25
Jan 12	at Sacramento	L	98	106	10-9	1-16	11-25	17,317	Gasol	26	Gasol	12	Stojakovic	30
Jan 13	at Golden State	W	110	108	10-9	2-16	12-25	11,536	Gasol	23	Wright	15	Arenas	31
Jan 15	at Portland	L	92	100	10-9	2-17	12-26	18,114	Gasol	19	Wright	8	Wallace	38
Jan 17	at Seattle	L	97	103(ot)	10-9	2-18	12-27	14,176	Wright/Gasol	21	Gasol	14	Payton	27
Jan 20	PORTLAND	L	87	99	10-10	2-18	12-28	19,084	Wright	22	Wright	9	McInnis	15
Jan 22	at San Antonio	W	98	93	10-10	3-18	13-28	17,126	Gasol	28	Gasol	17	Duncan	30
Jan 23	SACRAMENTO	L	98	104	10-11	3-18	13-29	17,973	Gasol	24	Gasol	17	Webber	26
Jan 25	SEATTLE	L	83	95	10-12	3-18	13-30	13,228	Gasol	25	Wright	12	Radmanovic	29
Jan 27	HOUSTON	L	95	100	10-13	3-18	13-31	12,352	Gasol	26	Gooden/Wright	11	Francis	22
Jan 31	NEW YORK	L	102	108	10-14	3-18	13-32	17,643	Gasol	32	Gasol/Wright	9	Eisley	30
Feb 2	at Denver	L	78	93	10-14	3-19	13-33	13,274	Gooden	16	Gasol	11	Howard	26
Feb 3	at Golden State	L	91	101	10-14	3-20	13-34	10,137	Gasol	20	Battier	11	Arenas/Murphy	21
Feb 5	at Utah	L	84	105	10-14	3-21	13-35	19,473	Giricek	17	Wright	13	Malone	31
Feb 12	NEW JERSEY	W	97	90	11-14	3-21	14-35	12,486	Watson	21	Battier/Gasol/Watson	8	Kidd	28
Feb 14	DALLAS	L	103	110	11-15	3-21	14-36	15,924	Gasol	25	Gasol	7	Nowitzki	31
Feb 16	at Milwaukee	W	101	95	11-15	4-21	15-36	17,193	Gasol	19	Gasol	11	Allen	23
Feb 18	INDIANA	W	108	103(ot)	12-15	4-21	16-36	12,143	Gasol	24	Gasol	14	Artest/O'Neal	23
Feb 21	at New Orleans	L	123	125(ot)	12-15	4-22	16-37	16,591	Miller	23	Wright	6	Mashburn	50
Feb 22	at Houston	L	82	93	12-15	4-23	16-38	13,875	Wright	24	Wright	9	Mobley	29
Feb 24	UTAH	W	103	92	13-15	4-23	17-38	13,317	Person	27	Gasol	9	Malone	22
Feb 26	at Philadelphia	L	107	111	13-15	4-24	17-39	19,568	Gasol	32	Gasol	8	Iverson	34
Feb 28	MIAMI	W	126	116(ot)	14-15	4-24	18-39	19,351	Gasol	25	Person	14	C.Butler/Jones	24
Mar 1	at Dallas	L	87	114	14-15	4-25	18-40	19,828	Gasol	25	Swift	9	Nowitzki	28
Mar 3	BOSTON	L	110	111	14-16	4-25	18-41	13,521	Gasol	23	Gasol	17	Pierce	31
Mar 5	DENVER	W	96	86	15-16	4-25	19-41	11,296	Swift	24	Swift	10	Hilario/Howard/White	14
Mar 8	at Cleveland	W	115	89	15-16	5-25	20-41	10,339	Gasol	27	Swift	10	Davis	18
Mar 9	at Toronto	W	119	106	15-16	6-25	21-41	19,138	Gasol	32	Swift	13	Carter	26
Mar 11	at New York	W	87	85	15-16	7-25	22-41	18,743	Swift	20	Swift	14	Harrington	18
Mar 12	CHICAGO	W	124	95	16-16	7-25	23-41	15,565	Gasol	27	Swift	10	Curry	21
Mar 16	ATLANTA	W	124	92	17-16	7-25	24-41	18,413	Battier/Gasol	22	Swift	16	Robinson	23
Mar 18	at Minnesota	L	80	96	17-16	7-26	24-42	15,355	Battier	18	Wright	8	Garnett	29
Mar 19	CLEVELAND	W	128	101	18-16	7-26	25-42	12,506	Gasol	28	Gasol	7	Boozer	27
Mar 21	at Indiana	L	92	101	18-16	7-27	25-43	15,505	Person/Miller/Wright	15	Swift	9	O'Neal	38
Mar 22	at New Jersey	L	99	107	18-16	7-28	25-44	15,340	Williams	24	Wright	8	Kittles	25
Mar 24	at Orlando	W	110	104	18-16	8-28	26-44	13,523	Gasol	26	Wright	10	McGrady	34
Mar 26	PHOENIX	L	99	101	18-17	8-28	26-45	14,524	Williams	22	Wright	12	Marbury	23
Mar 28	at Seattle	L	71	95	18-17	8-29	26-46	17,072	Gasol	13	Wright	15	Allen	25
Mar 30	at L.A. Clipper	L	100	102	18-17	8-30	26-47	16,225	Miller	29	Gasol	12	Maggette	18
Mar 31	at L.A. Lakers	L	94	110	18-17	8-31	26-48	18,997	Gasol	22	Wright	15	O'Neal	34
Apr 2	SAN ANTONIO	L	87	105	18-18	8-31	26-49	12,116	Wright	24	Wright	8	Duncan	33
Apr 4	L.A. LAKERS	L	101	102	18-19	8-31	26-50	19,351	Gasol/Williams	18	Gasol	11	O'Neal	33
Apr 5	at Atlanta	L	91	97	18-19	8-32	26-51	12,107	Gasol	25	Gasol	13	Terry	23
Apr 8	L.A. CLIPPERS	W	111	108	19-19	8-32	27-51	11,618	Gasol	25	Batiste	11	Maggette	22
Apr 11	PORTLAND	W	96	93	20-19	8-32	28-51	17,173	Swift	19	Swift	11	Randolph	31
Apr 13	DETROIT	L	107	110(2ot)	20-20	8-32	28-52	15,704	Gasol	24	Gasol	9	Billups	28
Apr 15	at Houston	L	86	97	20-20	8-33	28-53	14,704	Battier	15	Gasol	13	Francis	19
Apr 16	MINNESOTA	L	87	95	20-21	8-33	28-54	15,478	Gasol/Swift	18	Gasol	14	Garnett	19

2001-02 MEMPHIS GRIZZLIES (23-59)



Back Row, L-R: Dana Davis, Scott McCullough, Tom Penn, Billy Knight, Rob Hackett, Dick Versace, Rodney Buford, Shane Battier, Grant Long, Pau Gasol, Lorenzen Wright, Antonis Fotsis, Tony Massenburg, Stromile Swift, Scott Roth, Mitchell Anderson, Bob Staak, Michael Adams, Michael Douglas. **Front Row, L-R:** Brevin Knight, Will Solomon, Jason Williams, Michael Heisley, Sidney Lowe, Nick Anderson, Michael Dickerson, Eddie Gill.

				--Field Goals--			--3-Point FG--			-Free Throws-			--Rebounds--									
Player	**G**	**GS**	**Min**	**FG**	**FGA**	**Pct**	**FG**	**FGA**	**Pct**	**FT**	**FTA**	**Pct**	**Off**	**Def**	**Tot**	**Ast**	**PF**	**Dq**	**Stl**	**TO**	**Blk**	**Pts**	**Avg**
Gasol	82	79	3007	551	1064	.518	1	5	.200	338	477	.709	238	492	730	223	195	2	41	224	169	1441	17.6
Williams	65	65	2236	376	985	.382	127	430	.295	80	101	.792	22	173	195	519	102	0	111	214	7	959	14.8
Battier	78	78	3097	412	961	.429	103	276	.373	198	283	.700	180	238	418	216	215	2	121	155	81	1125	14.4
Wright	43	33	1251	223	486	.459	0	2	.000	70	123	.569	130	275	405	44	126	0	30	72	23	516	12.0
Swift	68	14	1805	293	611	.480	0	3	.000	217	305	.711	161	269	430	50	178	3	53	122	113	803	11.8
Dickerson	4	4	124	15	48	.313	8	21	.381	5	6	.833	3	9	12	9	12	0	3	8	1	43	10.8
Buford	63	21	1769	258	593	.435	17	70	.243	58	80	.725	52	220	272	71	110	1	42	63	12	591	9.4
Knight	53	11	1151	141	334	.422	2	8	.250	87	115	.757	11	98	109	302	135	1	79	111	7	371	7.0
Long	66	56	1868	164	385	.426	3	17	.176	86	123	.699	31	200	231	136	123	0	63	103	12	417	6.3
Massenburg	73	31	1247	159	349	.456	1	1	1.000	84	117	.718	100	224	324	26	174	2	30	65	31	403	5.5
Solomon	62	4	872	113	331	.341	46	162	.284	49	73	.671	12	56	68	92	76	0	35	62	7	321	5.2
Gill	23	5	384	39	92	.424	7	22	.318	31	39	.795	7	21	28	49	38	0	11	34	3	116	5.0
Anderson	15	0	219	21	76	.276	13	48	.271	5	9	.556	1	32	33	14	17	0	6	14	6	60	4.0
Fotsis	28	1	320	42	104	.404	7	23	.304	17	20	.850	25	37	62	10	22	0	9	21	11	108	3.9
GRIZZLIES	**82**		**19780**	**2851**	**6535**	**.436**	**336**	**1096**	**.307**	**1334**	**1883**	**.708**	**984**	**2413**	**3397**	**1785**	**1571**	**11**	**646**	**1344**	**488**	**7372**	**89.9**
OPPONENTS	**82**		**19780**	**3119**	**6829**	**.457**	**398**	**1112**	**.358**	**1346**	**1788**	**.753**	**1135**	**2560**	**3695**	**1961**	**1784**	**12**	**781**	**1207**	**457**	**7982**	**97.3**

QUICK FACTS

- On July 3, 2001, the NBA Board of Governors officially approved the move of the Grizzlies from Vancouver, B.C. to Memphis, Tennessee.
- In the franchise's first season in Memphis, the Grizzlies finished with a 23-59 record, tying the most wins in franchise history.
- The club earned its first win in the city of Memphis with a 98-83 victory on Nov. 17 vs. Cleveland.
- **Pau Gasol** named NBA Rookie of the Year after averaging 17.6 points, 8.9 rebounds and 2.06 blocks in 82 games, and won Rookie of the Month on three occasions (November, January, March).
- **Shane Battier** joined Gasol on the NBA All-Rookie First Team after posting 14.4 points and 5.4 rebounds in 78 games.
- The Grizzlies completed their biggest comeback in franchise history on March 25, 2002 at Portland, rallying from 25 points down to win 103-100.
- **Jason Williams** dished out a franchise-best 19 assists on March 30 vs. Golden State.
- Gasol blocks 169 shots, setting the Grizzlies single-season record.
- **Lorenzen Wright** grabbed single-game high 26 rebounds on Nov. 4 vs. Dallas.
- On Jan. 29, 2002, the Grizzlies first-ever draft selection, **Bryant Reeves**, retired due to chronic back pain.

NBA STATISTICAL RANKINGS

Category	Memphis		Opponents	
Points Per Game	89.9	27th	97.3	21st
Field Goal Pct.	.436	21st	.457	23rd
Free Throw Pct.	.708	28th	.753	18th
3-Pt Field Goal Pct.	.307	28th	.358	19th
Offensive Rebounds Per Game	12.00	16th	13.84	29th
Defensive Rebounds Per Game	29.43	21st	31.22	25th
Rebounds Per Game	41.43	24th	45.06	27th

Category	Memphis		Opponents	
Assists Per Game	21.77	16th	23.91	25th
Steals Per Game	7.88	16th	9.52	29th
Turnovers Per Game	16.39	27th	14.72	13th
Blocks Per Game	5.95	7th	5.57	20th
Personal Fouls Per Game	19.16	3rd	21.76	10th
Disqualifications	11	11th	12	18th
Points Per Game Differential	-7.3	28th		

Date	Opponent		Mem	Opp	Hm	Rd	Tot	Atten	Grizzlies Top Scorer		Grizzlies Top Rebounder		Opponent Top Scorer	
Nov 1	DETROIT	L	80	90	0-1	0-0	0-1	19,405	Wright	17	Wright	12	Stackhouse	34
Nov 2	at Minnesota	L	102	111	0-1	0-1	0-2	16,922	Battier	22	Wright	12	Garnett	30
Nov 4	DALLAS	L	85	94	0-2	0-1	0-3	13,177	Wright	33	Wright	26	Howard	36
Nov 6	at Phoenix	L	101	113	0-2	0-2	0-4	12,765	Gasol	27	Wright	14	Hardaway	26
Nov 7	at L.A. Clippers	L	92	108	0-2	0-3	0-5	13,835	Gasol	24	Wright	11	Brand/McInnis/Richardson	21
Nov 9	at L.A. Lakers	L	86	110	0-2	0-4	0-6	18,997	Swift	21	Gasol	12	O'Neal	20
Nov 12	GOLDEN STATE	L	79	86	0-3	0-4	0-7	11,126	Wright	19	Wright	15	Fortson	20
Nov 15	PORTLAND	L	85	101	0-4	0-4	0-8	10,161	Battier	30	Wright	10	Wallace	27
Nov 17	CLEVELAND	W	98	93	1-4	0-4	1-8	13,874	Battier	20	Gasol	10	Murray	27
Nov 21	at Cleveland	L	94	101	1-4	0-5	1-9	10,804	Gasol	26	Gasol	8	Person	24
Nov 23	PHOENIX	L	89	103	1-5	0-5	1-10	16,308	Battier/Gasol	18	Wright/Gasol	8	Delk	23
Nov 24	at Detroit	L	84	91	1-5	0-6	1-11	15,256	Williams	25	Wright	13	Robinson	23
Nov 26	SACRAMENTO	W	98	94	2-5	0-6	2-11	12,215	Buford	21	Massenburg	10	Stojakovic	21
Nov 29	at Toronto	L	88	91	2-5	0-7	2-12	19,800	Gasol	22	Wright	11	Carter	23
Nov 30	HOUSTON	W	102	85	3-5	0-7	3-12	12,344	Williams	38	Wright	9	Williams	15
Dec 2	at Philadelphia	W	93	87	3-5	1-7	4-12	20,433	Gasol	20	Gasol	10	Iverson	30
Dec 3	at Orlando	L	71	113	3-5	1-8	4-13	13,340	Swift	13	Wright	7	Miller	26
Dec 6	MINNESOTA	L	80	105	3-6	1-8	4-14	12,861	Gasol	22	Gasol	11	Brandon	22
Dec 8	PHILADELPHIA	W	92	83	4-6	1-8	5-14	19,405	Gasol	24	Gasol/Austin	8	Cummings	28
Dec 11	WASHINGTON	L	81	91	4-7	1-8	5-15	19,405	Williams	17	Gasol	13	Hamilton	30
Dec 13	at Denver	L	86	89	4-7	1-9	5-16	11,231	Battier	19	Gasol	13	Lenard	25
Dec 15	at Golden State	L	84	93	4-7	1-10	5-17	11,537	Williams	18	Swift	10	Jamison	20
Dec 16	at Sacramento	L	87	104	4-7	1-11	5-18	17,317	Gasol	15	Gasol	12	Webber	22
Dec 18	MILWAUKEE	L	105	114	4-8	1-11	5-19	12,476	Swift	27	Gasol	15	Allen	26
Dec 20	at New York	W	90	88	4-8	2-11	6-19	19,763	Battier	21	Battier	9	Sprewell	27
Dec 21	L.A. LAKERS	W	114	108	5-8	2-11	7-19	19,405	Williams	26	Gasol	7	Bryant	36
Dec 23	at Boston	L	80	85	5-8	2-12	7-20	15,386	Battier	22	Gasol	10	Walker	24
Dec 26	CHICAGO	W	107	85	6-8	2-12	8-20	16,237	Gasol	27	Gasol	14	Mercer	22
Dec 28	at Miami	W	91	86	6-8	3-12	9-20	15,558	Williams	19	Gasol/Swift	10	Mourning	20
Dec 30	SAN ANTONIO	L	79	83	6-9	3-12	9-21	17,358	Gasol	24	Gasol	15	Duncan	27
Jan 2	at New Jersey	L	74	92	6-9	3-13	9-22	7,796	Battier	20	Gasol	12	Williams	20
Jan 4	ATLANTA	L	109	113	6-10	3-13	9-23	13,342	Battier	22	Gasol	11	Abdur-Rahim	22
Jan 6	SEATTLE	L	77	89	6-11	3-13	9-24	12,832	Williams	19	Gaso/Swift	8	Payton	24
Jan 8	TORONTO	W	84	81	7-11	3-13	10-24	14,323	Gasol/Swift	20	Gasol/Massenburg/Swift	10	Carter	31
Jan 10	at Phoenix	W	102	96	7-11	4-13	11-24	14,379	Gasol	31	Swift	10	Marion	24
Jan 12	at Utah	W	97	95(2ot)	7-11	5-13	12-24	18,875	Williams	22	Massenburg	9	Malone	23
Jan 14	at L.A. Lakers	L	81	120	7-11	5-14	12-25	18,997	Gasol	25	Gasol/Swift	12	Bryant	56
Jan 17	DALLAS	L	97	108	7-12	5-14	12-26	12,732	Gasol	26	Gasol	11	Nowitzki	32
Jan 19	ORLANDO	L	103	119	7-13	5-14	12-27	17,344	Gasol	26	Gasol	17	McGrady	25
Jan 21	at Sacramento	L	98	112	7-13	5-15	12-28	17,317	Massenburg	23	Swift	11	Webber	24
Jan 23	at Golden State	L	95	107	7-13	5-16	12-29	10,003	Gasol	27	Gasol	10	Jamison	30
Jan 24	at Portland	L	82	120	7-13	5-17	12-30	18,740	Knight	22	Swift	9	Wallace	20
Jan 26	at Chicago	L	92	95	7-13	5-18	12-31	18,087	Gasol	26	Battier	8	Miller	32
Jan 28	L.A. CLIPPERS	W	119	115(ot)	8-13	5-18	13-31	11,278	Gasol	23	Gasol	10	Olowokandi	27
Jan 30	at Indiana	L	82	83	8-13	5-19	13-32	16,445	Battier	27	Gasol	13	Rose	25
Feb 1	L.A. LAKERS	L	85	100	8-14	5-19	13-33	19,405	Gasol/Knight	13	Swift	6	O'Neal	26
Feb 3	CHARLOTTE	L	79	97	8-15	5-19	13-34	14,827	Swift	13	Swift	8	Campbell	19
Feb 5	UTAH	W	86	79	9-15	5-19	14-34	12,216	Buford	20	Gasol	13	Kirilenko	15
Feb 7	at Milwaukee	L	103	107	9-15	5-20	14-35	17,726	Gasol	30	Battier/Gasol	10	Allen/Cassell	29
Feb 12	at Houston	L	78	85	9-15	5-21	14-36	10,291	Gasol	25	Gasol	11	Mobley	26
Feb 14	DENVER	L	85	100	9-16	5-21	14-37	12,867	Wright	20	Gasol	11	LaFrentz	23
Feb 17	at Charlotte	W	92	78	9-16	6-21	15-37	9,952	Swift	19	Gasol	12	Campbell	17
Feb 19	at San Antonio	L	93	99(ot)	9-16	6-22	15-38	16,229	Battier/Gasol	26	Battier	10	Duncan	23
Feb 21	PHOENIX	L	72	78	9-17	6-22	15-39	13,417	Battier/Gasol	15	Wright	12	Marion	18
Feb 25	L.A. CLIPPERS	L	77	90	9-18	6-22	15-40	11,878	Gasol	21	Gasol	13	Brand	27
Feb 26	at Dallas	L	91	104	9-18	6-23	15-41	19,970	Battier	18	Gasol	9	Finley	30
Feb 28	at Utah	L	70	114	9-18	6-24	15-42	17,751	Buford	15	Wright/Battier/Gasol	7	Marshall	20
Mar 1	at Denver	L	83	96	9-18	6-25	15-43	16,177	Gasol	26	Wright	10	Howard	24
Mar 3	SEATTLE	L	71	96	9-19	6-25	15-44	14,121	Buford	16	Gasol	12	Payton	20
Mar 4	at Atlanta	L	76	95	9-19	6-26	15-45	7,714	Battier	20	Wright	7	Kukoc	24
Mar 7	INDIANA	W	122	111	10-19	6-26	16-45	12,234	Williams	33	Gasol	15	O'Neal	31
Mar 9	MIAMI	L	88	93	10-20	6-26	16-46	16,226	Williams	19	Wright	16	Jackson/Mourning	18
Mar 11	UTAH	W	79	78	11-20	6-26	17-46	11,838	Gasol	20	Wright	13	Marshall	16
Mar 12	at San Antonio	L	84	98	11-20	6-27	17-47	19,519	Williams	18	Wright	11	Duncan	23
Mar 15	BOSTON	L	97	103	11-21	6-27	17-48	17,129	Gasol	22	Gasol	12	Walker	38
Mar 17	NEW JERSEY	L	76	87	11-22	6-27	17-49	15,871	Gasol	18	Wright	11	Kittles	19
Mar 19	NEW YORK	L	92	101	11-23	6-27	17-50	14,784	Massenburg	19	Gasol/Massenburg	11	Houston	26
Mar 21	MINNESOTA	L	93	95	11-24	6-27	17-51	12,314	Battier	28	Gasol	8	Garnett	25
Mar 23	at Dallas	L	100	111	11-24	6-28	17-52	20,184	Gasol	23	Wright	9	Nowitzki	24
Mar 25	at Portland	W	103	100	11-24	7-28	18-52	20,441	Wright	21	Wright	9	Wells	34
Mar 27	at Seattle	L	82	96	11-24	7-29	18-53	13,896	Williams	26	Wright	10	Payton	32
Mar 30	GOLDEN STATE	W	105	99	12-24	7-29	19-53	14,411	Gasol	26	Wright	17	Sura	18
Apr 2	SACRAMENTO	L	83	107	12-25	7-29	19-54	11,835	Swift	20	Gasol	14	Jackson	19
Apr 3	at Minnesota	L	81	92	12-25	7-30	19-55	17,183	Gasol	18	Gasol	11	Billups	26
Apr 5	HOUSTON	W	99	81	13-25	7-30	20-55	14,188	Gasol	32	Gasol	14	Francis	22
Apr 6	at Washington	L	85	88	13-25	7-31	20-56	20,674	Gasol	16	Battier/Buford/Wright	9	Hamilton/Alexander	15
Apr 9	DENVER	W	97	86	14-25	7-31	21-56	11,208	Swift	20	Swift	9	Howard	18
Apr 11	PORTLAND	W	102	99	15-25	7-31	22-56	13,248	Gasol	23	Wright	10	Wallace	22
Apr 13	SAN ANTONIO	L	92	113	15-26	7-31	22-57	19,405	Gasol	19	Battier	9	Duncan	30
Apr 14	at Houston	W	98	95	15-26	8-31	23-57	10,893	Battier	19	Gasol	11	Willis	18
Apr 16	at L.A. Clippers	L	84	92	15-26	8-32	23-58	20,264	Gasol	19	Gasol	11	Olowokandi	25
Apr 17	at Seattle	L	94	109	15-26	8-33	23-59	17,072	Swift	31	Swift	10	Mason	33

2000-01 VANCOUVER GRIZZLIES (23-59)

Back Row, L-R: Mitchell Anderson, Scott Roth, Stromile Swift, Grant Long, Ike Austin, Bryant Reeves, Shareef Abdur-Rahim, Tony Massenburg, Matt Hoffar, Clyde Smith, JB Mahli. **Middle Row, L-R:** Bob Staak, Sidney Lowe, Michael Adams, Scott McCullough, Robert Hackett, Dana Davis. **Front Row, L-R:** Brent Price, Erick Strickland, Michael Dickerson, Mike Bibby, Mahmoud Abdul-Rauf, Damon Jones, Kevin Edwards.

				--Field Goals--			--3-Point FG--			-Free Throws-			--Rebounds--									
Player	**G**	**GS**	**Min**	**FG**	**FGA**	**Pct**	**FG**	**FGA**	**Pct**	**FT**	**FTA**	**Pct**	**Off**	**Def**	**Tot**	**Ast**	**PF**	**Dq**	**Stl**	**TO**	**Blk**	**Pts**	**Avg**
Abdur-Rahim	81	81	3241	604	1280	.472	12	64	.188	443	531	.834	175	560	735	250	238	1	90	231	77	1663	20.5
Dickerson	70	69	2618	425	1020	.417	86	230	.374	206	270	.763	70	159	229	233	207	0	62	162	27	1142	16.3
Bibby	82	82	3190	525	1157	.454	108	285	.379	143	188	.761	47	257	304	685	148	1	107	248	12	1301	15.9
Harrington	44	40	1267	180	386	.466	0	3	.000	120	154	.779	102	187	289	36	136	3	19	104	26	480	10.9
Reeves	75	48	1832	254	552	.460	1	4	.250	113	142	.796	132	320	452	80	243	5	43	90	54	622	8.3
Jones	71	10	1415	170	416	.409	84	231	.364	37	52	.712	16	108	124	224	58	0	36	76	1	461	6.5
Abdul-Rauf	41	0	486	120	246	.488	4	14	.286	22	29	.759	5	20	25	76	50	0	9	26	1	266	6.5
Strickland	22	0	409	41	136	.301	14	48	.292	44	51	.863	9	67	76	66	42	0	22	27	1	140	6.4
Long	66	27	1507	140	319	.439	4	15	.267	112	157	.713	76	198	274	83	160	2	72	62	15	396	6.0
Swift	80	6	1312	153	339	.451	0	4	.000	85	141	.603	109	175	284	28	160	0	62	64	82	391	4.9
Massenburg	52	20	823	92	199	.462	0	0	---	49	70	.700	75	135	210	9	122	0	10	48	28	233	4.5
Austin	52	16	845	96	270	.356	6	24	.250	28	40	.700	50	172	222	58	94	0	20	54	23	226	4.3
Edwards	46	5	634	56	170	.329	5	19	.263	43	53	.811	23	59	82	52	46	0	29	37	8	160	3.5
Price	6	0	30	3	11	.273	1	4	.250	6	7	.857	1	3	4	5	8	0	2	4	0	13	2.2
West	15	6	171	11	38	.289	0	2	.000	6	7	.857	4	11	15	14	21	0	3	4	4	28	1.9
GRIZZLIES	**82**		**19780**	**2870**	**6539**	**.439**	**325**	**947**	**.343**	**1457**	**1892**	**.770**	**894**	**2431**	**3325**	**1899**	**1733**	**12**	**586**	**1291**	**359**	**7522**	**91.7**
OPPONENTS	**82**		**19780**	**3143**	**6791**	**.463**	**389**	**1075**	**.362**	**1317**	**1798**	**.732**	**1052**	**2534**	**3586**	**1935**	**1768**	**16**	**710**	**1217**	**476**	**7992**	**97.5**

QUICK FACTS

- The Grizzlies concluded their final season in Vancouver with a 23-59 record.
- The team won its last game as the Vancouver Grizzlies, 95-81, on April 18 at Golden State.
- Over a span of 12:32, **Shareef Abdur-Rahim** scored a club-high 22 consecutive points on Dec. 1 vs. Indiana.
- **Mike Bibby** set a franchise record with 685 assists in a single season.
- Rookie **Stromile Swift** competed in the Dunk Contest during All-Star weekend in Washington, D.C.
- On April 11, 2000, the NBA approved the sale of the Vancouver Grizzlies by Orca Bay Sports & Entertainment to **Michael Heisley.**

NBA STATISTICAL RANKINGS

Category	Vancouver		Opponents	
Points Per Game	91.7	25th	97.5	26th
Field Goal Pct.	.439	17th	.463	26th
Free Throw Pct.	.770	6th	.732	4th
3-Pt. Field Goal Pct.	.343	21st	.362	22nd
Offensive Rebounds Per Game	10.9	26th	12.8	26th
Defensive Rebounds Per Game	29.6	22nd	30.9	18th
Rebounds Per Game	40.5	24th	43.7	22nd

Category	Vancouver		Opponents	
Assists Per Game	23.2	8th	23.6	26th
Steals Per Game	7.15	23rd	8.66	28th
Turnovers Per Game	15.7	20th	14.8	17th
Blocks Per Game	4.38	25th	5.80	21st
Personal Fouls Per Game	21.1	7th	21.6	20th
Disqualifications	12	8th	16	15th
Points Per Game Differential	-5.8	26th		

Date	Opponent		Van	Opp	Hm	Rd	Tot	Atten	Grizzlies Top Scorer		Grizzlies Top Rebounder		Opponent Top Scorer	
Oct 31	SEATTLE	W	94	88	1-0	0-0	1-0	15,779	Abdur-Rahim	27	Reeves	12	Payton	27
Nov 2	at L.A. Clippers	W	99	91	1-0	1-0	2-0	15,546	Dickerson	20	Harrington	13	Odom	17
Nov 4	L.A. LAKERS	L	89	98	1-1	1-0	2-1	18,183	Abdur-Rahim	24	Abdur-Rahim	9	O'Neal	27
Nov 6	ATLANTA	W	97	87	2-1	1-0	3-1	11,639	Abdur-Rahim/Harrington	18	Austin	9	Henderson/Wright	19
Nov 8	at Dallas	W	101	74	2-1	2-0	4-1	11,500	Abdur-Rahim	22	Abdur-Rahim	12	Laettner	17
Nov 9	at Houston	L	78	85	2-1	2-1	4-2	10,906	Abdur-Rahim	17	Abdur-Rahim	8	Taylor	21
Nov 11	at San Antonio	L	78	91	2-1	2-2	4-3	18,556	Dickerson	18	Abdur-Rahim	11	Duncan	20
Nov 16	L.A. CLIPPERS	L	72	76	2-2	2-2	4-4	12,210	Dickerson	16	Harrington	10	Odom	21
Nov 18	DALLAS	L	88	91	2-3	2-2	4-5	13,301	Harrington	23	Austin	10	Davis/Nowitzki	20
Nov 20	DENVER	L	92	95	2-4	2-2	4-6	11,809	Abdur-Rahim	19	Abdur-Rahim	14	McDyess	21
Nov 22	at Minnesota	L	100	101	2-4	2-3	4-7	16,783	Bibby	37	Abdur-Rahim	10	Garnett	24
Nov 24	at Detroit	L	96	118	2-4	2-4	4-8	14,709	Abdur-Rahim	29	Abdur-Rahim	12	Stackhouse	31
Nov 26	at Boston	W	98	87	2-4	3-4	5-8	11,551	Abdur-Rahim	27	Abdur-Rahim	21	Pierce	27
Nov 27	at New York	L	72	97	2-4	3-5	5-9	19,763	Bibby	17	Long	9	Rice	23
Nov 29	PHOENIX	W	109	106(2ot)	3-4	3-5	6-9	12,314	Abdur-Rahim	33	Abdur-Rahim/Harrington	14	Kidd	34
Dec 1	INDIANA	L	76	86(ot)	3-5	3-5	6-10	11,758	Abdur-Rahim	28	Abdur-Rahim	16	Rose	28
Dec 3	SAN ANTONIO	L	79	97	3-6	3-5	6-11	11,655	Abdur-Rahim/Long	16	Abdur-Rahim	11	Duncan	30
Dec 5	DETROIT	W	91	83	4-6	3-5	7-11	12,578	Abdur-Rahim	18	Austin	10	Atkins	13
Dec 7	at Utah	L	87	98	4-6	3-6	7-12	17,958	Abdur-Rahim	21	Reeves	11	Russell	20
Dec 9	PHILADELPHIA	L	79	83	4-7	3-6	7-13	15,671	Dickerson	20	Harrington	10	Iverson	18
Dec 11	HOUSTON	L	75	82	4-8	3-6	7-14	12,145	Abdur-Rahim	26	Reeves	9	Mobley	16
Dec 13	SEATTLE	L	93	94	4-9	3-6	7-15	15,102	Bibby	17	Abdur-Rahim	9	Payton	17
Dec 15	at L.A. Lakers	L	76	98	4-9	3-7	7-16	18,211	Abdur-Rahim	18	Abdur-Rahim	10	Grant	19
Dec 17	ORLANDO	L	91	101	4-10	3-7	7-17	13,729	Bibby	19	Abdur-Rahim	14	McGrady	27
Dec 20	WASHINGTON	W	118	104	5-10	3-7	8-17	11,510	Bibby	26	Harrington/Reeves	7	Howard	34
Dec 22	SACRAMENTO	L	93	95	5-11	3-7	8-18	14,656	Harrington	24	Harrington	20	Webber	33
Dec 23	at L.A. Clippers	L	90	92	5-11	3-8	8-19	12,001	Abdur-Rahim	26	Harrington	9	Odom	14
Dec 26	PHOENIX	L	95	97	5-12	3-8	8-20	16,110	Bibby	21	Harrington	12	Kidd	28
Dec 29	at Portland	L	81	104	5-12	3-9	8-21	20,309	Abdur-Rahim	29	Reeves	5	Sabonis	20
Dec 30	GOLDEN STATE	L	101	102	5-13	3-9	8-22	14,485	Abdur-Rahim	31	Abdur-Rahim	11	Jamison	35
Jan 3	CHARLOTTE	W	99	89	6-13	3-9	9-22	11,873	Dickerson	22	Harrington	13	Coleman	18
Jan 5	at Phoenix	L	76	108	6-13	3-10	9-23	18,359	Abdur-Rahim/Bibby	14	Abdur-Rahim/Harrington	7	Delk/Marion	23
Jan 7	MILWAUKEE	W	120	117	7-13	3-10	10-23	11,771	Abdur-Rahim	38	Abdur-Rahim	11	Robinson	31
Jan 9	DENVER	L	105	112	7-14	3-10	10-24	12,417	Abdur-Rahim	26	Abdur-Rahim	13	McDyess	31
Jan 12	at Seattle	L	102	115	7-14	3-11	10-25	13,196	Reeves	31	Abdur-Rahim	12	Patterson	26
Jan 13	CLEVELAND	W	119	107	8-14	3-11	11-25	12,540	Dickerson	32	Reeves	16	Gatling	27
Jan 15	at L.A. Lakers	L	112	113(ot)	8-14	3-12	11-26	18,318	Abdur-Rahim	32	Abdur-Rahim	12	O'Neal	31
Jan 17	at Denver	L	97	121	8-14	3-13	11-27	12,117	Abdur-Rahim	24	Abdur-Rahim	8	Van Exel	21
Jan 19	MIAMI	L	86	97	8-15	3-13	11-28	14,281	Reeves	21	Harrington	9	Jones	26
Jan 21	MINNESOTA	L	94	96	8-16	3-13	11-29	13,108	Abdur-Rahim/Dickerson	24	Abdur-Rahim	11	Brandon/Garnett	20
Jan 23	at San Antonio	L	77	110	8-16	3-14	11-30	14,764	Dickerson	16	Harrington	6	Duncan	23
Jan 25	at Dallas	L	83	120	8-16	3-15	11-31	12,690	Abdul-Rauf/ Abdur-Rahim, Bibby	13	Abdur-Rahim	10	Nash	21
Jan 26	at Houston	L	89	106	8-16	3-16	11-32	12,316	Dickerson	25	Abdur-Rahim/Harrington/Jones	7	Mobley	23
Jan 29	NEW JERSEY	W	97	86	9-16	3-16	12-32	15,475	Abdur-Rahim/Dickerson	24	Abdur-Rahim	11	Marbury/Martin	19
Jan 31	at Phoenix	L	92	101	9-16	3-17	12-33	16,502	Bibby	26	Bibby/Swift	8	Robinson	25
Feb 2	at Sacramento	L	95	105	9-16	3-18	12-34	17,317	Abdur-Rahim	27	Abdur-Rahim	9	Webber	41
Feb 3	CHICAGO	W	91	84	10-16	3-18	13-34	16,845	Bibby	26	Abdur-Rahim	13	Fizer	26
Feb 5	at Seattle	L	82	95	10-16	3-19	13-35	15,082	Bibby	23	Abdur-Rahim	12	Baker/Williams	17
Feb 7	UTAH	L	82	92	10-17	3-19	13-36	13,240	Dickerson	27	Swift/Reeves	7	Malone	34
Feb 13	BOSTON	W	99	98	11-17	3-19	14-36	11,735	Bibby	25	Reeves	12	Walker	27
Feb 15	GOLDEN STATE	W	99	89	12-17	3-19	15-36	10,612	Abdur-Rahim/Bibby	22	Dickerson/Strickland/Reeves	9	Jamison	24
Feb 16	at Golden State	W	92	79	12-17	4-19	16-36	13,173	Abdur-Rahim	28	Abdur-Rahim	9	Jamison	21
Feb 18	at Minnesota	W	110	102	12-17	5-19	17-36	18,693	Dickerson	24	Abdur-Rahim	15	Garnett/Ellis	16
Feb 20	at Washington	W	116	104	12-17	6-19	18-36	12,240	Dickerson	23	Long	14	Howard	27
Feb 21	at Philadelphia	L	91	107	12-17	6-20	18-37	17,944	Abdur-Rahim	27	Long	10	Iverson	36
Feb 23	at Milwaukee	L	81	93	12-17	6-21	18-38	17,682	Bibby	28	Abdur-Rahim	13	Allen	29
Feb 24	at Chicago	L	75	90	12-17	6-22	18-39	21,496	Strickland	15	Long	8	Brand	22
Feb 27	DALLAS	L	112	116	12-18	6-22	18-40	12,977	Abdur-Rahim	36	Abdur-Rahim/Long	7	Nowitzki	31
Feb 28	at Utah	L	83	101	12-18	6-23	18-41	19,452	Abdur-Rahim	19	Abdur-Rahim/Massenburg	6	Malone	21
Mar 3	L.A. LAKERS	L	88	98	12-19	6-23	18-42	19,193	Dickerson	22	Abdur-Rahim/Reeves	11	O'Neal	34
Mar 5	SAN ANTONIO	L	77	91	12-20	6-23	18-43	10,798	Bibby	24	Abdur-Rahim	11	Anderson	25
Mar 6	at Portland	W	105	97	12-20	7-23	19-43	20,580	Abdur-Rahim	26	Abdur-Rahim	8	Pippen/Stoudamire/Wells	15
Mar 9	PORTLAND	W	95	85	13-20	7-23	20-43	15,512	Abdur-Rahim	15	Abdur-Rahim/Massenburg/Swift	7	Wells	24
Mar 11	TORONTO	L	84	101	13-21	7-23	20-44	19,193	Abdur-Rahim	17	Massenburg	10	Carter	25
Mar 13	at Atlanta	L	99	109	13-21	7-24	20-45	9,664	Bibby	27	Abdur-Rahim	13	Henderson	23
Mar 14	at Charlotte	L	95	100	13-21	7-25	20-46	16,018	Abdur-Rahim	23	Abdur-Rahim	12	Mashburn	23
Mar 16	at Orlando	L	99	103	13-21	7-26	20-47	15,278	Jones	21	Abdur-Rahim/Long/Swift	6	Armstrong	29
Mar 17	at Miami	L	81	95	13-21	7-27	20-48	16,500	Abdur-Rahim	20	Abdur-Rahim	8	Mason	18
Mar 20	at New Jersey	L	90	104	13-21	7-28	20-49	14,531	Bibby	23	Abdur-Rahim	6	Martin/Van Horn	24
Mar 22	at Cleveland	L	95	109	13-21	7-29	20-50	12,168	Bibby/Dickerson	19	Swift	11	Person/Murray	19
Mar 23	at Indiana	L	75	95	13-21	7-30	18,345	20-51	Abdur-Rahim	21	Swift	11	Croshere	17
Mar 25	at Toronto	L	92	102	13-21	7-31	20-52	19,800	Abdur-Rahim	26	Abdur-Rahim	10	Carter	24
Mar 29	NEW YORK	W	89	68	14-21	7-31	21-52	15,949	Abdur-Rahim	30	Massenburg/Reeves	10	Ward	13
Apr 1	UTAH	L	73	92	14-22	7-31	21-53	13,093	Abdur-Rahim	20	Abdur-Rahim	12	Malone	31
Apr 4	L.A. CLIPPERS	W	86	78	15-22	7-31	22-53	11,312	Abdur-Rahim	24	Massenburg	11	Odom	18
Apr 6	SACRAMENTO	L	90	118	15-23	7-31	22-54	14,863	Jones	17	Massenburg	13	Webber	36
Apr 7	at Denver	L	97	98	15-23	7-32	22-55	14,934	Abdur-Rahim	32	Reeves	12	Posey	22
Apr 10	MINNESOTA	L	91	104	15-24	7-32	22-56	10,430	Dickerson	19	Swift	7	Szczerbiak	28
Apr 12	PORTLAND	L	87	100	15-25	7-32	22-57	12,796	Bibby	24	Abdur-Rahim	12	Wallace	27
Apr 14	HOUSTON	L	95	100	15-26	7-32	22-58	18,571	Abdul-Rauf	25	Reeves	12	Anderson	19
Apr 16	at Sacramento	L	100	110	15-26	7-33	22-59	17,317	Jones	25	Long	8	Stojakovic	31
Apr 18	at Golden State	W	95	81	15-26	8-33	23-59	14,437	Abdur-Rahim	26	Abdur-Rahim	22	Jamison	33

1999-00 VANCOUVER GRIZZLIES (22-60)

Back Row, L-R: Lawrence Frank, Rob Hackett, Jim Boylan, Scott McCullough, Jack Nolan, Troy Wenzel, Othella Harrington, Antoine Carr, Obinna Ekezie, Bryant Reeves, Cherokee Parks, Shareef Abdur-Rahim, Grant Long, Dennis Scott, Larry Riley, Noah Croom, Gary Schmidt.
Front Row, L-R: Doug West, Michael Dickerson, Mike Bibby, Stu Jackson, Lionel Hollins, Milt Palacio, Felipe Lopez, Brent Price.

				--Field Goals--			--3-Point FG--			-Free Throws-			--Rebounds--									
Player	**G**	**GS**	**Min**	**FG**	**FGA**	**Pct**	**FG**	**FGA**	**Pct**	**FT**	**FTA**	**Pct**	**Off**	**Def**	**Tot**	**Ast**	**PF**	**Dq**	**Stl**	**TO**	**Blk**	**Pts**	**Avg**
Abdur-Rahim	82	82	3223	594	1277	465	29	96	.302	446	551	.809	218	607	825	271	244	3	89	249	87	1663	20.3
Dickerson	82	82	3103	554	1270	.436	119	291	.409	269	324	.830	78	201	279	208	226	0	116	165	45	1496	18.2
Bibby	82	82	3155	459	1031	.445	77	212	.363	195	250	.780	73	233	306	665	171	1	132	247	15	1190	14.5
Harrington	82	82	2677	420	830	.506	0	2	.000	236	298	.792	196	367	563	97	287	3	36	217	58	1076	13.1
Reeves	69	67	1773	252	562	.448	0	4	.000	107	165	.648	126	264	390	82	245	8	33	119	38	611	8.9
Scott	66	0	1263	125	333	.375	71	189	.376	48	57	.842	16	90	106	69	104	0	28	30	9	369	5.6
Long	42	1	920	74	167	.443	0	4	.000	55	71	.775	86	148	234	43	108	1	45	49	10	203	4.8
Lopez	65	0	781	111	261	.425	3	18	.167	67	109	.615	59	65	124	44	94	0	32	53	17	292	4.5
West	38	0	581	59	145	.407	0	3	.000	34	40	.850	18	53	71	43	80	1	12	19	8	152	4.0
Price	41	0	424	41	119	.345	25	68	.368	34	39	.872	8	29	37	69	63	0	17	47	1	141	3.4
Ekezie	39	0	351	41	88	.466	0	0	---	43	64	.672	34	58	92	8	61	0	9	26	4	125	3.2
Carr	21	0	221	28	64	.438	0	0	---	11	14	.786	8	24	32	7	42	0	3	9	6	67	3.2
Stephens	13	0	181	19	51	.373	0	8	.000	3	4	.750	13	23	36	11	9	0	7	6	3	41	3.2
Parks	56	14	808	72	145	.497	0	1	.000	24	37	.649	55	128	183	35	115	2	29	28	45	168	3.0
Palacio	53	0	394	43	98	.439	0	2	.000	22	37	.595	17	34	51	48	32	0	20	44	0	108	2.0
GRIZZLIES	**82**		**19855**	**2892**	**6441**	**.449**	**324**	**898**	**.361**	**1594**	**2060**	**.774**	**1005**	**2324**	**3329**	**1700**	**1881**	**19**	**608**	**1381**	**346**	**7702**	**93.9**
OPPONENTS	**82**		**19855**	**3136**	**6613**	**.474**	**361**	**1083**	**.333**	**1530**	**1989**	**.769**	**970**	**2336**	**3306**	**1932**	**1912**	**28**	**725**	**1234**	**519**	**8163**	**99.5**

QUICK FACTS

- The Vancouver Grizzlies finished the season with a 22-60 record.
- Former Head Coach **Lionel Hollins** named interim head coach on Dec. 16.
- The club shot a franchise-best 77.4 percent from the free throw line.
- **Shareef Abdur-Rahim** sets a then club record with 825 total rebounds and also netted a then franchise-high nine straight double-doubles from Nov. 2-21.
- The Grizzlies limited opponents to a club-low 33.3 percent from three-point range.
- **Mike Bibby** set a team record by dishing out 10-plus assists in four-straight games from March 29-April 4.

NBA STATISTICAL RANKINGS

Category	Vancouver		Opponents	
Points per game	93.9	26th	99.5	17th
Field Goal Pct.	.449	18th	.474	28th
Free Throw Pct.	.774	8th	.769	27th
3-Pt. Field Goal Pct.	.361	13th	.333	4th
Offensive Rebounds Per Game	12.26	19th	11.83	8th
Defensive Rebounds Per Game	28.34	27th	28.49	3rd
Rebounds Per Game	40.60	28th	40.32	3rd

Category	Vancouver		Opponents	
Assists Per Game	20.73	24th	23.56	21st
Steals Per Game	7.41	21st	8.84	25th
Turnovers Per Game	16.84	25th	15.05	17th
Blocks Per Game	4.22	26th	6.33	28th
Personal Fouls Per game	22.94	12th	23.32	13th
Disqualifications	19	T-15th	28	4th
Points Per Game Differential	-5.6	26th		

Date	Opponent		Van	Opp	Hm	Rd	Tot	Atten	Grizzlies Top Scorer		Grizzlies Top Rebounder		Opponent Top Scorer	
Nov 2	PORTLAND	L	86	106	0-1	0-0	0-1	18,218	Abdur-Rahim	19	Parks	11	Smith	22
Nov 3	at L.A. Lakers	L	88	103	0-1	0-1	0-2	18,997	Abdur-Rahim/Dickerson	19	Abdur-Rahim	11	O'Neal	28
Nov 6	DENVER	W	109	94	1-1	0-1	1-2	12,159	Abdur-Rahim	27	Abdur-Rahim	10	Mercer	31
Nov 10	ATLANTA	W	102	97(ot)	2-1	0-1	2-2	11,453	Abdur-Rahim	22	Abdur-Rahim/Harrington	12	Coles	20
Nov 12	GOLDEN STATE	L	93	103	2-2	0-1	2-3	12,792	Abdur-Rahim	21	Abdur-Rahim	15	Starks	22
Nov 14	L.A. CLIPPERS	W	109	89	3-2	0-1	3-3	12,774	Dickerson	23	Harrington	9	Odom	16
Nov 16	at Sacramento	L	77	81	3-2	0-2	3-4	14,169	Abdur-Rahim	24	Abdur-Rahim	18	Webber	19
Nov 18	SEATTLE	L	108	110	3-3	0-2	3-5	12,275	Abdur-Rahim	31	Abdur-Rahim	14	Maxwell	27
Nov 21	MINNESOTA	L	81	105	3-4	0-2	3-6	12,493	Harrington	20	Abdur-Rahim	11	Szczerbiak	19
Nov 23	at Washington	L	87	89	3-4	0-3	3-7	11,219	Reeves	25	Abdur-Rahim/Harrington	8	Richmond	19
Nov 24	at Charlotte	L	73	89	3-4	0-4	3-8	16,003	Dickerson	16	Abdur-Rahim	21	Jones	14
Nov 26	at Indiana	L	86	105	3-4	0-5	3-9	18,345	Abdur-Rahim	22	Reeves/Bibby/Parks	6	Smits	17
Nov 27	at Minnesota	L	82	113	3-4	0-6	3-10	16,881	Harrington	18	Abdur-Rahim	9	Garnett	20
Nov 29	HOUSTON	L	110	118(ot)	3-5	0-6	3-11	15,086	Bibby	25	Harrington	11	Francis	24
Dec 1	INDIANA	L	89	96	3-6	0-6	3-12	11,683	Abdur-Rahim	24	Abdur-Rahim	10	Miller	26
Dec 3	CHARLOTTE	L	94	113	3-7	0-6	3-13	12,107	Dickerson	29	Parks	8	Wesley	28
Dec 6	at Houston	L	99	102	3-7	0-7	3-14	14,458	Abdur-Rahim	24	Parks	8	Barkley	25
Dec 7	at Dallas	W	104	95	3-7	1-7	4-14	11,552	Abdur-Rahim	26	Abdur-Rahim	15	Nowitzki	31
Dec 9	at San Antonio	L	91	99	3-7	1-8	4-15	14,778	Abdur-Rahim	30	Parks	7	Duncan	42
Dec 11	L.A. LAKERS	L	94	106	3-8	1-8	4-16	14,059	Bibby	23	Abdur-Rahim	9	O'Neal	30
Dec 13	at L.A. Clippers	L	90	102	3-8	1-9	4-17	9,303	Abdur-Rahim	24	Abdur-Rahim	16	Taylor	26
Dec 15	SACRAMENTO	L	106	109	3-9	1-9	4-18	12,490	Bibby	26	Abdur-Rahim	15	Webber	21
Dec 18	at Seattle	L	89	112	3-9	1-10	4-19	14,094	Abdur-Rahim	25	Abdur-Rahim/Reeves	8	Payton	26
Dec 19	L.A. CLIPPERS	W	85	84	4-9	1-10	5-19	12,584	Dickerson	26	Harrington	12	Odom	28
Dec 23	DENVER	W	93	91	5-9	1-10	6-19	11,792	Abdur-Rahim	29	Abdur-Rahim	13	LaFrentz	29
Dec 26	at Denver	L	86	109	5-9	1-11	6-20	17,074	Abdur-Rahim	20	Abdur-Rahim	10	McDyess/Van Exel	22
Dec 27	PHILADELPHIA	L	93	100	5-10	1-11	6-21	13,269	Abdur-Rahim	24	Abdur-Rahim	12	Iverson	29
Dec 29	at Utah	L	90	101	5-10	1-12	6-22	19,911	Dickerson	25	Reeves	10	Malone	29
Dec 30	SAN ANTONIO	L	88	98	5-11	1-12	6-23	14,403	Abdur-Rahim	24	Abdur-Rahim/Harrington	7	Duncan	32
Jan 4	at Miami	W	91	87	5-11	2-12	7-23	19,035	Bibby	22	Harrington	13	Mashburn	21
Jan 5	at Orlando	L	96	116	5-11	2-13	7-24	12,904	Abdur-Rahim	17	Long	10	Gatling	23
Jan 7	at New Jersey	W	101	91	5-11	3-13	8-24	14,246	Dickerson	28	Harrington	12	Kittles	21
Jan 9	at Toronto	W	107	97	5-11	4-13	9-24	19,188	Abdur-Rahim	29	Harrington/Long	7	Carter/Davis	20
Jan 10	at Boston	W	112	103	5-11	5-13	10-24	14,876	Bibby	33	Harrington/Long	12	Pierce	23
Jan 12	PHOENIX	L	92	95	5-12	5-13	10-25	14,404	Harrington	19	Abdur-Rahim/Harrington	10	Kidd	20
Jan 14	CLEVELAND	L	80	82	5-13	5-13	10-26	13,161	Dickerson	23	Harrington	10	Kemp	24
Jan 16	MIAMI	L	83	94	5-14	5-13	10-27	15,456	Dickerson	23	Long	7	Mourning	27
Jan 20	UTAH	L	89	94	5-15	5-13	10-28	12,909	Bibby/Harrington	22	Abdur-Rahim	12	Malone	32
Jan 22	ORLANDO	L	82	85	5-16	5-13	10-29	11,817	Three players tied	16	Abdur-Rahim/Reeves	10	Abdul-Wahad/Atkins	16
Jan 24	at Denver	L	98	110	5-16	5-14	10-30	10,884	Abdur-Rahim	24	Abdur-Rahim	13	Mercer	24
Jan 26	at Utah	W	116	99	5-16	6-14	11-30	19,080	Abdur-Rahim	30	Reeves/Long	9	Russell	16
Jan 27	NEW JERSEY	W	108	106	6-16	6-14	12-30	11,934	Dickerson	29	Abdur-Rahim	7	Marbury	42
Jan 31	MILWAUKEE	L	87	92	6-17	6-14	12-31	12,398	Reeves	22	Reeves	15	Robinson	25
Feb 2	at Golden State	L	95	101	6-17	6-15	12-32	10,019	Abdur-Rahim	25	Abdur-Rahim	10	Blaylock	25
Feb 4	CHICAGO	W	101	76	7-17	6-15	13-32	15,357	Dickerson	20	Reeves	9	Kukoc	27
Feb 6	DALLAS	L	99	103(ot)	7-18	6-15	13-33	14,861	Abdur-Rahim	36	Abdur-Rahim	22	Finley	34
Feb 8	at Phoenix	L	76	94	7-18	6-16	13-34	18,385	Dickerson	19	Abdur-Rahim	10	Longley	20
Feb 10	at L.A. Clippers	W	112	90	7-18	7-16	14-34	9,895	Dickerson	40	Abdur-Rahim	8	Anderson	29
Feb 16	WASHINGTON	W	92	87	8-18	7-16	15-34	12,894	Bibby	21	Abdur-Rahim	14	Richmond	18
Feb 18	at Minnesota	L	91	103	8-18	7-17	15-35	17,101	Dickerson	27	Abdur-Rahim	9	Brandon	21
Feb 19	at Milwaukee	W	111	100	8-18	8-17	16-35	17,109	Dickerson	26	Harrington	6	Allen	32
Feb 21	at Cleveland	L	108	109(ot)	8-18	8-18	16-36	12,140	Dickerson/Bibby	27	Abdur-Rahim	9	Kemp	26
Feb 22	at Chicago	W	85	81	8-18	9-18	17-36	21,874	Dickerson	25	Abdur-Rahim	14	Brand	25
Feb 24	BOSTON	L	77	101	8-19	9-18	17-37	13,001	Abdur-Rahim	20	Abdur-Rahim/Long	7	Pierce	25
Feb 26	SACRAMENTO	W	102	90	9-19	9-18	18-37	17,856	Abdur-Rahim	22	Abdur-Rahim	11	Webber	36
Feb 29	at Sacramento	L	87	112	9-19	9-19	18-38	17,317	Harrington	20	Long	10	Webber	23
Mar 1	at L.A. Lakers	L	91	103	9-19	9-20	18-39	18,912	Abdur-Rahim/Dickerson	18	Abdur-Rahim	11	Bryant	27
Mar 3	at Portland	L	91	101	9-19	9-21	18-40	20,367	Bibby	25	Abdur-Rahim	9	Smith	19
Mar 5	TORONTO	L	92	94	9-20	9-21	18-41	19,193	Abdur-Rahim/Harrington	22	Abdur-Rahim	14	Carter	28
Mar 7	at New York	L	86	111	9-20	9-22	18-42	19,763	Abdur-Rahim	18	Abdur-Rahim	8	Houston/Sprewell	22
Mar 8	at Philadelphia	L	90	107	9-20	9-23	18-43	20,086	Harrington	20	Harrington	8	Kukoc/Iverson	20
Mar 10	at Detroit	L	97	111	9-20	9-24	18-44	22,076	Harrington	25	Harrington/Reeves	8	Hill/Stackhouse	27
Mar 11	at Atlanta	L	86	91	9-20	9-25	18-45	13,344	Bibby	20	Abdur-Rahim	10	Jackson	22
Mar 13	SEATTLE	L	103	113	9-21	9-25	18-46	14,510	Reeves	31	Reeves	12	Payton	40
Mar 16	at Seattle	L	103	117	9-21	9-26	18-47	13,070	Dickerson	24	Abdur-Rahim	9	Payton	30
Mar 17	PHOENIX	L	86	101	9-22	9-26	18-48	14,255	Abdur-Rahim/Dickerson	14	Abdur-Rahim/Lopez	8	Robinson	27
Mar 19	DETROIT	L	99	101	9-23	9-26	18-49	15,240	Dickerson	24	Harrington	9	Hill	31
Mar 21	GOLDEN STATE	W	98	82	10-23	9-26	19-49	13,555	Dickerson	25	Abdur-Rahim	13	Marshall	16
Mar 25	UTAH	L	75	84	10-24	9-26	19-50	14,143	Scott	16	Reeves	9	Malone	25
Mar 29	L.A. LAKERS	L	99	108	10-25	9-26	19-51	16,780	Dickerson	32	Abdur-Rahim	13	Bryant	28
Mar 31	NEW YORK	L	83	89	10-26	9-26	19-52	16,632	Dickerson	28	Harrington	16	Houston	24
Apr 2	DALLAS	L	86	100	10-27	9-26	19-53	12,941	Abdur-Rahim	23	Bibby	11	Nowitzki	22
Apr 4	HOUSTON	W	102	100	11-27	9-26	20-53	12,742	Bibby	27	Abdur-Rahim	14	Francis	30
Apr 6	PORTLAND	W	89	87	12-27	9-26	21-53	12,234	Dickerson	27	Abdur-Rahim/Harrington	9	Wallace	28
Apr 8	at Portland	L	85	98	12-27	9-27	21-54	20,415	Dickerson	20	Abdur-Rahim	9	Smith	27
Apr 9	SAN ANTONIO	L	99	107	12-28	9-27	21-55	14,206	Bibby	24	Abdur-Rahim	11	Duncan	31
Apr 11	at Golden State	L	97	109	12-28	9-28	21-56	10,127	Dickerson	24	Abdur-Rahim	13	Hughes	28
Apr 12	at Phoenix	L	116	122(ot)	12-28	9-29	21-57	18,463	Dickerson	35	Harrington	12	Robinson	36
Apr 14	MINNESOTA	L	94	104(2ot)	12-29	9-29	21-58	17,748	Abdur-Rahim	27	Abdur-Rahim	17	Three players tied	20
Apr 16	at Dallas	L	106	114	12-29	9-30	21-59	13,947	Harrington	27	Abdur-Rahim	13	Finley	25
Apr 17	at San Antonio	L	93	100	12-29	9-31	21-60	19,913	Dickerson	29	Abdur-Rahim	10	Robinson	27
Apr 19	at Houston	W	96	92	12-29	10-31	22-60	16,285	Dickerson	20	Abdur-Rahim	11	Williams	20

1998-99 VANCOUVER GRIZZLIES (8-42)

Back Row, L-R: Rob Hackett, Jim Boylan, Scott McCullough, Lionel Hollins, Troy Wenzel, Jack Nolan, J.R. Henderson, Tony Massenburg, Cherokee Parks, Bryant Reeves, Pete Chilcutt, Shareef Abdur-Rahim, Makhtar Ndiaye, Noah Croom, Larry Riley, Gary Schmidt. **Front Row, L-R:** Rodrick Rhodes, Felipe Lopez, Terry Dehere, Lee Mayberry, Brian Hill, Stu Jackson, Mike Bibby, DeJuan Wheat, Doug West, Michael Smith.

				--Field Goals--			--3-Point FG--			-Free Throws-			--Rebounds--									
Player	**G**	**GS**	**Min**	**FG**	**FGA**	**Pct**	**FG**	**FGA**	**Pct**	**FT**	**FTA**	**Pct**	**Off**	**Def**	**Tot**	**Ast**	**PF**	**Dq**	**Stl**	**TO**	**Blk**	**Pts**	**Avg**
Abdur-Rahim	50	50	2021	386	893	.432	11	36	.306	369	439	.841	114	260	374	172	137	1	69	186	55	1152	23.0
Bibby	50	50	1758	260	605	.430	15	74	.203	127	169	.751	30	106	136	325	122	0	78	146	5	662	13.2
Mack	19	15	577	86	212	.406	42	108	.389	28	30	.933	7	46	53	23	53	1	20	20	1	242	12.7
Massenburg	43	35	1143	189	388	.487	0	2	.000	103	155	.665	83	174	257	23	108	0	26	64	39	481	11.2
Reeves	25	14	702	102	251	.406	0	1	.000	67	116	.578	50	88	138	37	103	3	13	47	8	271	10.8
Lopez	47	32	1218	169	379	.446	12	44	.273	87	135	.644	69	97	166	62	128	0	49	82	14	437	9.3
West	14	2	294	31	65	.407	0	2	.000	19	25	.760	5	20	25	19	38	1	16	12	7	81	5.8
Parks	48	41	1118	118	275	.429	0	1	.000	30	55	.545	75	168	243	36	114	0	28	49	28	266	5.5
Smith	48	10	1098	77	144	.535	0	1	.000	76	128	.594	135	215	350	48	107	0	46	60	18	230	4.8
Wheat	46	0	590	73	193	.378	22	60	.367	40	55	.727	11	34	45	102	59	0	26	48	2	208	4.5
Chilcutt	46	0	697	63	172	.366	26	68	.382	14	17	.824	29	88	117	30	52	0	22	28	12	166	3.6
Rhodes	10	1	123	11	44	.250	1	7	.143	11	19	.579	7	6	13	10	16	0	4	15	2	34	3.4
Henderson	30	0	331	35	96	.365	2	5	.400	25	45	.556	20	27	47	22	29	1	9	18	4	97	3.2
Dehere	22	0	271	27	74	.365	15	34	.441	5	7	.714	5	17	22	26	28	0	5	14	3	74	3.4
Mayberry	9	0	126	7	19	.368	2	10	.200	4	5	.800	0	3	3	23	13	0	7	11	0	20	2.2
Sasser	6	0	39	5	11	.455	0	0	----	1	2	.500	2	5	7	2	4	0	2	2	0	11	1.8
Herrera	4	0	42	3	13	.231	0	0	----	0	2	.000	5	3	8	3	3	0	0	4	0	6	1.5
Ndiaye	4	0	27	1	4	.250	0	0	----	3	4	.750	3	2	5	1	9	0	0	1	1	5	1.3
GRIZZLIES	**50**		**12175**	**1643**	**3838**	**.428**	**148**	**453**	**.327**	**1009**	**1408**	**.717**	**650**	**1359**	**2009**	**964**	**1123**	**7**	**420**	**848**	**199**	**4443**	**88.9**
OPPONENT	**50**		**12175**	**1813**	**3917**	**.463**	**229**	**653**	**.351**	**1021**	**1400**	**.729**	**673**	**1456**	**2129**	**1189**	**1164**	**15**	**490**	**779**	**328**	**4876**	**97.5**

QUICK FACTS

- The Vancouver Grizzlies finished 8-42 in a lockout-shortened season, ranking seventh in the Midwest Division.
- **Shareef Abdur-Rahim** ranked fourth in the NBA in scoring with a then franchise-record 23.0 points per game and scored in double figures in all 50 games.
- Guard **Mike Bibby** became the first Grizzlies rookie to start in each game during his rookie season while posting a club rookie-record 6.5 assists per game.
- The Grizzlies won a double-overtime game, 93-89, on Feb. 16 at the L.A. Clippers, before dropping a 131-129 triple-overtime thriller to the Boston Celtics the following night.

NBA STATISTICAL RANKINGS

Category	Vancouver		Opponents	
Points Per Game	88.9	24th	97.5	26th
Field Goal Pct.	.428	19th	.463	27th
Free Throw Pct.	.717	20th	.729	16th
3-Pt. Field Goal Pct.	.327	21st	.351	22nd
Offensive Rebounds Per Game	13.0	12th	13.5	27th
Defensive Rebounds Per Game	27.2	27th	29.1	17th
Rebounds Per Game	40.2	23rd	42.6	20th

Category	Vancouver		Opponents	
Assists Per Game	19.3	23rd	23.8	29th
Steals Per Game	8.40	16th	9.80	28th
Turnovers Per Game	17.0	29th	15.6	14th
Blocks Per Game	3.98	27th	6.56	29th
Personal Fouls Per Game	22.5	13th	23.3	7th
Disqualifications	7	9th	15	4th
Points Per Game Differential	-8.6	27th		

Date	Opponent		Van	Opp	Hm	Rd	Tot	Atten	Grizzlies Top Scorer		Grizzlies Top Rebounder		Opponent Top Scorer	
Feb 7	at Sacramento	L	87	109	0-0	0-1	0-1	17,317	Reeves	14	Reeves	9	Webber	25
Feb 8	PORTLAND	L	76	95	0-1	0-1	0-2	18,353	Massenburg	24	Massenburg	9	Sabonis	24
Feb 10	L.A. CLIPPERS	W	105	99	1-1	0-1	1-2	14,818	Abdur-Rahim	35	Abdur-Rahim/Massenburg	9	Murray	21
Feb 11	INDIANA	L	97	101	1-2	0-1	1-3	14,914	Abdur-Rahim	32	Abdur-Rahim	7	Smits	24
Feb 14	DALLAS	W	96	92	2-2	0-1	2-3	16,059	Mack	26	Smith	8	Nash	18
Feb 16	at L.A. Clippers	W	93	89(2ot)	2-2	1-1	3-3	9,626	Mack	22	Smith	15	Taylor	21
Feb 17	BOSTON	L	129	131(3ot)	2-3	1-1	3-4	13,041	Abdur-Rahim	39	Abdur-Rahim/Smith	13	Mercer/Walker	27
Feb 19	at Minnesota	L	96	115	2-3	1-2	3-5	17,907	Abdur-Rahim	21	Abdur-Rahim	9	Marbury	23
Feb 21	at Toronto	L	87	102	2-3	1-3	3-6	19,800	Abdur-Rahim	23	Abdur-Rahim	6	Carter	27
Feb 23	L.A. LAKERS	W	93	83	3-3	1-3	4-6	19,193	Abdur-Rahim	28	Abdur-Rahim	14	O'Neal	26
Feb 25	PHOENIX	L	86	94	3-4	1-3	4-7	13,494	Abdur-Rahim	22	Smith	11	Chapman/McCloud	16
Feb 27	HOUSTON	L	74	86	3-5	1-3	4-8	19,193	Abdur-Rahim	20	Abdur-Rahim	16	Pippen/Olajuwon	18
Feb 28	at Denver	L	112	116	3-5	1-4	4-9	9,248	Massenburg	27	Massenburg	7	McDyess	46
Mar 2	SACRAMENTO	L	101	111	3-6	1-4	4-10	13,252	Abdur-Rahim	29	Abdur-Rahim	12	Webber	36
Mar 3	at Utah	L	86	109	3-6	1-5	4-11	18,556	Mack	23	Massenburg	6	Russell	17
Mar 4	MINNESOTA	L	93	102	3-7	1-5	4-12	13,329	Abdur-Rahim	22	Smith	9	Garnett	23
Mar 6	HOUSTON	L	92	107	3-8	1-5	4-13	19,193	Abdur-Rahim	26	Abdur-Rahim	12	Dickerson	26
Mar 8	PORTLAND	L	73	92	3-9	1-5	4-14	13,552	Abdur-Rahim	19	Parks	9	Jackson	21
Mar 9	at Golden State	L	82	92	3-9	1-6	4-15	10,043	Abdur-Rahim	35	Parks	12	Marshall	20
Mar 11	at Houston	L	91	102	3-9	1-7	4-16	16,285	Abdur-Rahim	27	Parks	9	Olajuwon	31
Mar 13	at Dallas	L	74	91	3-9	1-8	4-17	14,184	Abdur-Rahim/Lopez	21	Parks	10	Finley	21
Mar 15	at Denver	L	84	110	3-9	1-9	4-18	8,251	Abdur-Rahim	15	Smith	8	McDyess	21
Mar 16	at Seattle	L	85	87	3-9	1-10	4-19	17,072	Abdur-Rahim/Reeves	21	Abdur-Rahim/Smith	11	Baker	31
Mar 18	MINNESOTA	W	86	81	4-9	1-10	5-19	17,466	Reeves	28	Reeves	13	Garnett	20
Mar 20	SAN ANTONIO	L	88	92(ot)	4-10	1-10	5-20	19,193	Abdur-Rahim	25	Abdur-Rahim	11	Duncan	24
Mar 22	at Phoenix	L	84	89	4-10	1-11	5-21	18,855	Abdur-Rahim	26	Smith	8	Kidd	24
Mar 24	PHILADELPHIA	L	90	95(ot)	4-11	1-11	5-22	16,615	Massenburg/Bibby	20	Smith	12	Iverson	34
Mar 26	UTAH	L	80	85	4-12	1-11	5-23	19,193	Abdur-Rahim	30	Abdur-Rahim	9	Malone	26
Mar 29	at L.A. Lakers	L	98	116	4-12	1-12	5-24	17,312	Abdur-Rahim	21	Massenburg	12	O'Neal	26
Mar 30	DENVER	W	101	87	5-12	1-12	6-24	15,018	Abdur-Rahim	22	Smith	11	Van Exel	29
Apr 1	at San Antonio	L	91	103	5-12	1-13	6-25	16,384	Abdur-Rahim	27	Parks	12	Duncan	39
Apr 2	at Atlanta	L	81	84	5-12	1-14	6-26	8,748	Abdur-Rahim	24	Parks	9	Mutombo	24
Apr 4	at Chicago	L	87	88	5-12	1-15	6-27	22,198	Abdur-Rahim	26	Smith	11	Bryant	25
Apr 6	at Portland	L	89	98	5-12	1-16	6-28	18,105	Abdur-Rahim/Lopez/Bibby	19	Abdur-Rahim/Massenburg	8	Williams/Rider/Wallace	15
Apr 7	DENVER	L	84	87	5-13	1-16	6-29	17,151	Abdur-Rahim	25	Massenburg	9	McDyess	24
Apr 9	SEATTLE	W	98	93	6-13	1-16	7-29	19,193	Abdur-Rahim	28	Abdur-Rahim/Lopez	11	Ellis	20
Apr 11	SACRAMENTO	L	88	91	6-14	1-16	7-30	17,167	Abdur-Rahim	23	Smith	14	Webber	24
Apr 12	at Utah	L	80	98	6-14	1-17	7-31	19,911	Abdur-Rahim	22	Abdur-Rahim	6	Anderson/Hornacek	18
Apr 14	at Houston	L	85	102	6-14	1-18	7-32	16,285	Abdur-Rahim/Massenburg	16	Massenburg	9	Olajuwon	27
Apr 16	at Minnesota	L	75	89	6-14	1-19	7-33	18,347	Abdur-Rahim	24	Massenburg	14	Smith	26
Apr 18	GOLDEN STATE	L	85	90	6-15	1-19	7-34	17,063	Abdur-Rahim	25	Smith	12	Marshall	24
Apr 19	at L.A. Lakers	L	102	117	6-15	1-20	7-35	17,505	Massenburg	28	Smith	14	O'Neal	35
Apr 21	L.A. CLIPPERS	W	97	94	7-15	1-20	8-35	15,885	Abdur-Rahim	29	Four players tied	6	Taylor	24
Apr 23	SEATTLE	L	84	97	7-16	1-20	8-36	19,193	Abdur-Rahim	22	Smith	11	MacLean/Payton	25
Apr 24	at L.A. Clippers	L	96	105	7-16	1-21	8-37	13,493	Abdur-Rahim	27	Parks	8	Taylor	25
Apr 27	at Dallas	L	75	84	7-16	1-22	8-38	12,650	Bibby	22	Abdur-Rahim/Smith	10	Trent	20
Apr 29	SAN ANTONIO	L	72	99	7-17	1-22	8-39	18,448	Abdur-Rahim/Massenburg	12	Abdur-Rahim	8	Duncan	19
May 1	at Phoenix	L	77	107	7-17	1-23	8-40	19,023	Abdur-Rahim	23	Lopez/Smith	8	Gugliotta	24
May 3	GOLDEN STATE	L	83	91	7-18	1-23	8-41	17,990	Abdur-Rahim	20	Parks	11	Cummings/Marshall	18
May 5	at Sacramento	L	95	99	7-18	1-24	8-42	17,317	Abdur-Rahim	26	Smith	14	Divac	29

1997-98 VANCOUVER GRIZZLIES (19-63)



Back Row, L-R: Brian Hill, Jim Boylan, Lionel Hollins, Jack Nolan, George Lynch, Shareef Abdur-Rahim, Pete Chilcutt, Otis Thorpe, Bryant Reeves, Ivano Newbill, Tony Massenburg, Stu Jackson, Noah Croom, Troy Wenzel, Scott McCullough, Rob Hackett. **Front Row, L-R:** Doug West, Chris Robinson, Anthony Peeler, Lee Mayberry, Antonio Daniels, Marcus Brown, Sam Mack, Blue Edwards.

				--Field Goals--			--3-Point FG--			-Free Throws-			--Rebounds--									
Player	**G**	**GS**	**Min**	**FG**	**FGA**	**Pct**	**FG**	**FGA**	**Pct**	**FT**	**FTA**	**Pct**	**Off**	**Def**	**Tot**	**Ast**	**PF**	**Dq**	**Stl**	**TO**	**Blk**	**Pts**	**Avg**
Abdur-Rahim	82	82	2950	653	1347	.485	21	51	.412	502	640	.784	227	354	581	213	201	0	89	257	76	1829	22.3
Reeves	74	74	2527	492	941	.523	0	4	.000	223	316	.706	196	389	585	155	278	6	39	156	80	1207	16.3
Thorpe	47	46	1574	205	420	.477	0	4	.000	118	170	.694	100	271	371	161	158	3	30	115	23	528	11.2
Mack	57	54	1414	222	559	.397	110	269	.409	62	77	.805	30	103	133	101	117	0	41	69	11	616	10.8
Edwards	81	20	1968	326	742	.439	40	120	.333	180	215	.837	61	156	217	201	183	0	86	134	27	872	10.8
Peeler	8	8	202	35	72	.486	5	19	.263	4	6	.667	6	14	20	23	16	0	9	6	0	79	9.9
Daniels	74	50	1956	228	548	.416	11	52	.212	112	170	.659	22	121	143	334	88	0	55	164	10	579	7.8
Lynch	82	0	1493	248	516	.481	9	30	.300	111	158	.703	147	215	362	122	161	0	65	104	41	616	7.5
Massenburg	61	13	894	148	309	.479	0	0	---	100	137	.730	80	152	232	21	123	0	25	60	24	396	6.5
Smith	30	29	706	67	133	.504	0	1	.000	48	73	.658	85	121	206	59	60	0	26	36	6	182	6.1
Chilcutt	82	0	1420	156	359	.435	54	130	.415	39	59	.661	77	229	306	104	158	0	53	62	37	405	4.9
Mayberry	79	32	1835	131	349	.375	63	180	.350	38	51	.745	19	95	114	349	164	1	65	113	10	363	4.6
Hurley	27	0	458	46	123	.374	1	7	.143	29	39	.744	5	25	30	97	43	0	10	44	0	122	4.5
C.Robinson	16	0	143	23	63	.365	7	24	.292	1	2	.500	0	13	13	10	21	0	7	15	1	54	3.4
L.Robinson	6	0	41	6	19	.316	3	6	.500	2	2	1.000	2	10	12	1	0	0	4	2	0	17	2.8
Newbill	28	2	249	20	57	.351	1	1	1.000	17	30	.567	24	45	69	9	38	0	10	17	3	58	2.1
GRIZZLIES	**82**		**19830**	**3006**	**6567**	**.458**	**325**	**898**	**.362**	**1586**	**2145**	**.739**	**1081**	**2313**	**3394**	**1960**	**1809**	**10**	**614**	**1405**	**349**	**7923**	**96.6**
OPPONENT	**82**		**19830**	**3230**	**6797**	**.475**	**428**	**1111**	**.385**	**1634**	**2233**	**.732**	**1144**	**2358**	**3502**	**2101**	**1832**	**12**	**836**	**1163**	**538**	**8522**	**103.9**

QUICK FACTS

- The Vancouver Grizzlies established a then franchise high for wins with a 19-63 record, placing sixth in the Midwest Division.
- **Shareef Abdur-Rahim** set a franchise season record in points (1,829), field goals made (653) and free throws made (502), while ranking sixth in the NBA with 22.3 points per game.
- The club dished out a franchise-best 1,960 assists.
- The Grizzlies grabbed a club-record 1,081 offensive rebounds.
- **Bryant Reeves** finished 10th in the NBA in field goal percentage, shooting 52.3 percent from the field.
- **Antonio Daniels** set a Grizzlies rookie record by dishing out 334 assists.

NBA STATISTICAL RANKINGS

Category	Vancouver		Opponents	
Points Per Game	96.6	10th	103.9	28th
Field Goal Pct.	.457	9th	.475	27th
Free Throw Pct.	.739	16th	.732	11th
3-Pt. Field Goal Pct.	.362	6th	.385	29th
Offensive Rebounds Per Game	13.2	12th	14.0	25th
Defensive Rebounds Per Game	28.2	18th	28.7	20th
Rebounds Per Game	41.4	15th	42.7	23rd

Category	Vancouver		Opponents	
Assists Per Game	23.9	6th	25.6	28th
Steals Per Game	7.49	26th	10.20	29th
Turnovers Per Game	17.1	28th	14.2	23rd
Blocks Per Game	4.26	24th	6.56	29th
Personal Fouls Per Game	22.1	10th	22.3	15th
Disqualifications	10	3rd	12	24th
Points Per Game Differential	-7.3	25th		

Date	Opponent		Van	Opp	Hm	Rd	Tot	Atten	Grizzlies Top Scorer		Grizzlies Top Rebounder		Opponent Top Scorer	
Oct 31	DALLAS	L	88	90	0-1	0-0	0-1	17,021	Abdur-Rahim	31	Abdur-Rahim/Thorpe	9	Davis	18
Nov 1	SACRAMENTO	W	97	96	1-1	0-0	1-1	15,460	Abdur-Rahim	19	Thorpe	13	Richmond	24
Nov 4	at Dallas	L	87	92	1-1	0-1	1-2	14,285	Abdur-Rahim	28	Thorpe	14	Finley	29
Nov 5	at San Antonio	L	79	87	1-1	0-2	1-3	14,523	Peeler	19	Thorpe	9	Robinson	22
Nov 7	MINNESOTA	L	97	108	1-2	0-2	1-4	15,302	Abdur-Rahim	23	Abdur-Rahim	17	Marbury	26
Nov 9	DETROIT	W	104	96(ot)	2-2	0-2	2-4	14,925	Abdur-Rahim/Reeves	22	Abdur-Rahim	11	Hunter	23
Nov 11	L.A. CLIPPERS	W	119	113	3-2	0-2	3-4	15,160	Abdur-Rahim	29	Thorpe	15	Rogers	26
Nov 12	at Utah	L	80	98	3-2	0-3	3-5	19,851	Reeves	15	Abdur-Rahim/Lynch	7	Malone	26
Nov 15	MILWAUKEE	W	109	94	4-2	0-3	4-5	17,666	Abdur-Rahim	24	Newbill	10	Brandon	22
Nov 16	at L.A. Lakers	L	95	121	4-2	0-4	4-6	17,139	Abdur-Rahim	25	Massenburg	8	Jones	28
Nov 18	at Denver	W	100	87	4-2	1-4	5-6	9,718	Edwards	27	Thorpe	7	Jackson	18
Nov 19	at Seattle	L	87	107	4-2	1-5	5-7	17,072	Abdur-Rahim	25	Thorpe	8	Payton	31
Nov 21	DENVER	W	99	96	5-2	1-5	6-7	15,988	Abdur-Rahim	28	Lynch	11	Newman/Stith	22
Nov 23	at New York	L	84	104	5-2	1-6	6-8	19,763	Reeves	18	Chilcutt	9	Ewing/Oakley	19
Nov 26	at Milwaukee	L	82	101	5-2	1-7	6-9	15,126	Abdur-Rahim	19	Reeves	9	Robinson	25
Nov 27	at Indiana	L	85	106	5-2	1-8	6-10	14,391	Lynch	15	Lynch	9	Mullin	27
Nov 29	at Minnesota	L	87	106	5-2	1-9	6-11	17,494	Daniels	16	Reeves	8	Gugliotta	23
Nov 30	at Detroit	W	97	95	5-2	2-9	7-11	16,030	Abdur-Rahim	19	Thorpe	10	Williams	26
Dec 3	ORLANDO	L	97	101	5-3	2-9	7-12	15,069	Abdur-Rahim	24	Thorpe	13	Strong	23
Dec 5	CLEVELAND	L	98	107	5-4	2-9	7-13	15,558	Abdur-Rahim	27	Thorpe	11	Person	30
Dec 9	at Phoenix	L	85	107	5-4	2-10	7-14	19,023	Abdur-Rahim	21	Abdur-Rahim	9	Ceballos	21
Dec 12	GOLDEN STATE	W	95	88	6-4	2-10	8-14	14,810	Abdur-Rahim	30	Lynch	10	Smith	23
Dec 14	HOUSTON	W	110	105	7-4	2-10	9-14	14,411	Reeves	23	Reeves	10	Willis	28
Dec 16	at Houston	L	91	118	7-4	2-11	9-15	16,285	Abdur-Rahim	18	Chilcutt	8	Willis	23
Dec 17	at San Antonio	L	87	98	7-4	2-12	9-16	13,576	Abdur-Rahim	24	Daniels	10	Robinson	33
Dec 19	at Portland	L	91	96	7-4	2-13	9-17	19,863	Abdur-Rahim	25	Abdur-Rahim/Massenburg	10	Rider	31
Dec 21	PORTLAND	W	88	86	8-4	2-13	10-17	15,174	Abdur-Rahim	28	Abdur-Rahim	14	Rider	19
Dec 26	PHOENIX	L	100	118	8-5	2-13	10-18	17,023	Abdur-Rahim	23	Thorpe/Reeves	7	Ceballos	22
Dec 28	UTAH	L	88	89	8-6	2-13	10-19	16,488	Abdur-Rahim	31	Abdur-Rahim/Reeves	10	Malone	26
Dec 30	SAN ANTONIO	L	115	124	8-7	2-13	10-20	15,872	Mack	28	Reeves	12	Person	32
Jan 1	PHILADELPHIA	L	104	115	8-8	2-13	10-21	15,495	Abdur-Rahim	23	Abdur-Rahim	12	Iverson	29
Jan 2	at Sacramento	L	80	94	8-8	2-14	10-22	13,925	Abdur-Rahim	30	Reeves	13	Richmond	23
Jan 4	SEATTLE	L	108	120	8-9	2-14	10-23	15,122	Abdur-Rahim/Mack	21	Chilcutt	10	Baker	30
Jan 6	L.A. LAKERS	L	87	100	8-10	2-14	10-24	15,837	Reeves	25	Reeves/Chilcutt	11	O'Neal	25
Jan 7	at L.A. Clippers	L	102	110	8-10	2-15	10-25	4,107	Abdur-Rahim	30	Thorpe	8	Taylor	25
Jan 9	CHARLOTTE	L	90	98	8-11	2-15	10-26	15,251	Abdur-Rahim	22	Thorpe	9	Rice	26
Jan 11	MIAMI	L	90	96	8-12	2-15	10-27	15,186	Abdur-Rahim	26	Abdur-Rahim	10	Hardaway	20
Jan 13	at Philadelphia	L	89	107	8-12	2-16	10-28	10,838	Abdur-Rahim	23	Reeves/Thorpe	10	Thomas	23
Jan 15	at Boston	L	93	97	8-12	2-17	10-29	16,855	Reeves	41	Reeves	12	Walker	22
Jan 16	at Washington	L	110	112	8-12	2-18	10-30	16,763	Thorpe	21	Thorpe	8	Howard	25
Jan 20	DENVER	W	88	77	9-12	2-18	11-30	15,852	Abdur-Rahim	24	Reeves	12	L. Ellis	21
Jan 23	at Golden State	W	88	80	9-12	3-18	12-30	12,359	Abdur-Rahim	26	Reeves	8	Smith	23
Jan 24	GOLDEN STATE	W	107	96	10-12	3-18	13-30	16,223	Abdur-Rahim	20	Thorpe	12	Smith	32
Jan 27	CHICAGO	L	85	103	10-13	3-18	13-31	19,193	Abdur-Rahim	16	Reeves/Thorpe/Chilcutt	6	Pippen	29
Jan 29	MINNESOTA	L	106	112	10-14	3-18	13-32	15,111	Abdur-Rahim	27	Thorpe	13	Marbury	31
Jan 31	NEW JERSEY	L	106	116	10-15	3-18	13-33	17,094	Abdur-Rahim	26	Thorpe	20	Cassell	26
Feb 2	at Dallas	L	90	104	10-15	3-19	13-34	11,049	Reeves	19	Reeves	10	Finley	30
Feb 3	at Houston	L	97	110	10-15	3-20	13-35	16,285	Abdur-Rahim	30	Reeves	8	Barkley	25
Feb 5	at Charlotte	L	93	108	10-15	3-21	13-36	21,984	Abdur-Rahim	19	Massenburg	9	Rice	30
Feb 12	HOUSTON	L	103	112	10-16	3-21	13-37	15,620	Abdur-Rahim	16	Abdur-Rahim	10	Drexler	25
Feb 14	WASHINGTON	W	110	108(ot)	11-16	3-21	14-37	16,105	Reeves	22	Abdur-Rahim/Reeves	12	Cheaney	24
Feb 18	BOSTON	L	105	114	11-17	3-21	14-38	16,703	Mack	27	Abdur-Rahim	8	Barros	29
Feb 20	at Atlanta	L	92	115	11-17	3-22	14-39	9,022	Abdur-Rahim	18	Reeves	11	Smith	21
Feb 22	at Toronto	L	105	113(ot)	11-17	3-23	14-40	16,932	Abdur-Rahim	22	Reeves	11	Billups	27
Feb 24	at New Jersey	L	101	110	11-17	3-24	14-41	13,335	Reeves	31	Reeves	15	Kittles	29
Feb 25	at Cleveland	L	101	106	11-17	3-25	14-42	13,701	Reeves	29	Reeves	8	Henderson	30
Mar 1	ATLANTA	L	76	101	11-18	3-25	14-43	15,371	Reeves/Chilcutt	16	Reeves	10	Blaylock/Hendrson	20
Mar 3	INDIANA	L	103	111	11-19	3-25	14-44	15,095	Abdur-Rahim	27	Abdur-Rahim	9	Smits	26
Mar 6	SACRAMENTO	L	96	98	11-20	3-25	14-45	14,605	Abdur-Rahim	30	Abdur-Rahim	10	Richmond	32
Mar 8	TORONTO	W	113	106	12-20	3-25	15-45	16,098	Reeves	38	Reeves	11	Brown	21
Mar 12	at Denver	L	93	98	12-20	3-26	15-46	9,112	Mack	19	Reeves/Mack	6	Alexander	21
Mar 13	at Utah	L	101	110	12-20	3-27	15-47	19,911	Reeves	23	Reeves	12	Malone	30
Mar 15	L.A. LAKERS	L	110	119	12-21	3-27	15-48	18,983	Reeves	24	Abdur-Rahim	8	O'Neal	24
Mar 17	at Orlando	L	92	99	12-21	3-28	15-49	17,248	Edwards	19	Reeves	11	Anderson	21
Mar 18	at Miami	L	91	94	12-21	3-29	15-50	14,653	Abdur-Rahim	21	Reeves	9	Mourning	26
Mar 20	at Chicago	L	92	98	12-21	3-30	15-51	24,023	Reeves	30	Smith	13	Jordan	24
Mar 21	at Minnesota	L	88	102	12-21	3-31	15-52	18,336	Abdur-Rahim	31	Smith	12	Garnet	22
Mar 23	L.A. CLIPPERS	W	106	95	13-21	3-31	15-52	15,392	Reeves	35	Smith	18	Piatkowski	20
Mar 26	at Portland	L	102	108	13-21	3-32	16-53	20,581	Reeves	31	Reeves/Smith/Chilcutt	7	Sabonis	24
Mar 27	NEW YORK	L	89	97(ot)	13-22	3-32	16-54	17,630	Reeves	35	Reeves	14	Johnson	23
Mar 29	at Phoenix	L	98	106	13-22	3-33	16-55	19,023	Abdur-Rahim	30	Abdur-Rahim	12	Robinson	20
Mar 31	DALLAS	L	101	104	13-23	3-33	16-56	15,120	Abdur-Rahim	23	Smith/Lynch	13	Finley/Green	22
Apr 3	SEATTLE	L	98	138	13-24	3-33	16-57	19,193	Abdur-Rahim	19	Abdur-Rahim/L. Robinson	6	Hawkins	29
Apr 5	UTAH	L	93	99	13-25	3-33	16-58	18,068	Reeves	30	Abdur-Rahim	9	Malone	25
Apr 7	at L.A. Clippers	W	110	94	13-25	4-33	17-58	5,124	Abdur-Rahim	30	Abdur-Rahim	11	Austin	16
Apr 8	at L.A. Lakers	L	102	113	13-25	4-34	17-59	17,505	Abdur-Rahim	26	Massenburg	10	O'Neal	30
Apr 11	PORTLAND	W	105	96(ot)	14-25	4-34	18-59	16,432	Abdur-Rahim	31	Smith	10	Rider	26
Apr 12	PHOENIX	L	106	129	14-26	4-34	18-60	16,266	Daniels	23	Massenburg	12	McCloud	25
Apr 14	at Seattle	L	98	110	14-26	4-35	18-61	17,072	Massenburg	22	Massenburg/Newbill	7	Payton	27
Apr 16	SAN ANTONIO	L	97	110	14-27	4-35	18-62	17,485	Abdur-Rahim	32	Massenburg	11	Duncan	32
Apr 18	at Golden State	L	100	112	14-27	4-36	18-63	16,481	Massenburg	26	Massenburg	7	Dampier/Delk	23
Apr 19	at Sacramento	W	112	108(ot)	14-27	5-36	19-63	15,329	Massenburg	34	Massenburg	12	Abdul-Wahad	31

1996-97 VANCOUVER GRIZZLIES (14-68)

Back Row, L-R: Troy Wenzel, Jay Hillock, Noah Croom, Larry Riley, Pete Chilcutt, Roy Rogers, Jack Lothian, Bryant Reeves, Eric Mobley, Rich Manning, Shareef Abdur-Rahim, Rex Hughes, Lionel Hollins, Jimmy Powell, Rob Hackett. **Front Row, L-R:** Stu Jackson, Chucky Atkins, Tim Breaux, Lawrence Moten, Anthony Peeler, Greg Anthony, Blue Edwards, George Lynch, Doug Edwards, Chris Robinson, Lee Mayberry, Brian Winters.

				--Field Goals--			--3-Point FG--			-Free Throws-			--Rebounds--									
Player	**G**	**GS**	**Min**	**FG**	**FGA**	**Pct**	**FG**	**FGA**	**Pct**	**FT**	**FTA**	**Pct**	**Off**	**Def**	**Tot**	**Ast**	**PF**	**Dq**	**Stl**	**TO**	**Blk**	**Pts**	**Avg**
Abdur-Rahim	80	71	2802	550	1214	.453	7	27	.259	387	519	.746	216	339	555	175	199	0	79	225	79	1494	18.7
Reeves	75	75	2777	498	1025	.486	1	11	.091	216	307	.704	174	436	610	160	270	3	29	175	67	1213	16.2
Peeler	72	57	2291	402	1011	.398	128	343	.373	109	133	.820	54	193	247	256	168	0	105	157	17	1041	14.5
Anthony	65	44	1863	199	507	.393	88	238	.370	130	178	.730	25	159	184	407	122	0	129	129	4	616	9.5
Lynch	41	27	1059	137	291	.471	8	31	.258	60	97	.619	98	163	261	76	97	1	63	64	17	342	8.3
Edwards	61	12	1439	182	458	.397	25	89	.281	89	109	.817	49	140	189	114	135	0	38	81	20	478	7.8
Moten	67	18	1214	171	441	.388	41	141	.291	64	99	.646	43	76	119	129	83	0	48	81	24	447	6.7
Rogers	82	50	1848	244	483	.505	1	1	1.000	54	94	.574	139	247	386	46	214	1	21	86	163	543	6.6
Williams	32	1	553	82	143	.573	0	1	.000	33	49	.673	60	78	138	15	72	1	16	28	26	197	6.2
Mayberry	80	38	1952	149	370	.403	83	221	.376	29	46	.630	29	105	134	329	159	0	60	90	8	410	5.1
C. Robinson	41	6	681	69	182	.379	34	89	.382	16	26	.615	23	48	71	65	85	2	28	34	9	188	4.6
Chilcutt	54	1	662	72	165	.436	25	69	.362	13	22	.591	67	89	156	47	52	0	26	28	17	182	3.4
Manning	16	1	128	18	48	.375	2	3	.667	6	8	.750	8	15	23	2	18	0	3	5	1	44	2.8
Mobley	28	8	307	28	63	.444	0	0	---	16	30	.533	30	28	58	14	44	0	5	29	10	72	2.6
Leckner	19	1	115	14	30	.467	0	0	---	6	12	.500	5	30	35	4	32	0	3	10	2	34	1.8
Norris	8	0	89	4	22	.182	2	10	.200	2	5	.400	3	9	12	23	5	0	4	5	0	12	1.5
GRIZZLIES	**82**		**19780**	**2819**	**6453**	**.437**	**445**	**1274**	**.349**	**1230**	**1734**	**.709**	**1023**	**2155**	**3178**	**1862**	**1755**	**8**	**657**	**1301**	**464**	**7313**	**89.2**
OPPONENT	**82**		**19780**	**3092**	**6556**	**.472**	**500**	**1369**	**.365**	**1468**	**2018**	**.727**	**1206**	**2426**	**3632**	**1974**	**1593**	**15**	**725**	**1251**	**461**	**8152**	**99.4**

QUICK FACTS

- The Vancouver Grizzlies posted a 14-68 record, placing seventh in the Midwest Division.
- **Shareef Abdur-Rahim** became the only unanimous selection on the NBA All-Rookie First Team by averaging 18.7 points (second among rookies, 26th in NBA) and finished third in Rookie of the Year balloting behind winner **Allen Iverson** and **Stephon Marbury,** while being named NBA Rookie of the Month in December and February.
- **Anthony Peeler** became the first player in franchise history to score 40 points in a game, accomplishing the feat on Feb. 4 at New Jersey.
- **Bryant Reeves** set a franchise record by making 18 field goals on April 19 at Phoenix.
- President and General Manager **Stu Jackson** assumed the head coaching duties on Jan. 24, replacing **Brian Winters.**
- **Greg Anthony** finished ninth in the NBA in steals at 1.98 per game.
- **Roy Rogers** placed 12th in the league in blocks with 1.99 swats per game.

NBA STATISTICAL RANKINGS

Category	Vancouver		Opponents	
Points Per Game	89.2	28th	99.4	21st
Field Goal Pct.	.437	26th	.472	26th
Free Throw Pct.	.709	27th	.727	4th
3-Pt. Field Goal Pct.	.349	23rd	.365	19th
Offensive Rebounds Per Game	12.5	15th	14.7	29th
Defensive Rebounds Per Game	26.3	28th	29.6	22nd
Rebounds Per Game	38.8	27th	44.3	27th

Category	Vancouver		Opponents	
Assists Per Game	22.7	10th	24.1	25th
Steals Per Game	8.01	15th	8.84	24th
Turnovers Per Game	15.9	16th	15.3	22nd
Blocks Per Game	5.66	6th	5.62	26th
Personal Fouls Per Game	21.4	9th	19.4	29th
Disqualifications	8	1st	15	23rd
Points Per Game Differential	-8.6	29th		

Date	Opponent		Van	Opp	Hm	Rd	Tot	Atten	Grizzlies Top Scorer		Grizzlies Top Rebounder		Opponent Top Scorer	
Nov 1	PORTLAND	L	85	114	0-1	0-0	0-1	19,193	Abdur-Rahim/Edwards	16	Abdur-Rahim/Chilcutt	5	Robinson	22
Nov 3	GOLDEN STATE	L	95	105	0-2	0-0	0-2	15,781	Peeler	21	Reeves	10	Mullin	24
Nov 5	at Chicago	L	73	96	0-2	0-1	0-3	23,726	Anthony	13	Four players tied	5	Jordan	22
Nov 6	at Milwaukee	L	89	105	0-2	0-2	0-4	13,689	Abdur-Rahim/Edwards	18	Reeves	11	Allen/Baker	20
Nov 8	at Cleveland	L	72	88	0-2	0-3	0-5	13,691	Anthony	13	Reeves/Edwards	6	Sura	15
Nov 10	NEW YORK	L	82	101	0-3	0-3	0-6	17,356	Peeler	16	Reeves	8	Ewing	21
Nov 12	L.A. CLIPPERS	L	92	99(2ot)	0-4	0-3	0-7	14,259	Reeves	30	Reeves	11	Sealy	22
Nov 14	PHOENIX	W	92	89	1-4	0-3	1-7	15,158	Edwards	34	Four players tied	5	Nash	17
Nov 15	at Utah	L	96	104	1-4	0-4	1-8	19,046	Edwards	23	Rogers/Anthony	7	Malone	21
Nov 17	at Seattle	L	81	91	1-4	0-5	1-9	17,072	Rogers	18	Rogers	9	Payton	21
Nov 18	SACRAMENTO	L	83	84	1-5	0-5	1-10	14,672	Reeves	19	Rogers	9	Owens	17
Nov 20	MIAMI	L	75	94	1-6	0-5	1-11	15,054	Reeves	16	Reeves	10	Hardaway	19
Nov 24	SAN ANTONIO	W	96	91	2-6	0-5	2-11	15,874	Abdur-Rahim	18	Abdur-Rahim	9	Wilkins	26
Nov 26	at Atlanta	L	80	101	2-6	0-6	2-12	6,957	Abdur-Rahim	19	Peeler	8	Laettner	18
Nov 27	at Detroit	L	78	87	2-6	0-7	2-13	15,195	Anthony	24	Mobley	7	Hunter	24
Nov 29	at Indiana	L	94	104	2-6	0-8	2-14	15,488	Abdur-Rahim	20	Lynch	11	Miller	25
Nov 30	at Philadelphia	L	90	96	2-6	0-9	2-15	13,038	Rogers	16	Lynch	7	Stackhouse	31
Dec 4	INDIANA	L	80	127	2-7	0-9	2-16	15,699	Abdur-Rahim	20	Rogers	5	Miller	36
Dec 6	at San Antonio	W	105	89	2-7	1-9	3-16	13,646	Reeves	29	Abdur-Rahim/Lynch	8	Wilkins	24
Dec 7	at Dallas	L	85	96	2-7	1-10	3-17	15,102	Peeler	16	Lynch	9	Harper	20
Dec 9	CHARLOTTE	L	91	107	2-8	1-10	3-18	15,780	Peeler	23	Reeves	10	Rice	30
Dec 12	at Portland	L	78	99	2-8	1-11	3-19	20,042	Chilcutt	13	Chilcutt	10	Anderson	22
Dec 13	ORLANDO	W	95	93	3-8	1-11	4-19	15,954	Reeves	27	Abdur-Rahim	11	Seikaly	25
Dec 15	at Phoenix	L	84	103	3-8	1-12	4-20	19,023	Abdur-Rahim	28	Abdur-Rahim	4	Horry	19
Dec 17	HOUSTON	W	93	92	4-8	1-12	5-20	16,205	Abdur-Rahim	22	Reeves	8	Olajuwon	23
Dec 19	DALLAS	L	98	105	4-9	1-12	5-21	15,049	Peeler	25	Lynch	10	Gatling	25
Dec 20	at Denver	L	93	108	4-9	1-13	5-22	10,020	Peeler	19	Three players tied	5	Stith	29
Dec 22	WASHINGTON	W	91	87	5-9	1-13	6-22	15,751	Peeler	27	Lynch	12	Strickland	23
Dec 26	at Sacramento	L	88	111	5-9	1-14	6-23	17,317	Abdur-Rahim	28	Abdur-Rahim	9	Richmond/Polynice	18
Dec 28	PHOENIX	L	98	103	5-10	1-14	6-24	16,757	Peeler	30	Reeves/Lynch	9	Manning	19
Dec 30	SAN ANTONIO	L	88	95	5-11	1-14	6-25	15,749	Peeler	23	Abdur-Rahim	12	Maxwell/Johnson	23
Jan 3	SEATTLE	L	94	108	5-12	1-14	6-26	19,193	Peeler	24	Lynch	15	Payton	29
Jan 5	L.A. LAKERS	L	82	95	5-13	1-14	6-27	19,193	Peeler	17	Lynch	16	O'Neal	31
Jan 8	at Golden State	W	109	95	5-13	2-14	7-27	12,819	Abdur-Rahim	34	Rogers	10	Smith	38
Jan 9	GOLDEN STATE	L	86	102	5-14	2-14	7-28	15,454	Abdur-Rahim	17	Lynch	8	Sprewell	27
Jan 11	SACRAMENTO	L	101	109	5-15	2-14	7-29	16,092	Abdur-Rahim	37	Reeves	10	Richmond	32
Jan 14	at L.A. Lakers	L	81	91	5-15	2-15	7-30	15,606	Peeler	23	Reeves	10	O'Neal	24
Jan 15	DETROIT	L	79	103	5-16	2-15	7-31	16,059	Abdur-Rahim	15	Three players tied	8	Hill	31
Jan 17	UTAH	L	68	106	5-17	2-15	7-32	15,173	Reeves	17	Reeves	10	Malone	30
Jan 19	TORONTO	W	100	92	6-17	2-15	8-32	17,474	Abdur-Rahim	26	Lynch	13	Stoudamire	34
Jan 20	at Seattle	L	96	112	6-17	2-16	8-33	17,072	Anthony	24	Reeves	8	Payton	30
Jan 22	at Denver	L	84	94	6-17	2-17	8-34	8,422	Abdur-Rahim	22	Reeves	12	L. Ellis	22
Jan 23	MINNESOTA	L	76	95	6-18	2-17	8-35	15,282	Reeves	22	Reeves	8	Gugliotta	33
Jan 25	DENVER	L	82	83	6-19	2-17	8-36	17,102	Reeves	23	Abdur-Rahim/Reeves	9	L. Ellis	18
Jan 27	at Golden State	L	97	122	6-19	2-18	8-37	12,839	Abdur-Rahim	23	Abdur-Rahim	8	Sprewell	33
Jan 28	CHICAGO	L	96	111	6-20	2-18	8-38	19,193	Abdur-Rahim	24	Abdur-Rahim/Reeves	12	Jordan	28
Jan 30	at L.A. Clippers	L	94	100	6-20	2-19	8-39	5,122	Reeves	25	Reeves	12	Vaught	28
Jan 31	ATLANTA	L	76	87	6-21	2-19	8-40	15,205	Abdur-Rahim	24	Abdur-Rahim	10	Smith	24
Feb 2	at Boston	W	102	92	6-21	3-19	9-40	15,737	Reeves	33	Reeves	18	Williams	22
Feb 4	at New Jersey	L	105	111	6-21	3-20	9-41	10,990	Peeler	40	Abdur-Rahim	11	Kittles	32
Feb 6	at Minnesota	L	86	103	6-21	3-21	9-42	14,277	Peeler	24	Chilcutt	10	Garnett	18
Feb 11	at Houston	L	97	106	6-21	3-22	9-43	16,285	Abdur-Rahim	24	Reeves	10	Willis, Price	20
Feb 12	at San Antonio	W	106	101	6-21	4-22	10-43	12,463	Reeves	31	Reeves	12	Maxwell	19
Feb 14	BOSTON	W	109	106	7-21	4-22	11-43	17,434	Abdur-Rahim	31	Reeves	12	Day	29
Feb 17	DALLAS	L	95	100	7-22	4-22	11-44	15,540	Reeves	27	Edwards	7	Finley/Green	21
Feb 19	MINNESOTA	L	73	84	7-23	4-22	11-45	15,729	Abdur-Rahim	26	Rogers	10	Garrett	25
Feb 21	at L.A. Lakers	L	91	99	7-23	4-23	11-46	17,031	Abdur-Rahim	30	Abdur-Rahim	11	Campbell/Jones	23
Feb 23	CLEVELAND	L	84	91	7-24	4-23	11-47	15,536	Reeves	26	Abdur-Rahim	8	Phills	23
Feb 26	L.A. CLIPPERS	L	80	83	7-25	4-23	11-48	15,619	Abdur-Rahim	28	Abdur-Rahim	13	Vaught	22
Feb 28	PHILADELPHIA	L	100	104	7-26	4-23	11-49	17,463	Reeves	26	Abdur-Rahim	10	Stackhouse	25
Mar 2	UTAH	L	86	93	7-27	4-23	11-50	16,415	Peeler	25	Reeves	9	Russell	20
Mar 6	NEW JERSEY	L	96	102	7-28	4-23	11-51	16,673	Peeler	24	Reeves	12	Cassell	26
Mar 9	at Toronto	L	77	81	7-28	4-24	11-52	19,186	Peeler	25	Reeves	14	Williams	16
Mar 11	at Charlotte	L	92	98	7-28	4-25	11-53	24,042	Abdur-Rahim	24	Reeves	13	Rice/Mason	24
Mar 12	at Washington	L	82	104	7-28	4-26	11-54	11,007	Abdur-Rahim	18	Rogers	8	Webber	32
Mar 14	at Miami	L	82	88	7-28	4-27	11-55	14,728	Reeves	27	Reeves	11	Hardaway	19
Mar 16	at Orlando	L	89	100	7-28	4-28	11-56	17,248	Abdur-Rahim	22	Reeves	10	Wilkins	17
Mar 18	at New York	L	73	98	7-28	4-29	11-57	19,763	Abdur-Rahim	18	Williams	9	Ewing	22
Mar 19	at Minnesota	L	72	95	7-28	4-30	11-58	13,368	Abdur-Rahim	15	Chilcutt	6	Robinson	18
Mar 21	DENVER	W	108	101	8-28	4-30	12-58	19,193	Reeves	31	Abdur-Rahim	14	McDyess	29
Mar 23	SEATTLE	L	92	106	8-29	4-30	12-59	17,645	Abdur-Rahim	23	Abdur-Rahim/Williams	7	Payton	31
Mar 25	at L.A. Clippers	L	104	110(ot)	8-29	4-31	12-60	5,528	Peeler	30	Reeves	10	Wright	24
Mar 27	L.A. LAKERS	L	98	102(ot)	8-30	4-31	12-61	18,722	Abdur-Rahim	21	Rogers	12	Campbell	25
Mar 28	at Portland	L	81	115	8-30	4-32	12-62	20,865	Peeler/Rogers	14	Williams	9	C. Robinson	26
Apr 1	MILWAUKEE	L	91	102	8-31	4-32	12-63	17,193	Abdur-Rahim	26	Rogers/Leckner	6	Robinson	25
Apr 4	at Utah	L	79	106	8-31	4-33	12-64	19,911	Reeves	15	Williams	8	Malone	16
Apr 6	HOUSTON	L	85	94	8-32	4-33	12-65	17,356	Reeves	23	Abdur-Rahim	16	Barkley	28
Apr 8	at Sacramento	L	93	109	8-32	4-34	12-66	17,317	Reeves	28	Reeves	13	Richmond	26
Apr 10	at Houston	L	94	102	8-32	4-35	12-67	16,285	Abdur-Rahim	20	Rogers	9	Barkley	21
Apr 12	at Dallas	W	96	85	8-32	5-35	13-67	14,060	Abdur-Rahim	30	Abdur-Rahim	17	Pack	22
Apr 17	PORTLAND	L	73	105	8-33	5-35	13-68	19,193	Peeler	16	Abdur-Rahim/Reeves	9	Wallace	25
Apr 19	at Phoenix	W	121	107	8-33	6-35	14-68	19,023	Reeves	39	Reeves	11	Johnson	36

1995-96 VANCOUVER GRIZZLIES (15-67)

Back Row, L-R: Chris King, Greg Anthony, Anthony Avent, Darrick Martin, Doug Edwards, Troy Wenzel, Bryant Reeves, Rob Hackett, Eric Mobley, Scott McCullough, Eric Murdock, Ashraf Amaya, Lawrence Moten, Byron Scott. **Front Row, L-R:** Kenny Gattison, Jimmy Powell, Brian Winters, Rex Hughes, Lionel Hollins, Blue Edwards.

				--Field Goals--			--3-Point FG--			-Free Throws-			--Rebounds--									
Player	**G**	**GS**	**Min**	**FG**	**FGA**	**Pct**	**FG**	**FGA**	**Pct**	**FT**	**FTA**	**Pct**	**Off**	**Def**	**Tot**	**Ast**	**PF**	**Dq**	**Stl**	**TO**	**Blk**	**Pts**	**Avg**
Anthony	69	69	2096	324	781	.415	90	271	.332	229	297	.771	29	145	174	476	137	1	116	160	11	967	14.0
Benjamin	13	13	404	71	161	.441	0	0	---	39	56	.696	31	72	103	16	40	1	10	34	15	181	13.9
Reeves	77	63	2460	401	877	.457	0	3	.000	219	299	.732	178	392	570	109	226	2	43	157	55	1021	13.3
B. Edwards	82	82	2773	401	956	.419	84	245	.343	157	208	.755	98	248	346	212	243	1	118	170	46	1043	12.7
Scott	80	0	1894	271	676	.401	74	221	.355	203	243	.835	40	152	192	123	126	0	63	100	22	819	10.2
Gattison	25	14	570	91	190	.479	0	0	---	47	78	.603	35	79	114	14	75	0	10	40	11	229	9.2
Murdock	64	14	1480	220	521	.422	39	122	.320	106	131	.809	21	134	155	292	124	0	129	120	9	585	9.1
King	80	66	1930	250	585	.427	44	113	.389	90	136	.662	102	183	285	104	163	0	68	103	33	634	7.9
Wilkins	28	14	738	77	205	.376	14	64	.219	20	23	.870	22	43	65	68	55	0	22	37	2	188	6.7
D.Martin	24	0	402	59	131	.450	5	22	.227	38	46	.826	13	25	38	61	47	0	27	37	1	161	6.7
Moten	44	3	573	112	247	.453	18	55	.327	49	75	.653	36	25	61	50	54	0	29	44	8	291	6.6
Amaya	54	34	1104	121	252	.480	0	1	.000	97	149	.651	114	189	303	33	151	3	22	57	10	339	6.3
Avent	71	32	1586	179	466	.384	0	0	---	57	77	.740	108	247	355	69	202	3	30	107	42	415	5.8
Harvey	18	6	410	39	95	.411	0	2	.000	20	43	.465	27	67	94	9	38	0	14	18	21	98	5.4
Mobley	34	1	611	72	131	.550	1	2	.500	37	83	.446	51	77	128	22	82	1	13	49	23	182	5.4
Manning	29	0	311	49	113	.434	0	1	.000	9	14	.643	16	39	55	7	37	0	3	17	6	107	3.7
D. Edwards	31	0	519	32	91	.352	0	4	.000	29	38	.763	35	52	87	39	51	2	10	29	18	93	3.0
C. Martin	4	0	19	3	5	.600	3	3	1.000	0	2	.000	1	1	2	2	1	0	1	1	0	9	2.3
GRIZZLIES	**82**		**19880**	**2772**	**6483**	**.428**	**372**	**1129**	**.329**	**1446**	**1998**	**.724**	**957**	**2170**	**3127**	**1706**	**1852**	**14**	**728**	**1347**	**333**	**7362**	**89.8**
OPPONENT	**82**		**19880**	**3080**	**6486**	**.475**	**459**	**1226**	**.374**	**1561**	**2129**	**.733**	**1102**	**2550**	**3652**	**1988**	**1785**	**9**	**698**	**1423**	**474**	**8180**	**99.8**

QUICK FACTS

- In the Vancouver Grizzlies' inaugural season, the club finished seventh in the Midwest Division with a 15-67 record.
- **Brian Winters** named the franchise's first head coach on June 19, 1995, while former head coach **Lionel Hollins** served as an assistant coach.
- **Kevin Pritchard** became the franchise's first player by signing with the Grizzlies on June 1. The club's first draft pick was **Bryant Reeve**s from Oklahoma State, taken sixth overall in the 1995 NBA Draft.
- The Grizzlies played their first game on Oct. 13 vs. Portland, falling 104-86 in a preseason contest.
- **Blue Edwards** (15 points, 13 rebounds and 11 assists) recorded the first triple-double in franchise history on March 1 vs. Dallas.
- Reeves named to the 1995-96 NBA All-Rookie Second Team, averaging 13.3 points and 7.4 rebounds in 77 games.
- The club dropped a franchise-record 23 consecutive games from Feb. 16-April 2.
- **Eric Murdock** finished seventh in the NBA in steals with 1.85 thefts per game.

NBA STATISTICAL RANKINGS

Category	Vancouver		Opponents	
Points Per Game	89.8	29th	99.8	15th
Field Goal Pct.	.428	27th	.475	22nd
Free Throw Pct.	.724	22nd	.733	8th
3-Pt. Field Goal Pct.	.329	28th	.374	21st
Offensive Rebounds Per Game	11.7	22nd	13.4	23rd
Defensive Rebounds Per Game	26.5	25th	31.1	27th
Rebounds Per Game	38.1	28th	44.5	28th

Category	Vancouver		Opponents	
Assists Per Game	20.8	25th	24.2	23rd
Steals Per Game	8.88	5th	8.51	21st
Turnovers Per Game	16.4	20th	17.4	2nd
Blocks Per Game	4.06	24th	5.78	22nd
Personal Fouls Per Game	22.6	13th	21.8	25th
Disqualifications	14	6th	9	28th
Points Per Game Differential	-10.0	29th		

Date	Opponent		Van	Opp	Hm	Rd	Tot	Atten	Grizzlies Top Scorer		Grizzlies Top Rebounder		Opponent Top Scorer	
Nov 3	at Portland	W	92	80	0-0	1-0	1-0	19,115	Benjamin	29	Benjamin	13	Robinson	33
Nov 5	MINNESOTA	W	100	98(ot)	1-0	1-0	2-0	19,193	Scott	18	Gattison	13	Laettner	26
Nov 7	at Dallas	L	88	99	1-0	1-1	2-1	15,325	Benjamin	16	Anthony	6	Mashburn	16
Nov 8	at San Antonio	L	62	111	1-0	1-2	2-2	12,355	King	12	Benjamin	11	Robinson	31
Nov 10	L.A. CLIPPERS	L	91	98	1-1	1-2	2-3	17,345	Anthony	28	Benjamin	11	Sealy	29
Nov 11	at Seattle	L	81	117	1-1	1-3	2-4	17,102	Benjamin	14	Benjamin	8	Kemp	24
Nov 13	DALLAS	L	89	94	1-2	1-3	2-5	17,171	Anthony	19	Gattison	9	Kidd	25
Nov 16	at L.A. Clippers	L	98	103	1-2	1-4	2-6	10,169	Scott	18	Harvey	6	Vaught	19
Nov 17	L.A. LAKERS	L	91	114	1-3	1-4	2-7	19,193	Anthony	17	King	8	Van Exel	25
Nov 19	at New York	L	93	98	1-3	1-5	2-8	19,763	Anthony	18	Benjamin	8	Harper	25
Nov 22	at Orlando	L	93	95	1-3	1-6	2-9	17,248	Scott	20	Benjamin/King	8	Hardaway	37
Nov 24	at Charlotte	L	104	116	1-3	1-7	2-10	24,042	Benjamin	18	Benjamin	7	Johnson/Rice	20
Nov 25	at Miami	L	91	111	1-3	1-8	2-11	14,293	Benjamin	22	Benjamin	10	Mourning	30
Nov 28	at Minnesota	L	98	121	1-3	1-9	2-12	10,251	Anthony	23	Gattison	9	Three players tied	18
Nov 30	CHICAGO	L	88	94	1-4	1-9	2-13	19,193	Anthony	27	Harvey	8	Jordan	29
Dec 1	at L.A. Lakers	L	100	113	1-4	1-10	2-14	12,426	Anthony/B. Edwards	20	Reeves	9	Ceballos	22
Dec 3	MILWAUKEE	L	95	109	1-5	1-10	2-15	14,149	Anthony/Reeves/Harvey	13	Reeves	8	Baker	27
Dec 5	at Phoenix	L	108	112	1-5	1-11	2-16	19,023	Anthony/B. Edwards	22	Avent/Harvey	8	Finley	25
Dec 7	DETROIT	L	84	93	1-6	1-11	2-17	14,685	Anthony	31	Reeves	6	Houston	20
Dec 10	TORONTO	L	81	93	1-7	1-11	2-18	17,438	B. Edwards	23	Mobley	11	Stoudamire	24
Dec 13	HOUSTON	L	89	100	1-8	1-11	2-19	15,715	B. Edwards	19	Amaya	11	Horry	20
Dec 15	PORTLAND	W	104	100(ot)	2-8	1-11	3-19	15,236	Reeves	25	Reeves	17	Strickland	29
Dec 16	GOLDEN STATE	L	85	116	2-9	1-11	3-20	15,539	Moten	16	Reeves	6	Sprewell	22
Dec 18	at Sacramento	L	85	92	2-9	1-12	3-21	17,317	Reeves	23	Amaya	7	Grant	22
Dec 19	SEATTLE	W	94	93	3-9	1-12	4-21	16,701	B. Edwards	22	Reeves	11	Hawkins	22
Dec 21	at Seattle	L	68	92	3-9	1-13	4-22	17,072	Avent	16	Avent	9	Payton	22
Dec 22	PHOENIX	L	80	101	3-10	1-13	4-23	17,636	Reeves	19	Mobley	8	Barkley	24
Dec 26	at Houston	L	84	100	3-10	1-14	4-24	16,285	Murdock	16	Reeves	16	Olajuwon	18
Dec 28	at Dallas	L	101	103(2ot)	3-10	1-15	4-25	17,502	Anthony/Reeves	18	Avent	15	Jackson	22
Dec 30	BOSTON	W	103	95	4-10	1-15	5-25	19,193	B. Edwards	26	Reeves	13	Radja	26
Jan 5	PHILADELPHIA	W	103	102(ot)	5-10	1-15	6-25	17,870	Anthony	32	Avent	14	Ruffin	27
Jan 7	L.A. CLIPPERS	L	93	101	5-11	1-15	6-26	18,089	Anthony	25	Reeves	8	Sealy	25
Jan 9	at Golden State	L	103	109	5-11	1-16	6-27	15,025	Murdock/Gattison	19	Avent	9	Sprewell	28
Jan 10	DENVER	L	85	91	5-12	1-16	6-28	15,416	B. Edwards	20	Reeves	15	Abdul-Rauf	25
Jan 12	GOLDEN STATE	L	95	104	5-13	1-16	6-29	16,581	B. Edwards	20	Reeves/Gattison	6	Sprewell	25
Jan 13	MIAMI	W	69	65	6-13	1-16	7-29	17,532	Anthony	21	Reeves/Avent	7	Mourning/Owens	17
Jan 18	CLEVELAND	L	90	98	6-14	1-16	7-30	16,805	Anthony	27	Reeves	13	Brandon	29
Jan 20	NEW YORK	W	84	80	7-14	1-16	8-30	19,193	Reeves/Anthony	14	Reeves	10	Ewing	23
Jan 22	at Milwaukee	W	100	92	7-14	2-16	9-30	13,488	Reeves	22	Reeves	11	Baker	24
Jan 24	at Chicago	L	84	104	7-14	2-17	9-31	23,652	Reeves	23	B. Edwards	6	Pippen	30
Jan 25	at Toronto	W	106	101(ot)	7-14	3-17	10-31	21,378	Reeves	25	Avent	10	Stoudamire	22
Jan 27	at Washington	L	77	102	7-14	3-18	10-32	18,756	Reeves	13	D. Edwards	7	Howard	24
Jan 29	at Philadelphia	L	92	103	7-14	3-19	10-33	8,422	Anthony	18	D. Edwards	7	Stackhouse	29
Jan 31	at Boston	L	98	131	7-14	3-20	10-34	17,025	Reeves/Scott/Murdock	16	Reeves	8	Day	24
Feb 2	NEW JERSEY	L	84	93	7-15	3-20	10-35	16,141	Scott	27	Reeves	10	Gilliam	29
Feb 5	UTAH	L	83	92	7-16	3-20	10-36	15,827	Scott	19	Reeves	14	Malone	31
Feb 7	at Utah	L	79	102	7-16	3-21	10-37	19,911	Murdock	16	Reeves/Avent/Scott	5	Malone	22
Feb 14	SACRAMENTO	W	93	86	8-16	3-21	11-37	15,391	Anthony	21	Reeves	11	Richmond	30
Feb 16	ATLANTA	L	100	110	8-17	3-21	11-38	15,664	Reeves	26	Reeves	11	Blaylock	21
Feb 18	SEATTLE	L	109	118	8-18	3-21	11-39	19,193	B. Edwards	23	Avent	8	Kemp	25
Feb 19	at Phoenix	L	94	98(ot)	8-18	3-22	11-40	19,023	Anthony	18	Reeves	7	Finley	26
Feb 25	SAN ANTONIO	L	84	95	8-19	3-22	11-41	16,598	Reeves	22	Reeves	10	Elliott	29
Feb 28	L.A. LAKERS	L	80	99	8-20	3-22	11-42	19,193	Reeves	22	Amaya	11	Ceballos	23
Mar 1	DALLAS	L	111	119	8-21	3-22	11-43	15,656	Reeves	23	B. Edwards	13	McCloud	32
Mar 2	at Denver	L	82	108	8-21	3-23	11-44	15,832	Amaya	14	Reeves	10	Abdul-Rauf	33
Mar 4	WASHINGTON	L	81	96	8-22	3-23	11-45	15,996	Scott	20	Amaya	16	Howard	25
Mar 5	at Golden State	L	78	110	8-22	3-24	11-46	15,025	Amaya	16	Amaya	12	Sprewell	28
Mar 8	INDIANA	L	80	94	8-23	3-24	11-47	16,451	Reeves	12	Amaya	7	Smits	24
Mar 10	HOUSTON	L	89	95	8-24	3-24	11-48	19,193	King	17	Reeves	12	Olajuwon	42
Mar 11	at Sacramento	L	88	92	8-24	3-25	11-49	17,317	Reeves	26	Reeves	12	Richmond	29
Mar 15	ORLANDO	L	87	92(ot)	8-25	3-25	11-50	19,193	Murdock	16	Reeves	18	Hardaway	29
Mar 17	at Minnesota	L	85	90	8-25	3-26	11-51	12,228	Reeves	26	Reeves	11	Gugliotta	26
Mar 19	at New Jersey	L	77	82	8-25	3-27	11-52	10,621	Reeves/Wilkins	15	Reeves	10	Bradley	17
Mar 20	at Atlanta	L	93	98	8-25	3-28	11-53	8,297	Reeves	20	Reeves	11	Smith	26
Mar 22	at Indiana	L	94	111	8-25	3-29	11-54	16,715	Reeves	19	Reeves	9	Miller	23
Mar 24	at Cleveland	L	85	90	8-25	3-30	11-55	18,108	King	20	Reeves	12	Ferry	22
Mar 26	at Detroit	L	75	86	8-25	3-31	11-56	15,781	Reeves	22	Amaya	10	Hill	28
Mar 28	DENVER	L	88	92	8-26	3-31	11-57	16,889	Reeves	21	Reeves	11	McDyess	18
Mar 29	at Utah	L	91	105	8-26	3-32	11-58	19,911	B. Edwards	26	Reeves	7	Malone	21
Mar 31	CHARLOTTE	L	88	121	8-27	3-32	11-59	18,147	Reeves	17	Amaya	12	Geiger	20
Apr 2	at Portland	L	85	101	8-27	3-33	11-60	19,868	Anthony	16	Avent	8	C. Robinson	19
Apr 3	MINNESOTA	W	105	103	9-27	3-33	12-60	16,216	Reeves	28	Amaya	10	Rider	28
Apr 5	at L.A. Lakers	L	94	104	9-27	3-34	12-61	17,505	Moten	21	Avent	8	Jones	26
Apr 7	PHOENIX	L	92	112	9-28	3-34	12-62	19,193	Reeves/King	13	Avent	10	Johnson	26
Apr 9	at Houston	L	84	90	9-28	3-35	12-63	16,285	Murdock	19	Avent	10	Olajuwon/Recasner	20
Apr 10	at San Antonio	L	82	105	9-28	3-36	12-64	17,269	Moten	14	Amaya	16	Person	15
Apr 12	SACRAMENTO	W	99	98	10-28	3-36	13-64	18,619	Reeves	20	Amaya	13	Marciulionis	22
Apr 14	PORTLAND	L	79	81	10-29	3-36	13-65	16,522	B. Edwards	21	Avent	9	C. Robinson	23
Apr 16	SAN ANTONIO	L	86	95	10-30	3-36	13-66	16,127	King	17	Amaya	7	Elliott	23
Apr 18	UTAH	L	79	94	10-31	3-36	13-67	18,407	King	21	King	14	Malone	26
Apr 19	at Denver	W	92	78	10-31	4-36	14-67	15,119	Wilkins	15	B. Edwards	6	L. Ellis	14
Apr 21	at L.A. Clippers	W	108	101	10-31	5-36	15-67	13,298	B. Edwards	21	Avent	10	Vaught	20

GRIZZLIES
13
PayPal
SUNS

OPPONENTS
Robinhood
MEMPHIS
23

ATLANTA HAWKS

EASTERN CONFERENCE
SOUTHEAST DIVISION

Home Court: State Farm Arena – 17,044
Office: 1 State Farm Dr., Atlanta, GA 30303
Phone: (404) 878-3800 **Website:** hawks.com

Principal Owner & Governor: Tony Ressler
President & CEO: Steve Koonin
General Manager: Onsi Saleh
Head Coach: Quin Snyder
Assistant Coaches: Bryan Bailey, Mike Brey, Steve Klei, Antonio Lang, Sanjay Lumpkin, Ronald Nored, Reggis Onwukamuche, Ryan Schmidt, Ashton Smith, Ekpe Udoh, Jeff Watkinson
VP, Player Health and Performance: Ben Peterson
Communications: Garin Narain, Jon Steinberg, Billy Hartman
Television: FanDuel Sports Network Southeast, Bob Rathbun, Dominique Wilkins, Brian Oliver, Madison Hock, Matt Winer
Radio: 92.9 The Game, Steve Holman, Mike Cont

Key Numbers

Grizzlies' Largest Win	39	3/2/20	@ ATL
Grizzlies' Most PTS	136	3/29/04	@ ATL
Grizzlies' Fewest PTS	76 (3x)	3/4/02	@ ATL
Hawks' Largest Win	32	11/26/21	@ MEM
Hawks' Most PTS	133	3/29/04	@ ATL
Hawks' Fewest PTS	76	2/8/14	@ ATL

Streaks

Grizzlies' Last Win		
Overall:	128-112	12/21/24 @ ATL
Home:	128-103	12/12/22 @ MEM
Away:	128-112	12/21/24 @ ATL
Grizzlies' Last Loss		
Overall:	132-130	3/3/25 @ MEM
Home:	132-130	3/3/25 @ MEM
Away:	120-105	3/18/22 @ ATL
Longest Winning Streaks		
Overall:	6	12/10/03 – 4/2/06
Home:	4	3/16/03 – 4/2/06
Away:	3 (2x)	3/26/23 – 12/21/24
Longest Losing Streaks		
Overall:	7	2/16/96 – 4/2/99
Home:	3 (2x)	2/9/10 – 12/8/12
Away:	8	3/20/96 – 4/5/03

2024-25 SEASON SERIES STATISTICS

MEMPHIS VS. ATLANTA

PLAYER	G-GS	MIN	FG-FGA	PCT	3FG-FGA	PCT	FT-FTA	PCT	OFF	DEF	TOT	AST	PF	DQ	STL	TO	BLK	PTS	AVG
Bane	2-2	63	16-31	.516	7-16	.438	19-19	1.000	3	12	15	18	6	0	4	7	0	58	29.0
LaRavia	1-0	22	6-10	.600	4-5	.800	0-0	---	3	1	4	4	1	0	2	2	0	16	16.0
Pippen Jr.	2-1	49	13-20	.650	3-5	.600	2-4	.500	2	7	9	13	2	0	3	6	0	31	15.5
Williams Jr.	1-0	25	6-9	.667	3-5	.600	0-0	---	0	3	3	3	2	0	0	4	0	15	15.0
Edey	2-2	53	11-15	.733	1-1	1.000	2-3	.667	1	10	11	2	3	0	1	2	1	25	12.5
Wells	2-2	58	10-23	.435	3-11	.273	2-2	1.000	4	1	5	8	5	0	4	2	0	25	12.
Jackson II	1-0	28	3-11	.273	2-6	.333	3-4	.750	2	5	7	3	1	0	0	5	1	11	11.0
Kennard	2-1	53	9-19	.474	2-7	.286	1-1	1.000	2	3	5	9	2	0	2	2	0	21	10.5
Aldama	1-0	21	3-9	.333	2-7	.286	2-2	1.000	1	5	6	4	1	0	0	1	0	10	10.0
Clarke	2-0	39	9-14	.643	0-0	---	1-2	.500	6	4	10	2	7	0	0	1	1	19	9.5
Smart	1-0	9	3-5	.600	2-4	.500	1-1	1.000	0	0	0	2	1	0	1	0	0	9	9.0
Jackson Jr.	2-2	27	6-17	.353	1-5	.200	0-0	---	0	5	5	1	6	0	1	3	1	13	6.5
Konchar	2-0	27	2-4	.500	1-2	.500	0-0	---	1	1	2	2	0	0	1	1	0	5	2.5
Spencer	1-0	2	0-1	.000	0-0	---	0-0	---	0	0	0	0	1	0	0	0	0	0	0.0
Stevens	1-0	3	0-2	.000	0-0	---	0-0	---	0	1	1	0	0	0	1	1	0	0	0.0
GRIZZLIES	**2-**	**480**	**97-190**	**.511**	**31-74**	**.419**	**33-38**	**.868**	**25**	**58**	**83**	**71**	**38**	**0**	**20**	**38**	**4**	**258**	**129.0**

ATLANTA VS. MEMPHIS

PLAYER	G-GS	MIN	FG-FGA	PCT	3FG-FGA	PCT	FT-FTA	PCT	OFF	DEF	TOT	AST	PF	DQ	STL	TO	BLK	PTS	AVG
Hunter	1-0	24	9-14	.643	1-5	.200	7-7	1.000	0	2	2	0	1	0	0	1	0	26	26.0
LeVert	1-0	32	11-19	.579	3-8	.375	0-0	---	2	1	3	5	2	0	3	2	1	25	25.
Risacher	2-2	54	14-20	.700	6-10	.600	3-4	.750	2	1	3	1	3	0	4	3	1	37	18.5
Okongwu	1-1	32	8-12	.667	0-1	.000	0-2	.000	5	7	12	2	3	0	1	1	1	16	16.0
Daniels	2-2	63	12-19	.632	3-5	.600	2-4	.500	1	5	6	13	5	0	9	7	1	29	14.5
Johnson	1-1	33	4-12	.333	1-3	.333	4-5	.800	1	10	11	8	0	0	2	3	0	13	13.0
Young	1-1	36	5-17	.294	0-2	.000	2-2	1.000	0	2	2	15	2	0	0	5	0	12	12.0
Capela	2-1	35	8-17	.471	0-0	---	3-8	.375	4	8	12	1	2	0	1	2	3	19	9.5
Mathews	2-0	20	6-9	.667	5-8	.625	0-1	.000	0	3	3	1	3	0	0	1	2	17	8.5
Bogdanovic	1-0	25	2-5	.400	1-4	.250	2-2	1.000	0	0	0	3	3	0	0	3	0	7	7.0
Krejci	1-1	20	2-4	.500	1-3	.333	2-2	1.000	0	0	0	3	5	0	1	2	0	7	7.0
Mann	1-0	29	3-6	.500	1-2	.500	0-0	---	2	0	2	3	3	0	0	0	1	7	7.0
Nance Jr.	1-0	24	2-8	.250	1-6	.167	2-2	1.000	1	9	10	4	3	0	1	3	3	7	7.0
Roddy	1-0	9	2-3	.667	1-2	.500	0-0	---	0	2	2	0	0	0	0	1	0	5	5.0
Barlow	2-1	18	3-4	.750	1-2	.500	2-2	1.000	1	2	3	0	2	0	1	0	0	9	4.5
Wallace	2-0	26	3-7	.429	2-5	.400	0-0	---	1	1	2	5	1	0	0	3	0	8	4.0
HAWKS	**2-**	**480**	**94-176**	**.534**	**27-66**	**.409**	**29-41**	**.707**	**20**	**53**	**73**	**64**	**38**	**0**	**23**	**37**	**13**	**244**	**122.0**

ATLANTA HAWKS

SERIES RECORDS

Overall: 24-34
Home: 13-15
Road: 11-19

2025-26 SCHEDULE

1/21/26 @ MEM
3/23/26 @ ATL

ALL-TIME SERIES

DATE	@	W/L	GRIZZ	OPP
2/16/96		L	100	110
3/20/96	@	L	93	98
1995-96 SEASON: 0-2			**H: 0-1**	**A: 0-1**
11/26/96	@	L	80	101
1/31/97		L	76	87
1996-97 SEASON: 0-2			**H: 0-1**	**A: 0-1**
2/20/98	@	L	92	115
3/1/98		L	76	101
1997-98 SEASON: 0-2			**H: 0-1**	**A: 0-1**
4/2/99	@	L	81	84
1998-99 SEASON: 0-1			**H: 0-0**	**A: 0-1**
11/10/99 *		W	102	97
3/11/00	@	L	86	91
1999-00 SEASON: 1-1			**H: 1-0**	**A: 0-1**
11/6/00		W	97	87
3/13/01	@	L	99	109
2000-01 SEASON: 1-1			**H: 1-0**	**A: 0-1**
1/4/02		L	109	113
3/4/02	@	L	76	95
2001-02 SEASON: 0-2			**H: 0-1**	**A: 0-1**
3/16/03		W	124	92
4/5/03	@	L	91	97
2002-03 SEASON: 1-1			**H: 1-0**	**A: 0-1**
12/10/03		W	103	90
3/29/04 **	@	W	136	133
2003-04 SEASON: 2-0			**H: 1-0**	**A: 1-0**
12/8/04	@	W	97	89
1/29/05		W	84	83
2004-05 SEASON: 2-0			**H: 1-0**	**A: 1-0**
11/12/05	@	W	85	84
4/2/06		W	98	87
2005-06 SEASON: 2-0			**H: 1-0**	**A: 1-0**
12/15/06		L	88	97
3/9/07	@	L	105	106
2006-07 SEASON: 0-2			**H: 0-1**	**A: 0-1**
12/8/07	@	L	78	86
3/31/08		L	99	116
2007-08 SEASON: 0-2			**H: 0-1**	**A: 0-1**
12/3/08	@	L	95	105
4/15/09		W	98	90
2008-09 SEASON: 1-1			**H: 1-0**	**A: 0-1**
12/16/09	@	L	97	110
2/9/10		L	94	108
2009-10 SEASON: 0-2			**H: 0-1**	**A: 0-1**
10/27/10		L	104	119
12/1/10	@	L	109	112
2010-11 SEASON: 0-2			**H: 0-1**	**A: 0-1**
2/2/12	@	W	96	77
2011-12 SEASON: 1-0			**H: 0-0**	**A: 1-0**
12/8/12		L	83	93
2/6/13	@	L	92	103
2012-13 SEASON: 0-2			**H: 0-1**	**A: 0-1**
1/12/14		W	108	101
2/8/14	@	W	79	76
2013-14 SEASON: 2-0			**H: 1-0**	**A: 1-0**
1/7/15	@	L	86	96
2/8/15		W	94	88
2014-15 SEASON: 1-1			**H: 1-0**	**A: 0-1**
11/27/15		L	101	116
3/12/16	@	L	83	95
2015-16 SEASON: 0-2			**H: 0-1**	**A: 0-1**
3/11/17		L	90	107
3/16/17	@	W	103	91
2016-17 SEASON: 1-1			**H: 0-1**	**A: 1-0**
12/15/17		W	96	94
2/6/18	@	L	82	108
2017-18 SEASON: 1-1			**H: 1-0**	**A: 0-1**
10/19/18		W	131	117
3/13/19	@	L	111	132
2018-19 SEASON: 1-1			**H: 1-0**	**A: 0-1**
3/2/20	@	W	127	88
3/7/20		W	118	101
2019-20 SEASON: 2-0			**H: 1-0**	**A: 1-0**
12/26/20		L	112	122
4/7/21	@	W	131	113
2020-21 SEASON: 1-1			**H: 0-1**	**A: 1-0**
11/26/21		L	100	132
3/18/22	@	L	105	120
2021-22 SEASON: 0-2			**H: 0-1**	**A: 0-1**
12/12/22		W	128	103
3/26/23	@	W	123	119
2022-23 SEASON: 2-0			**H: 1-0**	**A: 1-0**
12/23/23	@	W	125	119
3/8/24		L	92	99
2023-24 SEASON: 1-1			**H: 0-1**	**A: 1-0**
12/21/24	@	W	128	112
3/3/25		L	130	132
2024-25 SEASON: 1-1			**H: 0-1**	**A: 1-0**

*** OT | ** 2OT | *** 3OT**

BOSTON CELTICS

EASTERN CONFERENCE
ATLANTIC DIVISION

Home Court: TD Garden – 19,156

Office: 226 Causeway Street, 4th Floor, Boston, MA 02114

Phone: (617) 854-8000 **Website:** celtics.com

Governor: Bill Chisholm

President: Rich Gotham

President of Basketball Operations: Brad Stevens

Head Coach: Joe Mazzulla

Assistant Coaches: Sam Cassell, Tony Dobbins, D.J. MacLeay, Amile Jefferson, Matt Reynolds, Ross McMains, Tyler Lashbrook, Craig Luschenat

Head Athletic Trainer: Drew Moore

Communications: Christian Megliola, Jeff Twiss, Taylor Kielpinski-Rogers, Brian Olive, Christopher McGean, Caroline Weber

Television: NBC Sports Boston, Drew Carter, Brian Scalabrine, Abby Chin

Radio: 98.5 The Sports Hub (98.5 FM), Sean Grande, Cedric Maxwell

Key Numbers

Grizzlies' Largest Win	20	3/10/10	@ BOS
Grizzlies' Most PTS	132	3/22/21	@ MEM
Grizzlies' Fewest PTS	77	2/24/00	@ VAN
Celtics' Largest Win	40	2/4/24	@ BOS
Celtics' Most PTS	139	4/10/22	@ MEM
Celtics' Fewest PTS	76	3/14/06	@ MEM

Streaks

Grizzlies' Last Win		
Overall:	127-121	12/7/24 @ BOS
Home:	132-126	3/22/21 @ MEM
Away:	127-121	12/7/24 @ BOS
Grizzlies' Last Loss		
Overall:	117-103	3/31/25 @ MEM
Home:	117-103	3/31/25 @ MEM
Away:	131-91	2/4/24 @ BOS
Longest Winning Streaks		
Overall:	5	1/2/13 – 11/21/14
Home:	4	3/23/13 – 1/10/16
Away:	2 (3x)	1/2/13 – 11/27/13
Longest Losing Streaks		
Overall:	10	3/9/16 – 12/30/20
Home:	5	1/5/07 – 11/13/10
Away:	10	3/11/15 – 2/4/24

2024-25 SEASON SERIES STATISTICS

MEMPHIS VS. BOSTON

PLAYER	G-GS	MIN	FG-FGA	PCT	3FG-FGA	PCT	FT-FTA	PCT	OFF	DEF	TOT	AST	PF	DQ	STL	TO	BLK	PTS	AVG
Morant	2-2	69	21-40	.525	6-13	.462	10-13	.769	2	13	15	14	4	0	4	5	0	58	29.0
Jackson Jr.	2-2	67	19-35	.543	6-10	.600	3-6	.500	1	23	24	2	6	0	3	0	5	47	23.5
Clarke	1-1	26	9-11	.818	0-0	---	0-0	---	4	4	8	4	5	0	2	0	1	18	18.0
Aldama	2-0	52	10-23	.435	4-14	.286	6-6	1.000	2	12	14	5	2	0	1	4	0	30	15.0
Bane	2-2	64	10-23	.435	3-10	.300	3-3	1.000	0	4	4	7	6	0	4	7	0	26	13.0
Wells	2-2	44	7-14	.500	3-10	.300	0-0	---	3	2	5	2	2	0	0	1	0	17	8.5
Huff	2-0	21	2-4	.500	2-4	.500	4-4	1.000	1	8	9	2	4	0	0	1	1	10	5.0
LaRavia	1-0	24	2-5	.400	1-2	.500	0-0	---	1	3	4	0	2	0	2	1	1	5	5.0
Bagley	1-0	13	1-3	.333	0-1	.000	0-2	.000	1	4	5	1	1	0	1	0	1	2	2.0
Edey	1-1	13	2-3	.667	0-0	---	0-0	---	0	2	2	0	4	0	0	0	1	4	4.0
Pippen Jr.	2-0	34	3-10	.300	0-5	.000	1-4	.250	0	3	3	5	5	0	1	2	0	7	3.5
Smart	1-0	19	1-11	.091	1-6	.167	0-0	---	1	1	2	2	0	0	1	2	0	3	3.0
Williams Jr.	1-0	13	1-2	.500	0-1	.000	0-0	---	0	0	0	2	0	0	0	0	0	2	2.0
Kennard	1-0	19	0-1	.000	0-0	---	1-1	1.000	0	1	1	0	0	0	3	0	0	1	1.0
Konchar	1-0	1	0-0	---	0-0	---	0-0	---	0	1	1	0	0	0	0	0	0	0	0.0
Spencer	1-0	1	0-1	.000	0-1	.000	0-0	---	0	0	0	0	0	0	0	0	0	0	0.0
Stevens	1-0	1	0-0	---	0-0	---	0-0	---	0	0	0	0	0	0	0	0	0	0	0.0
GRIZZLIES	**2-**	**480**	**88-186**	**.473**	**26-77**	**.338**	**28-39**	**.718**	**16**	**81**	**97**	**46**	**41**	**0**	**22**	**24**	**10**	**230**	**115.0**

BOSTON VS. MEMPHIS

PLAYER	G-GS	MIN	FG-FGA	PCT	3FG-FGA	PCT	FT-FTA	PCT	OFF	DEF	TOT	AST	PF	DQ	STL	TO	BLK	PTS	AVG
Horford	1-0	37	9-18	.500	6-13	.462	2-2	1.000	2	6	8	2	2	0	0	1	0	26	26.0
Brown	1-1	35	10-14	.714	2-3	.667	0-1	.000	1	2	3	6	3	0	1	5	0	22	22.0
Tatum	2-2	76	16-45	.356	3-21	.143	7-8	.875	3	24	27	11	2	0	0	5	1	42	21.0
Holiday	2-2	61	13-36	.361	8-23	.348	7-8	.875	4	7	11	10	1	0	1	1	1	41	20.5
Porzingis	2-2	67	13-31	.419	6-15	.400	6-9	.667	7	6	13	7	7	0	1	4	3	38	19.0
Pritchard	2-0	56	9-18	.500	7-16	.438	2-4	.500	4	8	12	3	4	0	2	2	0	27	13.5
White	2-2	74	7-22	.318	5-18	.278	5-5	1.000	2	12	14	13	2	0	3	4	4	24	12.0
Queta	1-0	17	2-3	.667	0-0	---	1-2	.500	1	6	7	1	3	0	0	1	1	5	5.0
Hauser	2-0	34	2-8	.250	2-8	.250	2-2	1.000	0	4	4	3	1	0	1	0	0	8	4.0
Kornet	1-0	9	0-1	.000	0-0	---	3-4	.750	2	1	3	0	1	0	0	1	0	3	3.0
Tillman Sr.	1-1	8	0-5	.000	0-5	.000	2-2	1.000	1	2	3	0	1	0	1	1	0	2	2.0
Scheierman	1-0	6	0-0	---	0-0	---	0-0	---	0	0	0	0	0	0	0	0	0	0	0.0
CELTICS	**2-**	**480**	**81-201**	**.403**	**39-122**	**.320**	**37-47**	**.787**	**27**	**78**	**105**	**56**	**27**	**0**	**10**	**26**	**10**	**238**	**119.0**

BOSTON CELTICS

SERIES RECORDS

Overall: 20-38
Home: 10-19
Road: 10-19

2025-26 SCHEDULE

11/12/25	@ BOS
3/20/26	@ MEM

ALL-TIME SERIES

DATE	@	W/L	GRIZZ	OPP
12/30/95		W	103	95
1/31/96	@	L	98	131
1995-96 SEASON: 1-1			**H: 1-0**	**A: 0-1**
2/2/97	@	W	102	92
2/14/97		W	109	106
1996-97 SEASON: 2-0			**H: 1-0**	**A: 1-0**
1/15/98	@	L	93	97
2/18/98		L	105	114
1997-98 SEASON: 0-2			**H: 0-1**	**A: 0-1**
2/17/99 ***		L	129	131
1998-99 SEASON: 0-1			**H:0-1**	**A: 0-0**
1/10/00	@	W	112	103
2/24/00		L	77	101
1999-00 SEASON: 1-1			**H: 0-1**	**A: 1-0**
11/26/00	@	W	98	87
2/13/01		W	99	98
2000-01 SEASON: 2-0			**H: 1-0**	**A: 1-0**
12/23/01	@	L	80	85
3/15/02		L	97	103
2001-02 SEASON: 0-2			**H: 0-1**	**A: 0-1**
12/31/02	@	L	89	96
3/3/03		L	110	111
2002-03 SEASON: 0-2			**H: 0-1**	**A: 0-1**
10/31/03		L	91	93
12/1/03	@	W	96	89
2003-04 SEASON: 1-1			**H: 0-1**	**A: 1-0**
12/29/04		W	117	109
2/16/05	@	L	88	90
2004-05 SEASON: 1-1			**H: 1-0**	**A: 0-1**
11/9/05	@	L	98	99
3/14/06		W	93	76
2005-06 SEASON: 1-1			**H: 1-0**	**A: 0-1**
12/6/06	@	W	98	96
1/5/07		L	119	128
2006-07 SEASON: 1-1			**H: 0-1**	**A: 1-0**
1/4/08	@	L	96	100
3/8/08		L	89	119
2007-08 SEASON: 0-2			**H: 0-1**	**A: 0-1**
3/13/09	@	L	92	102
3/21/09		L	87	105
2008-09 SEASON: 0-2			**H: 0-1**	**A: 0-1**
12/14/09		L	105	110
3/10/10	@	W	111	91
2009-10 SEASON: 1-1			**H: 0-1**	**A: 1-0**
11/13/10 *		L	110	116
3/23/11	@	W	90	87
2010-11 SEASON: 1-1			**H: 0-1**	**A: 1-0**
2/5/12	@	L	80	98
2011-12 SEASON: 0-1			**H: 0-0**	**A: 0-1**
1/2/13	@	W	93	83
3/23/13		W	110	106
2012-13 SEASON: 2-0			**H: 1-0**	**A: 1-0**
11/4/13		W	95	88
11/27/13	@	W	100	93
2013-14 SEASON: 2-0			**H: 1-0**	**A: 1-0**
11/21/14		W	117	100
3/11/15	@	L	92	95
2014-15 SEASON: 1-1			**H: 1-0**	**A: 0-1**
1/10/16		W	101	98
3/9/16	@	L	96	116
2015-16 SEASON: 1-1			**H: 1-0**	**A: 0-1**
12/20/16 *		L	109	112
12/27/16	@	L	103	113
2016-17 SEASON: 0-2			**H: 0-1**	**A: 0-1**
12/16/17		L	93	102
2/26/18	@	L	98	109
2017-18 SEASON: 0-2			**H: 0-1**	**A: 0-1**
12/29/18		L	103	112
1/18/19	@	L	116	122
2018-19 SEASON: 0-2			**H: 0-1**	**A: 0-1**
1/22/20	@	L	95	119
8/11/20		L	107	122
2019-20 SEASON: 0-2			**H: 0-1**	**A: 0-1**
12/30/20	@	L	107	126
3/22/21 *		W	132	126
2020-21 SEASON: 1-1			**H: 1-0**	**A: 0-1**
3/3/22	@	L	107	120
4/10/22		L	110	139
2021-22 SEASON: 0-2			**H: 0-1**	**A: 0-1**
11/7/22		L	106	109
2/12/23	@	L	109	119
2022-23 SEASON: 0-2			**H: 0-1**	**A: 0-1**
11/19/23		L	100	102
2/4/24	@	L	91	131
2023-24 SEASON: 0-2			**H: 0-1**	**A: 0-1**
12/7/24	@	W	127	121
3/31/25		L	103	117
2024-25 SEASON: 1-1			**H: 0-1**	**A: 1-0**

*** OT | ** 2OT | *** 3OT**

BROOKLYN NETS

EASTERN CONFERENCE ATLANTIC DIVISION

Home Court: Barclays Center – 17,926
Office: 168 39th Street, 7th Floor, Brooklyn, NY 11232
Phone: (718) 933-3000 **Website:** brooklynnets.com

Governor: Joe Tsai

Alternate Governor & General Manager: Sean Marks

Head Coach: Jordi Fernandez

Assistant Coaches: Steve Hetzel, Juwan Howard, Jay Hernandez, Dutch Gailey, Deividas Dulkys, Ryan Forehan-Kelly, Connor Griffin, Corey Vinson, Travis Bader

Director of High Performance: Dan Meehan

Public Relations: Aaron Harris, Megan Walsh, Terrell Bush

Television: YES Network, Ryan Ruocco, Ian Eagle, Noah Eagle, Sarah Kustok, Vince Carter, Richard Jefferson, Meghan Triplett

Radio: WFAN (660 AM/101.9 FM), Chris Carrino, Tim Capstraw

Key Numbers

Grizzlies' Largest Win	47	12/13/03	@ MEM
Grizzlies' Most PTS	135	12/13/24	@ MEM
Grizzlies' Fewest PTS	74 (2x)	3/29/06	@ BKN
Nets' Largest Win	25	2/26/24	@ BKN
Nets' Most PTS	133	10/27/19	@ MEM
Nets' Fewest PTS	63	12/13/03	@ MEM

Streaks

Grizzlies' Last Win		
Overall:	135-119	12/13/24 @ MEM
Home:	135-119	12/13/24 @ MEM
Away:	106-102	3/4/24 @ BKN
Grizzlies' Last Loss		
Overall:	106-104	11/4/24 @ BKN
Home:	119-106	10/30/24 @ MEM
Away:	106-104	11/4/24 @ BKN
Longest Winning Streaks		
Overall:	6	10/27/19 – 3/23/22
Home:	4 (2x)	10/27/19 – 10/24/22
Away:	4	11/30/18 – 1/3/22
Longest Losing Streaks		
Overall:	6	2/2/96 – 2/24/98
Home:	3 (2x)	3/6/17 – 1/4/19
Away:	3 (2x)	3/20/01 – 3/22/03

2024-25 SEASON SERIES STATISTICS

MEMPHIS VS. BROOKLYN

PLAYER	G-GS	MIN	FG-FGA	PCT	3FG-FGA	PCT	FT-FTA	PCT	OFF	DEF	TOT	AST	PF	DQ	STL	TO	BLK	PTS	AVG
Morant	3-3	94	25-57	.439	5-15	.333	12-16	.750	5	15	20	30	5	0	1	11	0	67	22.3
Jackson Jr.	3-3	93	22-40	.550	9-14	.643	12-16	.750	4	12	16	3	9	0	9	5	2	65	21.7
Edey	2-2	47	17-21	.810	1-1	1.000	3-6	.500	7	7	14	2	3	0	1	3	4	38	19.0
Bane	2-2	45	11-21	.524	3-8	.375	6-6	1.000	2	8	10	8	2	0	1	2	2	31	15.5
Aldama	3-1	79	11-28	.393	5-17	.294	4-6	.667	2	13	15	5	3	0	2	5	0	31	10.3
Clarke	3-1	54	13-18	.722	0-0	---	3-4	.750	4	7	11	3	7	0	4	2	0	29	9.7
Wells	3-2	81	11-27	.407	4-14	.286	1-2	.500	2	9	11	10	5	0	1	7	2	27	9.0
Pippen Jr.	3-0	66	10-23	.435	3-11	.273	3-3	1.000	1	8	9	9	11	0	1	5	1	26	8.7
Huff	3-0	30	6-11	.545	0-3	.000	0-0	---	3	3	6	1	5	0	0	1	1	12	4.0
LaRavia	3-0	77	4-18	.222	1-5	.200	2-4	.500	7	7	14	13	5	0	3	6	2	11	3.7
Smart	2-1	30	2-4	.500	1-2	.500	0-0	---	0	2	2	4	1	0	0	1	0	5	2.5
Konchar	2-0	20	1-2	.500	1-2	.500	0-0	---	0	3	3	0	0	0	0	1	1	3	1.5
Castleton	1-0	1	0-0	---	0-0	---	0-0	---	0	0	0	0	0	0	0	0	0	0	0.0
Kawamura	2-0	2	0-1	.000	0-1	.000	0-0	---	0	0	0	1	0	0	0	0	0	0	0.0
GRIZZLIES	**3-**	**720**	**133-271**	**.491**	**33-93**	**.355**	**46-63**	**.730**	**37**	**94**	**131**	**89**	**56**	**0**	**23**	**50**	**15**	**345**	**115.0**

BROOKLYN VS. MEMPHIS

PLAYER	G-GS	MIN	FG-FGA	PCT	3FG-FGA	PCT	FT-FTA	PCT	OFF	DEF	TOT	AST	PF	DQ	STL	TO	BLK	PTS	AVG
Schroder	3-3	94	24-39	.615	11-23	.478	9-10	.900	0	7	7	22	7	0	3	11	0	68	22.7
Thomas	2-2	67	10-29	.345	1-10	.100	11-12	.917	0	4	4	8	4	0	2	6	0	32	16.0
C. Johnson	3-3	102	16-34	.471	9-18	.500	5-7	.714	2	10	12	9	7	0	1	1	1	46	15.3
Finney-Smith	3-3	86	14-26	.538	11-20	.550	4-5	.800	7	9	16	8	10	0	5	7	2	43	14.3
Wilson	3-0	84	15-32	.469	4-17	.235	6-9	.667	4	11	15	10	5	0	2	4	0	40	13.3
Sharpe	1-0	17	5-9	.556	0-4	.000	2-2	1.000	1	2	3	1	0	0	0	1	0	12	12.0
Williams	2-0	45	6-12	.500	1-6	.167	6-7	.857	1	2	3	4	4	0	6	3	1	19	9.5
Claxton	2-2	55	9-19	.474	0-1	.000	0-2	.000	4	11	15	4	3	0	3	2	2	18	9.0
Clowney	2-0	31	6-18	.333	5-15	.333	0-0	---	1	5	6	0	10	0	0	1	2	17	8.5
K. Johnson	3-1	59	8-20	.400	5-11	.455	1-1	1.000	2	11	13	5	9	0	1	3	1	22	7.3
Milton	3-0	29	5-10	.500	1-5	.200	6-7	.857	4	5	9	3	1	0	2	1	0	17	5.7
Simmons	2-1	46	5-8	.625	0-0	---	0-0	---	2	7	9	11	7	0	1	4	1	10	5.0
Cui	1-0	1	0-0	---	0-0	---	0-0	---	0	0	0	0	0	0	0	0	0	0	0.0
J. Martin	1-0	1	0-0	---	0-0	---	0-0	---	0	0	0	0	0	0	0	0	0	0	0.0
T. Martin	1-0	1	0-0	---	0-0	---	0-0	---	0	0	0	0	0	0	0	0	0	0	0.0
Watford	1-0	0	0-0	---	0-0	---	0-0	---	0	0	0	0	0	0	0	0	0	0	0.0
NETS	**3-**	**720**	**123-256**	**.480**	**48-130**	**.369**	**50-62**	**.806**	**28**	**84**	**112**	**85**	**67**	**0**	**26**	**51**	**10**	**344**	**114.7**

SERIES RECORDS

Overall: 31-27
Home: 16-13
Road: 15-14

2025-26 SCHEDULE

1/11/26	@ MEM
3/9/26	@ BKN

ALL-TIME SERIES

DATE	@	W/L	GRIZZ	OPP
12/2/96		L	84	93
3/19/96	@	L	77	82
1995-96 SEASON: 0-2			**H: 0-1**	**A: 0-1**
2/4/97	@	L	105	111
3/6/97		L	96	102
1996-97 SEASON: 0-2			**H: 0-1**	**A: 0-1**
1/31/98		L	106	116
2/24/98	@	L	101	110
1997-98 SEASON: 0-2			**H: 0-1**	**A: 0-1**
NO GAMES				
1998-99 SEASON: 0-0			**H: 0-0**	**A: 0-0**
1/7/00	@	W	101	91
1/27/00		W	108	106
1999-00 SEASON: 2-0			**H: 1-0**	**A: 1-0**
1/29/01		W	97	86
3/20/01	@	L	90	104
2000-01 SEASON: 1-1			**H: 1-0**	**A: 0-1**
1/2/02	@	L	74	92
3/17/02		L	76	87
2001-02 SEASON: 0-2			**H: 0-1**	**A: 0-1**
2/12/03		W	97	90
3/22/03	@	L	99	107
2002-03 SEASON: 1-1			**H: 1-0**	**A: 0-1**
12/3/03	@	W	96	93
12/13/03		W	110	63
2003-04 SEASON: 2-0			**H: 1-0**	**A: 1-0**
12/17/04		W	89	84
3/24/05	@	W	105	96
2004-05 SEASON: 2-0			**H: 1-0**	**A: 1-0**
1/13/06		W	81	69
3/29/06	@	L	74	86
2005-06 SEASON: 1-1			**H: 1-0**	**A: 0-1**
12/11/06	@	L	92	105
3/12/07		L	102	113
2006-07 SEASON: 0-2			**H: 0-1**	**A: 0-1**
11/27/07	@	W	110	103
3/5/08		W	100	93
2007-08 SEASON: 2-0			**H: 1-0**	**A: 1-0**
1/7/09	@	L	89	100
1/24/09		L	88	99
2008-09 SEASON: 0-2			**H: 0-1**	**A: 0-1**
2/21/10	@	W	104	94
3/8/10		W	107	101
2009-10 SEASON: 2-0			**H: 1-0**	**A: 1-0**
12/21/10		L	94	101
1/26/11	@	L	88	93
2010-11 SEASON: 0-2			**H: 0-1**	**A: 0-1**

DATE	@	W/L	GRIZZ	OPP
2/15/12	@	W	105	100
2011-12 SEASON: 1-0			**H: 0-0**	**A: 1-0**
1/25/13		W	101	77
2/24/13	@	W	76	72
2012-13 SEASON: 2-0			**H: 1-0**	**A: 1-0**
11/30/13		L	88	97
3/5/14	@	L	94	103
2013-14 SEASON: 0-2			**H: 0-1**	**A: 0-1**
1/14/15	@	W	103	92
2/10/15		W	95	86
2014-15 SEASON: 2-0			**H: 1-0**	**A: 1-0**
10/31/15		W	101	91
2/10/16	@	W	109	90
2015-16 SEASON: 2-0			**H: 1-0**	**A: 1-0**
2/13/17	@	W	112	103
3/6/17		L	109	122
2016-17 SEASON: 1-1			**H: 0-1**	**A: 1-0**
11/26/17		L	88	98
3/19/18	@	L	115	118
2017-18 SEASON: 0-2			**H: 0-1**	**A: 0-1**
11/30/18 **	@	W	131	125
1/4/19		L	100	109
2018-19 SEASON: 1-1			**H: 0-1**	**A: 1-0**
10/27/19 *		W	134	133
3/4/20	@	W	118	79
2019-20 SEASON: 2-0			**H: 1-0**	**A: 1-0**
12/28/20 *	@	W	116	111
1/8/21		W	115	110
2020-21 SEASON: 2-0			**H: 1-0**	**A: 1-0**
1/3/22	@	W	118	104
3/23/22		W	132	120
2021-22 SEASON: 2-0			**H: 1-0**	**A: 1-0**
10/24/22		W	134	124
11/20/22	@	L	115	127
2022-23 SEASON: 1-1			**H: 1-0**	**A: 0-1**
2/26/24		L	86	111
3/4/24	@	W	106	102
2023-24 SEASON: 1-1			**H: 0-1**	**A: 1-0**
10/30/24		L	106	119
11/4/24	@	L	104	106
12/13/24		W	135	119
2024-25 SEASON: 1-2			**H: 1-1**	**A: 0-1**

*** OT | ** 2OT | *** 3OT**

EASTERN CONFERENCE
SOUTHEAST DIVISION

Home Court: Spectrum Center – 19,077
Office: 333 E. Trade St., Charlotte, NC 28202
Phone: (704) 688-9000
Website: hornets.com

Co-Chairman & Governor: Rick Schnall
Co-Chairman & Alternate Governor: Gabe Plotkin
Alternate Governor: Michael Jordan
President of Basketball Operations & General Manager: Jeff Peterson
Head Coach: Charles Lee
Assistant Coaches: Lamar Skeeter, Josh Longstaff, Blaine Mueller, Matt Hill, Ryan Frazier, Jermaine Bucknor, Kyle Neptune, Zach Peterson, Kemba Walker
Vice President of Player Health & Performance: Patrick Chasse
Communications: Mike Cristaldi, Brian Travis, McKayla Hernandez, Chase Whitney
Television: FanDuel Spots Network Southeast, Eric Collins, Dell Curry, Shannon Spake
Radio: WFNZ (92.7 FM), Sam Farber

Key Numbers

Grizzlies' Largest Win	33	12/15/10	@ MEM
Grizzlies' Most PTS	132	1/22/25	@ MEM
Grizzlies' Fewest PTS	71	11/1/14	@ CHA
Hornets' Largest Win	61	3/22/18	@ CHA
Hornets' Most PTS	140	3/22/18	@ CHA
Hornets' Fewest PTS	69	11/1/14	@ CHA

Streaks

Grizzlies' Last Win			
Overall:	124-100	4/8/25	@ CHA
Home:	132-120	1/22/25	@ MEM
Away:	124-100	4/8/25	@ CHA
Grizzlies' Last Loss			
Overall:	110-98	3/13/24	@ MEM
Home:	110-98	3/13/24	@ MEM
Away:	115-106	2/10/24	@ CHA
Longest Winning Streaks			
Overall:	7	2/17/02 – 3/10/07	
Home:	4 (2x)	12/15/10 – 12/12/14	
Away:	4 (2x)	12/29/19 – 11/4/22	
Longest Losing Streaks			
Overall:	8	11/24/95 – 12/3/99	
Home:	4 (2x)	12/11/15 – 1/23/19	
Away:	5	11/24/95 – 3/14/01	

2024-25 SEASON SERIES STATISTICS

MEMPHIS VS. CHARLOTTE

PLAYER	G-GS	MIN	FG-FGA	PCT	3FG-FGA	PCT	FT-FTA	PCT	OFF	DEF	TOT	AST	PF	DQ	STL	TO	BLK	PTS	AVG
Morant	2-2	59	15-30	.500	6-15	.400	8-8	1.000	3	6	9	21	3	0	3	5	2	44	22.0
Bane	2-2	59	16-26	.615	7-12	.583	4-4	1.000	0	7	7	11	5	0	0	1	1	43	21.5
Jackson Jr.	2-2	57	12-28	.429	2-11	.182	10-10	1.000	4	7	11	2	7	0	2	2	1	36	18.0
Edey	2-2	50	10-16	.625	0-3	.000	4-6	.667	7	18	25	1	7	0	3	7	2	24	12.0
Kennard	2-0	42	8-15	.533	7-14	.500	0-0	---	4	2	6	4	3	0	2	1	0	23	11.5
Clarke	1-0	22	3-5	.600	0-0	---	3-3	1.000	1	2	3	3	5	0	1	1	1	9	9.0
Huff	2-0	13	6-10	.600	4-8	.500	0-0	---	0	2	2	0	1	0	0	0	0	16	8.0
Wells	2-2	37	5-14	.357	3-10	.300	3-4	.750	3	5	8	4	6	0	1	1	0	16	8.0
Williams Jr.	1-0	17	3-6	.500	2-5	.400	0-0	---	0	3	3	1	0	0	0	1	0	8	8.0
Aldama	2-0	44	5-16	.313	3-10	.300	0-0	---	1	7	8	3	2	0	3	3	1	13	6.5
Pippen Jr.	2-0	39	3-11	.273	2-4	.500	2-3	.667	2	2	4	6	6	0	3	2	1	10	5.0
Jackson II	2-0	15	3-7	.429	2-4	.500	1-2	.500	0	4	4	0	0	0	1	4	0	9	4.5
Stevens	1-0	5	1-2	.500	1-2	.500	0-0	---	0	0	0	0	1	0	0	0	0	3	3.0
Spencer	1-0	8	1-4	.250	0-3	.000	0-0	---	1	0	1	2	2	0	0	1	0	2	2.0
Bagley	1-0	2	0-1	.000	0-1	.000	0-0	---	0	0	0	0	0	0	0	0	0	0	0.0
Konchar	1-0	11	0-0	---	0-0	---	0-0	---	1	0	1	1	0	0	2	0	0	0	0.0
GRIZZLIES	**2-**	**480**	**91-191**	**.476**	**39-102**	**.382**	**35-40**	**.875**	**27**	**65**	**92**	**59**	**48**	**0**	**21**	**30**	**9**	**256**	**128.0**

CHARLOTTE VS. MEMPHIS

PLAYER	G-GS	MIN	FG-FGA	PCT	3FG-FGA	PCT	FT-FTA	PCT	OFF	DEF	TOT	AST	PF	DQ	STL	TO	BLK	PTS	AVG
M. Williams	2-2	64	18-29	.621	0-1	.000	10-13	.769	6	10	16	7	6	0	2	5	1	46	23.0
Ball	1-1	34	7-20	.350	2-6	.333	6-6	1.000	3	5	8	6	4	0	0	2	0	22	22.0
Bridges	2-2	64	9-27	.333	4-14	.286	9-10	.900	0	11	11	9	4	0	1	7	1	31	15.5
Salaun	1-0	29	3-7	.429	3-7	.429	4-8	.500	0	9	9	3	2	0	0	2	0	13	13.0
Okogie	2-1	31	6-10	.600	4-7	.571	2-4	.500	1	1	2	1	2	0	3	1	1	18	9.0
Sims	1-0	18	3-5	.600	0-1	.000	3-4	.750	0	0	0	3	1	0	1	1	0	9	9.0
Smith Jr.	2-1	45	7-16	.438	3-8	.375	0-0	---	1	2	3	7	1	0	1	3	0	17	8.5
Green	1-1	24	3-5	.600	2-3	.667	0-0	---	0	0	0	1	3	0	2	1	0	8	8.0
Curry	2-0	26	5-8	.625	3-5	.600	2-3	.667	0	0	0	1	1	0	0	3	0	15	7.5
Simpson	1-1	15	3-9	.333	1-5	.200	0-0	---	0	2	2	2	2	0	0	0	0	7	7.0
Diabate	2-0	32	6-8	.750	0-1	.000	1-1	1.000	3	1	4	2	3	0	0	1	3	13	6.5
Gibson	1-0	14	3-3	1.000	0-0	---	0-0	---	0	3	3	1	3	0	0	2	1	6	6.0
Wong	1-0	6	2-4	.500	0-2	.000	2-2	1.000	0	1	1	1	0	0	0	1	0	6	6.0
Martin	1-0	23	1-5	.200	0-1	.000	3-4	.750	1	3	4	1	2	0	0	2	1	5	5.0
Jeffries	2-1	35	2-8	.250	0-6	.000	0-0	---	2	4	6	2	2	0	1	0	0	4	2.0
Micic	1-0	18	0-3	.000	0-2	.000	0-0	---	0	2	2	2	1	0	1	0	0	0	0.0
HORNETS	**2-**	**480**	**78-167**	**.467**	**22-69**	**.319**	**42-55**	**.764**	**17**	**54**	**71**	**49**	**37**	**0**	**12**	**31**	**8**	**220**	**110.0**

CHARLOTTE HORNETS

SERIES RECORDS

Overall: 26-27
Home: 13-13
Road: 13-14

2025-26 SCHEDULE

1/28/26	@ MEM
3/21/26	@ CHA

ALL-TIME SERIES

DATE	@	W/L	GRIZZ	OPP
11/24/95	@	L	104	116
3/31/96		L	88	121
1995-96 SEASON: 0-2			**H: 0-1**	**A: 0-1**
12/9/96		L	91	107
3/11/97	@	L	92	98
1996-97 SEASON: 0-2			**H: 0-1**	**A: 0-1**
1/9/98		L	90	98
2/5/98	@	L	93	108
1997-98 SEASON: 0-2			**H: 0-1**	**A: 0-1**
NO GAMES				
1998-99 SEASON: 0-0			**H: 0-0**	**A: 0-0**
11/24/99	@	L	73	89
12/3/99		L	94	113
1999-00 SEASON: 0-2			**H: 0-1**	**A: 0-1**
1/3/01		W	99	89
3/14/01	@	L	95	100
2000-01 SEASON: 1-1			**H: 1-0**	**A: 0-1**
2/3/02		L	79	97
2/17/02	@	W	92	78
2001-02 SEASON: 1-1			**H: 0-1**	**A: 1-0**
1/14/05	@	W	109	89
4/10/05		W	102	95
2004-05 SEASON: 2-0			**H: 1-0**	**A: 1-0**
3/26/06		W	102	95
4/12/06	@	W	96	88
2005-06 SEASON: 2-0			**H: 1-0**	**A: 1-0**
11/3/06		W	96	83
3/10/07	@	W	115	107
2006-07 SEASON: 2-0			**H: 1-0**	**A: 1-0**
1/19/08	@	L	87	105
3/17/08		W	98	80
2007-08 SEASON: 1-1			**H: 1-0**	**A: 0-1**
12/19/08		L	83	112
1/21/09	@	L	86	101
2008-09 SEASON: 0-2			**H: 0-1**	**A: 0-1**
1/9/10	@	L	87	89
2/26/10		L	89	93
2009-10 SEASON: 0-2			**H: 0-1**	**A: 0-1**
12/15/10		W	113	80
1/10/11	@	L	82	96
2010-11 SEASON: 1-1			**H: 1-0**	**A: 0-1**
4/20/12	@	W	85	80
2011-12 SEASON: 1-0			**H: 0-0**	**A: 1-0**
11/17/12	@	W	94	87
4/9/13		W	94	75
2012-13 SEASON: 2-0			**H: 1-0**	**A: 1-0**
2/22/14	@	L	89	92
3/8/14		W	111	89
2013-14 SEASON: 1-1			**H: 1-0**	**A: 0-1**
11/1/14	@	W	71	69
12/12/14 **		W	113	107
2014-15 SEASON: 2-0			**H: 1-0**	**A: 1-0**
12/11/15		L	99	123
12/26/15	@	L	92	98
2015-16 SEASON: 0-2			**H: 0-1**	**A: 0-1**
11/21/16	@	W	105	90
11/28/16		L	85	104
2016-17 SEASON: 1-1			**H: 0-1**	**A: 1-0**
10/30/17		L	99	104
3/22/18	@	L	79	140
2017-18 SEASON: 0-2			**H: 0-1**	**A: 0-1**
1/23/19		L	107	118
2/1/19	@	L	92	100
2018-19 SEASON: 0-2			**H: 0-1**	**A: 0-1**
11/13/19	@	W	119	117
12/29/19		W	117	104
2019-20 SEASON: 2-0			**H: 1-0**	**A: 1-0**
1/1/21	@	W	108	93
2/10/21		W	130	114
2020-21 SEASON: 2-0			**H: 1-0**	**A: 1-0**
11/10/21		L	108	118
2/12/22	@	W	125	118
2021-22 SEASON: 1-1			**H: 0-1**	**A: 1-0**
11/4/22		W	130	99
1/4/23	@	W	131	107
2022-23 SEASON: 2-0			**H: 1-0**	**A: 1-0**
2/10/24	@	L	106	115
3/13/24		L	98	110
2023-24 SEASON: 0-2			**H: 0-1**	**A: 0-1**
1/22/25		W	132	120
4/8/25	@	W	124	100
2024-25 SEASON: 2-0			**H: 1-0**	**A: 1-0**

*** OT | ** 2OT | *** 3OT**

CHICAGO BULLS

EASTERN CONFERENCE
CENTRAL DIVISION

Home Court: United Center – 20,917
Office: 1901 W. Madison St., Chicago, IL 60612
Phone: (312) 455-4000
Website: bulls.com

Chairman/Alternate NBA Governor: Jerry Reinsdorf
President & Chief Operating Officer/NBA Governor: Michael Reinsdorf
Executive Vice President, Basketball Operations: Arturas Karnisovas
Head Coach: Billy Donovan
Assistant Coaches: Wes Unseld Jr., Dan Craig, John Bryant, Billy Schmidt, Damian Cotter, Henry Domercant
Assistant Coach/Player Development: Peter Patton
Director of Performance Health: Eric Waters
Communications: Patrick Sandusky, Beth Esler, Josh Schur
Television: Chicago Sports Network, Adam Amin, Stacey King
Radio (English): 670 The Score (WSCR 670 AM), Chuck Swirsky, Bill Wennington
Radio (Spanish): WRTO 1200 AM, Miguel Esparza, Elio Benitez

Key Numbers

Grizzlies' Largest Win	29	3/12/03	@ MEM
Grizzlies' Most PTS	142	11/23/24	@ CHI
Grizzlies' Fewest PTS	64	1/1/12	@ CHI
Bulls' Largest Win	45	1/13/07	@ CHI
Bulls' Most PTS	131	11/23/24	@ CHI
Bulls' Fewest PTS	71	12/17/12	@ MEM

Streaks

Grizzlies' Last Win			
Overall:	142-131	11/23/24	@ CHI
Home:	104-89	2/7/23	@ MEM
Away:	142-131	11/23/24	@ CHII
Grizzlies' Last Loss			
Overall:	126-123	10/28/24	@ MEM
Home:	126-123	10/28/24	@ MEM
Away	125-96	1/20/24	@ CHI
Longest Winning Streaks			
Overall:	4	4/12/21 – 2/26/22	
Home:	5 (2x)	12/23/05 – 3/16/10	
Away:	4	1/15/17 – 10/25/19	
Longest Losing Streaks			
Overall:	7	11/30/95 – 4/4/99	
Home:	3	1/19/13 – 3/9/15	
Away:	5	3/28/05 – 11/1/08	

2024-25 SEASON SERIES STATISTICS

MEMPHIS VS. CHICAGO

PLAYER	G-GS	MIN	FG-FGA	PCT	3FG-FGA	PCT	FT-FTA	PCT	OFF	DEF	TOT	AST	PF	DQ	STL	TO	BLK	PTS	AVG
Pippen Jr.	2-1	62	19-29	.655	5-10	.500	1-1	1.000	1	5	6	20	6	0	1	5	1	44	22.0
Bane	2-2	61	15-33	.455	7-15	.467	6-8	.750	4	10	14	6	4	0	0	3	1	43	21.5
Jackson Jr.	2-2	51	16-31	.516	4-11	.364	6-10	.600	4	6	10	5	6	0	2	3	5	42	21.0
Wells	2-1	49	15-26	.577	7-14	.500	0-0	---	3	7	10	8	6	0	1	1	0	37	18.5
Huff	2-0	37	8-11	.727	5-6	.833	3-4	.750	1	6	7	2	3	0	1	1	3	24	12.0
Aldama	2-1	59	9-23	.391	2-9	.222	1-2	.500	7	16	23	12	2	0	2	4	1	21	10.5
Kennard	1-0	24	4-8	.500	2-5	.400	0-0	---	1	3	4	2	0	0	1	0	0	10	10.0
LaRavia	2-0	49	8-17	.471	1-5	.200	2-5	.400	3	10	13	11	3	0	0	2	0	19	9.5
Clarke	2-1	38	8-10	.800	0-0	---	0-1	.000	4	8	12	2	3	0	0	1	0	16	8.0
Edey	1-1	14	3-7	.429	0-2	.000	0-0	---	1	4	5	0	1	0	0	0	0	6	6.0
Spencer	1-0	12	1-1	1.000	0-0	---	0-0	---	0	1	1	0	2	0	0	0	0	2	2.0
Smart	1-1	25	0-11	.000	0-8	.000	1-2	.500	2	2	4	7	3	0	2	1	2	1	1.00
GRIZZLIES	**2-**	**480**	**106-207**	**.512**	**33-85**	**.388**	**20-33**	**.606**	**31**	**78**	**109**	**75**	**39**	**0**	**10**	**24**	**13**	**265**	**132.5**

CHICAGO VS. MEMPHIS

PLAYER	G-GS	MIN	FG-FGA	PCT	3FG-FGA	PCT	FT-FTA	PCT	OFF	DEF	TOT	AST	PF	DQ	STL	TO	BLK	PTS	AVG
LaVine	2-2	69	22-41	.537	8-18	.444	7-7	1.000	0	6	6	4	0	0	3	2	0	59	29.5
Vucevic	2-2	63	18-33	.545	6-12	.500	6-6	1.000	6	9	15	8	6	0	1	6	1	48	24.0
White	2-2	62	10-26	.385	7-14	.500	4-5	.800	3	3	6	10	5	0	1	1	1	31	15.5
Giddey	2-2	49	9-20	.450	4-8	.500	2-4	.500	5	15	20	16	2	0	1	2	3	24	12.0
Smith	2-0	27	7-10	.700	4-7	.571	5-9	.556	1	11	12	1	2	0	1	0	1	23	11.5
Horton-Tucker	1-0	18	4-7	.571	1-3	.333	1-2	.500	0	2	2	5	0	0	0	1	1	10	10.0
Dosunmu	2-1	57	7-15	.467	4-8	.500	0-2	.000	2	7	9	9	3	0	0	1	1	18	9.0
Buzelis	2-0	32	6-14	.429	2-6	.333	0-1	.000	1	2	3	1	3	0	0	1	1	14	7.0
Ball	1-0	18	2-4	.500	2-4	.500	0-0	---	0	1	1	6	0	0	0	0	1	6	6.0
Liddell	1-0	5	2-3	.667	2-3	.667	0-0	---	0	0	0	1	0	0	0	0	1	6	6.0
Phillips	1-0	14	2-6	.333	1-1	1.000	0-0	---	1	2	3	1	1	0	1	2	0	5	5.0
Williams	1-1	25	2-10	.200	1-5	.200	0-0	---	1	5	6	1	0	0	0	2	2	5	5.0
Carter	1-0	5	1-2	.500	1-2	.500	0-0	---	0	0	0	1	0	0	0	1	0	3	3.0
Duarte	1-0	5	1-1	1.000	1-1	1.000	0-0	---	1	1	2	0	0	0	0	0	0	3	3.0
Terry	2-0	25	1-5	.200	0-3	.000	0-0	---	0	0	0	1	4	0	1	1	1	2	1.0
Craig	1-0	8	0-0	---	0-0	---	0-0	---	0	0	0	0	3	0	0	0	0	0	0.0
BULLS	**2-**	**480**	**94-197**	**.477**	**44-95**	**.463**	**25-36**	**.694**	**21**	**64**	**85**	**65**	**29**	**0**	**9**	**20**	**14**	**257**	**128.5**

CHICAGO BULLS

SERIES RECORDS

Overall: 26-33
Home: 16-13
Road: 10-20

2025-26 SCHEDULE

3/16/26	@ CHI
3/28/26	@ MEM

ALL-TIME SERIES

DATE	@	W/L	GRIZZ	OPP
11/30/95		L	88	94
1/24/96	@	L	84	104
1995-96 SEASON: 0-2			**H: 0-1**	**A: 0-1**
11/5/96	@	L	73	96
1/28/97		L	96	111
1996-97 SEASON: 0-2			**H: 0-1**	**A: 0-1**
1/27/98		L	85	103
3/20/98	@	L	92	98
1997-98 SEASON: 0-2			**H: 0-1**	**A: 0-1**
4/4/99	@	L	87	88
1998-99 SEASON: 0-1			**H: 0-0**	**A: 0-1**
2/4/00		W	101	76
2/22/00	@	W	85	81
1999-00 SEASON: 2-0			**H: 1-0**	**A: 1-0**
2/3/01		W	91	84
2/24/01	@	L	75	90
2000-01 SEASON: 1-1			**H: 1-0**	**A: 0-1**
12/26/01		W	107	85
1/26/02	@	L	92	95
2001-02 SEASON: 1-1			**H: 1-0**	**A: 0-1**
11/16/02	@	L	93	111
3/12/03		W	124	95
2002-03 SEASON: 1-1			**H: 1-0**	**A: 0-1**
1/15/04		W	108	93
2/21/04	@	W	105	98
2003-04 SEASON: 2-0			**H: 1-0**	**A: 1-0**
12/15/04		L	88	96
3/28/05	@	L	86	94
2004-05 SEASON: 0-2			**H: 0-1**	**A: 0-1**
12/23/05		W	95	77
1/7/06	@	L	82	111
2005-06 SEASON: 1-1			**H: 1-0**	**A: 0-1**
1/13/07	@	L	66	111
3/17/07		W	104	103
2006-07 SEASON: 1-1			**H: 1-0**	**A: 0-1**
1/21/08		W	104	90
3/4/08	@	L	97	112
2007-08 SEASON: 1-1			**H: 1-0**	**A: 0-1**
11/1/08	@	L	86	96
12/12/08		W	103	96
2008-09 SEASON: 1-1			**H: 1-0**	**A: 0-1**
3/4/10	@	W	105	96
3/16/10		W	104	97
2009-10 SEASON: 2-0			**H: 1-0**	**A: 1-0**

DATE	@	W/L	GRIZZ	OPP
1/17/11		L	84	96
3/25/11	@	L	96	99
2010-11 SEASON: 0-2			**H: 0-1**	**A: 0-1**
1/1/12	@	L	64	104
1/16/12		W	102	86
2011-12 SEASON: 1-1			**H: 1-0**	**A: 0-1**
12/17/12		W	80	71
1/19/13 *	@	W	85	82
2012-13 SEASON: 2-0			**H: 1-0**	**A: 1-0**
12/30/13		L	91	95
3/7/14	@	W	85	77
2013-14 SEASON: 1-1			**H: 0-1**	**A: 1-0**
12/19/14		L	97	103
3/9/15	@	W	101	91
2014-15 SEASON: 1-1			**H: 0-1**	**A: 1-0**
12/16/15	@	L	85	98
4/5/16		W	108	92
2015-16 SEASON: 1-1			**H: 1-0**	**A: 0-1**
1/15/17		L	104	108
3/15/17	@	W	98	91
2016-17 SEASON: 1-1			**H: 0-1**	**A: 1-0**
3/7/18	@	L	110	119
3/15/18		L	110	111
2017-18 SEASON: 0-2			**H: 0-1**	**A: 0-1**
2/13/19	@	L	110	122
2/27/19		L	107	109
2018-19 SEASON: 0-2			**H: 0-1**	**A: 0-1**
10/25/19		L	102	110
12/4/19	@	L	99	106
2019-20 SEASON: 0-2			**H: 0-1**	**A: 0-1**
4/12/21		W	101	90
4/16/21	@	W	126	115
2020-21 SEASON: 2-0			**H: 1-0**	**A: 1-0**
1/17/22		W	119	106
2/26/22	@	W	116	110
2021-22 SEASON: 2-0			**H: 1-0**	**A: 1-0**
2/7/23		W	104	89
4/2/23	@	L	107	128
2022-23 SEASON: 1-1			**H: 1-0**	**A: 0-1**
1/20/24	@	L	96	125
2/8/24		L	110	118
2023-24 SEASON: 0-2			**H: 0-1**	**A: 0-1**
10/28/24		L	123	126
11/23/24	@	W	142	131
2024-25 SEASON: 1-1			**H: 0-1**	**A: 1-0**

*** OT | ** 2OT | *** 3OT**

CLEVELAND CAVALIERS

EASTERN CONFERENCE
CENTRAL DIVISION

Home Court: Rocket Arena – 19,432
Office: One Center Court, Cleveland, OH 44115
Phone: (216) 420-2000
Website: cavs.com

Chairman: Dan Gilbert

President of Basketball Operations: Koby Altman

Head Coach: Kenny Atkinson

Assistant Head Coach: Johnnie Bryant

Assistant Coaches: Mike Gerrity, Jawad Williams, Trevor Hendry, Alex Sarama, Omar Cook, Nate Reinking

Senior Director of Player Health/ Head Athletic Trainer: Steve Spiro

Communications: B.J. Evans, Cherome Owens, Sam Coombs, Devynne Booker

Television: FanDuel Sports Network Ohio, John Michael, Austin Carr, Serena Winters, Brad Daugherty, Iman Shumpert, Cayleigh Griffin

Radio: WTAM 1100 AM, Tim Alcorn, Jim Chones, Mike Snyder, Brad Sellers

Key Numbers

Grizzlies' Largest Win	27	3/19/03	@ MEM
Grizzlies' Most PTS	132	10/20/21	@ MEM
Grizzlies' Fewest PTS	70	11/11/05	@ CLE
Cavaliers' Largest Win	30	10/28/15	@ MEM
Cavaliers' Most PTS	133	3/14/25	@ MEM
Cavaliers' Fewest PTS	74	4/7/04	@ MEM

Streaks

Grizzlies' Last Win		
Overall:	115-114	1/18/23 @ MEM
Home:	115-114	1/18/23 @ MEM
Away:	110-106	1/4/22 @ CLE
Grizzlies' Last Loss		
Overall:	133-124	3/14/25 @ MEM
Home:	133-124	3/14/25 @ MEM
Away:	129-123	2/23/25 @ CLE
Longest Winning Streaks		
Overall:	4 (2x)	2/4/11 – 3/8/13
Home:	5	12/8/09 – 3/1/14
Away:	2 (2x)	1/11/21 – 1/4/22
Longest Losing Streaks		
Overall:	8	1/18/96 – 2/21/00
Home:	4	1/18/96 – 1/14/00
Away:	7	1/26/05 – 11/27/10

2024-25 SEASON SERIES STATISTICS

MEMPHIS VS. CLEVELAND

PLAYER	G-GS	MIN	FG-FGA	PCT	3FG-FGA	PCT	FT-FTA	PCT	OFF	DEF	TOT	AST	PF	DQ	STL	TO	BLK	PTS	AVG
Morant	2-2	70	23-35	.657	3-8	.375	16-17	.941	0	10	10	17	8	0	1	3	0	65	32.5
Jackson Jr.	2-2	54	13-28	.464	4-10	.400	5-8	.625	0	6	6	4	10	0	6	1	3	35	17.5
Aldama	1-0	29	6-11	.545	3-6	.500	0-0	---	0	6	6	1	1	0	1	0	1	15	15.0
Wells	2-2	38	8-15	.533	4-8	.500	1-3	.333	1	3	4	0	3	0	0	4	0	21	10.5
Bane	2-2	62	7-29	.241	2-16	.125	3-4	.750	4	7	11	11	5	0	1	6	1	19	9.5
Clarke	2-0	35	8-13	.615	0-0	---	3-5	.600	2	5	7	2	4	0	1	1	1	19	9.5
Kennard	2-0	41	6-13	.462	3-9	.333	4-4	1.000	1	4	5	2	4	0	1	3	0	19	9.5
Stevens	1-0	15	3-4	.750	1-2	.500	0-0	---	0	5	5	1	1	0	0	0	0	7	7.0
Williams Jr.	2-0	38	3-7	.429	2-3	.667	5-5	1.000	1	3	4	3	4	0	2	4	0	13	6.5
Edey	2-2	35	4-9	.444	0-0	---	4-6	.667	11	1	12	1	5	0	1	3	1	12	6.0
Pippen Jr.	2-0	27	4-7	.571	3-5	.600	0-0	---	0	4	4	6	3	0	4	2	1	11	5.5
Bagley	1-0	4	0-1	.000	0-0	---	0-0	---	0	1	1	0	0	0	0	0	0	0	0.0
Spencer	1-0	7	1-4	.250	1-4	.250	0-0	---	0	0	0	2	2	0	0	0	0	3	3.0
Huff	1-0	4	1-1	1.000	0-0	---	0-0	---	0	0	0	0	0	0	1	0	0	2	2.0
Jackson II	2-0	18	2-11	.182	0-4	.000	0-0	---	2	4	6	2	1	0	0	0	0	4	2.0
Konchar	1-0	4	1-1	1.000	0-0	---	0-0	---	0	1	1	1	0	0	0	0	0	2	2.0
GRIZZLIES	**2-**	**480**	**90-189**	**.476**	**26-75**	**.347**	**41-52**	**.788**	**22**	**60**	**82**	**53**	**51**	**0**	**19**	**28**	**8**	**247**	**123.5**

CLEVELAND VS. MEMPHIS

PLAYER	G-GS	MIN	FG-FGA	PCT	3FG-FGA	PCT	FT-FTA	PCT	OFF	DEF	TOT	AST	PF	DQ	STL	TO	BLK	PTS	AVG
Mitchell	1-1	35	11-23	.478	4-8	.500	7-11	.636	2	0	2	6	4	0	0	1	0	33	33.0
Mobley	2-2	68	19-36	.528	4-14	.286	5-8	.625	6	18	24	11	1	0	1	5	5	47	23.5
Garland	1-1	30	7-17	.412	3-11	.273	3-3	1.000	0	2	2	9	1	0	4	3	0	20	20.0
Jerome	2-0	39	13-24	.542	4-11	.364	8-9	.889	2	5	7	9	7	0	2	4	0	38	19.0
Hunter	2-0	48	8-16	.500	3-9	.333	11-12	.917	2	11	13	3	8	0	1	3	0	30	15.0
Allen	2-2	57	12-15	.800	0-0	---	5-12	.417	3	13	16	4	6	0	2	5	1	29	14.5
Strus	2-2	53	5-12	.417	5-12	.417	5-5	1.000	4	8	12	8	3	0	1	1	1	20	10.0
Merrill	2-0	40	6-11	.545	5-9	.556	0-0	---	2	0	2	3	5	0	1	4	0	17	8.5
Okoro	2-2	40	5-9	.556	2-6	.333	1-2	.500	2	5	7	2	2	0	0	2	1	13	6.5
Green	1-0	14	3-10	.300	2-8	.250	2-2	1.000	2	2	4	2	2	0	1	0	0	10	10.0
Tyson	1-0	4	0-4	.000	0-3	.000	2-2	1.000	1	0	1	0	0	0	0	0	0	2	2.0
Wade	2-0	40	1-7	.143	0-6	.000	0-0	---	4	6	10	0	3	0	0	1	0	2	1.0
Porter Jr.	2-0	9	0-3	.000	0-1	.000	1-2	.500	0	0	0	0	0	0	1	0	1	1	0.5
Thompson	1-0	4	0-0	---	0-0	---	0-0	---	0	0	0	0	0	0	0	0	0	0	0.0
CAVALIERS	**2-**	**480**	**90-187**	**.481**	**32-98**	**.327**	**50-68**	**.735**	**30**	**70**	**100**	**57**	**42**	**0**	**14**	**30**	**9**	**262**	**131.0**

OPPONENTS

CLEVELAND CAVALIERS

SERIES RECORDS

Overall: 21-36
Home: 15-14
Road: 6-22

2025-26 SCHEDULE

11/15/25	@ CLE
4/6/26	@ MEM

ALL-TIME SERIES

DATE	@	W/L	GRIZZ	OPP
1/18/96		L	90	98
3/24/96	@	L	85	90
1995-96 SEASON: 0-2			**H: 0-1**	**A: 0-1**
11/8/96	@	L	72	88
2/23/97		L	84	91
1996-97 SEASON: 0-2			**H: 0-1**	**A: 0-1**
12/5/97		L	98	107
2/25/98	@	L	101	106
1997-98 SEASON: 0-2			**H: 0-1**	**A: 0-1**
NO GAMES				
1998-99 SEASON: 0-0			**H: 0-0**	**A: 0-0**
1/14/00		L	80	82
2/21/00 *	@	L	108	109
1999-00 SEASON: 0-2			**H: 0-1**	**A: 0-1**
1/13/01		W	119	107
3/22/01	@	L	95	109
2000-01 SEASON: 1-1			**H: 1-0**	**A: 0-1**
11/17/01		W	98	93
11/21/01	@	L	94	101
2001-02 SEASON: 1-1			**H: 1-0**	**A: 0-1**
3/8/03	@	W	115	89
3/19/03		W	128	101
2002-03 SEASON: 2-0			**H: 1-0**	**A: 1-0**
11/29/03 **@		W	122	115
4/7/04		W	92	74
2003-04 SEASON: 2-0			**H: 1-0**	**A: 1-0**
12/13/04		L	86	92
1/26/05	@	L	111	114
2004-05 SEASON: 0-2			**H: 0-1**	**A: 0-1**
11/5/05		W	113	106
11/11/05	@	L	70	89
2005-06 SEASON: 1-1			**H: 1-0**	**A: 0-1**
11/21/06	@	L	94	97
3/14/07		L	96	118
2006-07 SEASON: 0-2			**H: 0-1**	**A: 0-1**
1/15/08 *		L	124	132
2/24/08	@	L	89	109
2007-08 SEASON: 0-2			**H: 0-1**	**A: 0-1**
1/13/09		L	87	102
2/24/09	@	L	79	94
2008-09 SEASON: 0-2			**H: 0-1**	**A: 0-1**
12/8/09 *		W	111	109
2/2/10	@	L	89	105
2009-10 SEASON: 1-1			**H: 1-0**	**A: 0-1**

DATE	@	W/L	GRIZZ	OPP
11/27/10	@	L	86	92
2/4/11		W	112	105
2010-11 SEASON: 1-1			**H: 1-0**	**A: 0-1**
4/23/12		W	109	101
2011-12 SEASON: 1-0			**H: 1-0**	**A: 0-0**
11/26/12		W	84	78
3/8/13		W	103	92
2012-13 SEASON: 2-0			**H: 1-0**	**A: 1-0**
2/9/14 *	@	L	83	91
3/1/14		W	110	96
2013-14 SEASON: 1-1			**H: 1-0**	**A: 0-1**
12/21/14	@	L	91	105
3/25/15		L	89	111
2014-15 SEASON: 0-2			**H: 0-1**	**A: 0-1**
10/28/15		L	76	106
3/7/16	@	W	106	103
2015-16 SEASON: 1-1			**H: 0-1**	**A: 1-0**
12/13/16	@	L	86	103
12/14/16		W	93	85
2016-17 SEASON: 1-1			**H: 1-0**	**A: 0-1**
12/2/17	@	L	111	116
2/23/18		L	89	112
2017-18 SEASON: 0-2			**H: 0-1**	**A: 0-1**
12/26/18		W	95	87
2/23/19	@	L	107	112
2018-19 SEASON: 1-1			**H: 1-0**	**A: 0-1**
12/20/19	@	L	107	114
1/17/20		W	113	109
2019-20 SEASON: 1-1			**H: 1-0**	**A: 0-1**
1/7/21		L	90	94
1/11/21	@	W	101	91
2020-21 SEASON: 1-1			**H: 0-1**	**A: 1-0**
10/20/21		W	132	121
1/4/22	@	W	110	106
2021-22 SEASON: 2-0			**H: 1-0**	**A: 1-0**
1/18/23		W	115	114
2/2/23	@	L	113	128
2022-23 SEASON: 1-1			**H: 1-0**	**A: 0-1**
2/1/24		L	101	108
4/10/24	@	L	98	110
2023-24 SEASON: 0-2			**H: 0-1**	**A: 0-1**
2/23/25	@	L	123	129
3/14/25		L	124	133
2024-25 SEASON: 0-2			**H: 0-1**	**A: 0-1**

*** OT | ** 2OT | *** 3OT**

DALLAS MAVERICKS

WESTERN CONFERENCE
SOUTHWEST DIVISION

Home Court: American Airlines Center – 19,200
Office: 2500 Victory Avenue, Dallas, TX 75219
Phone: (214) 747-6287
Website: mavs.com

Governor: Patrick Dumont

President: Ethan Casson

CEO: Rick Welts

President of Basketball Operations: Nico Harrison

Head Coach: Jason Kidd

Assistant Coaches: Frank Vogel, Jay Triano, Popeye Jones, Phil Handy, Mike Penbethy, Eric Hughes, Josh Broghamer, Dru Anthrop, Keith Veney, Jorden Sears

Head Strength and Performance: Geoff Puls

Communications: Victoria Martinez, Alan Rakowski, Kristen Deahl, Tien Le

Television: FanDuel Sports Network Southwest, Mark Followill, Derek Harper, Jeff "Skin" Wade

Radio (English): 997.1 FM The Freak (KEGL), Chuck Cooperstein, Brian Dameris

Radio (Spanish): Zona MX 99.1 (KFZO), Victor Villalba

Key Numbers

Grizzlies' Largest Win	35	4/13/25	@ MEM
Grizzlies' Most PTS	133	5/11/21	@ MEM
Grizzlies' Fewest PTS	74	3/13/99	@ DAL
Mavericks' Largest Win	41	10/22/22	@ DAL
Mavericks' Most PTS	138	11/9/19	@ MEM
Mavericks' Fewest PTS	64	11/18/16	@ DAL

Streaks

Grizzlies' Last Win		
Overall:	132-97	4/13/25 @ MEM
Home:	132-97	4/13/25 @ MEM
Away:	122-111	3/7/25 @ DAL
Grizzlies' Last Loss		
Overall:	121-116	12/3/24 @ DAL
Home:	120-113	12/11/23 @ MEM
Away:	121-116	12/3/24 @ DAL
Longest Winning Streaks		
Overall:	3 (6x)	1/6/25 – 4/13/25
Home:	5	1/15/11 – 2/27/13
Away:	3 (2x)	3/13/23 – 1/9/24
Longest Losing Streaks		
Overall:	13	12/9/05 – 12/23/08
Home:	8 (2x)	11/27/04 – 2/22/08
Away:	9 (2x)	2/23/06 – 4/7/10

2024-25 SEASON SERIES STATISTICS

MEMPHIS VS. DALLAS

PLAYER	G-GS	MIN	FG-FGA	PCT	3FG-FGA	PCT	FT-FTA	PCT	OFF	DEF	TOT	AST	PF	DQ	STL	TO	BLK	PTS	AVG
Morant	2-2	67	24-51	.471	4-11	.364	10-12	.833	1	5	6	12	4	0	4	9	0	62	31.0
Stevens	1-1	36	14-25	.560	2-8	.250	1-2	.500	1	5	6	3	3	0	0	3	0	31	31.0
Jackson Jr.	2-2	64	18-37	.486	3-9	.333	12-16	.750	5	15	20	7	8	1	4	5	2	51	25.5
Bane	2-2	69	19-38	.500	4-11	.364	4-4	1.000	1	18	19	9	9	0	4	3	3	46	23.0
Bagley	1-1	31	11-18	.611	0-2	.000	3-4	.750	5	7	12	3	2	0	1	1	0	25	25.0
Huff	3-0	72	16-25	.640	7-15	.467	2-2	1.000	3	5	8	3	6	0	5	5	6	41	13.7
Spencer	2-1	47	9-22	.409	6-16	.375	2-2	1.000	2	0	2	8	4	0	3	0	0	26	13.0
Williams Jr.	2-1	49	8-14	.571	4-6	.667	4-4	1.000	6	9	15	6	2	0	1	0	1	24	12.0
Wells	3-3	78	9-24	.375	4-14	.286	10-11	.909	6	13	19	4	7	0	2	0	1	32	10.7
Aldama	2-1	50	10-14	.714	1-3	.333	0-0	---	3	10	13	6	4	0	2	2	1	21	10.5
Clarke	3-1	63	13-23	.565	0-0	---	5-7	.714	5	11	16	5	7	0	1	2	5	31	10.3
Pippen Jr.	3-1	60	10-24	.417	4-9	.444	3-4	.750	3	8	11	12	6	0	9	5	1	27	9.0
Kennard	3-0	56	8-17	.471	4-9	.444	0-0	---	0	6	6	7	1	0	2	4	1	20	6.7
Edey	2-2	35	6-15	.400	0-1	.000	0-0	---	11	4	15	0	5	0	0	4	5	12	6.0
Kawamura	2-0	30	3-9	.333	3-8	.375	3-3	1.000	0	6	6	6	3	0	1	1	0	12	6.0
LaRavia	2-0	38	2-8	.250	0-3	.000	7-8	.875	2	2	4	5	4	0	0	4	0	11	5.5
Jackson II	2-1	47	4-16	.250	2-4	.500	0-0	---	1	5	6	3	2	0	0	3	1	10	5.0
Konchar	2-1	44	3-8	.375	0-4	.000	1-1	1.000	5	15	20	5	1	0	6	1	0	7	3.5
Smart	1-0	25	0-7	.000	0-4	.000	0-0	---	2	0	2	6	3	0	3	2	0	0	0.0
GRIZZLIES	**4-**	**960**	**187-395**	**.473**	**48-137**	**.350**	**67-80**	**.838**	**62**	**144**	**206**	**110**	**81**	**1**	**48**	**57**	**27**	**489**	**122.3**

DALLAS VS. MEMPHIS

PLAYER	G-GS	MIN	FG-FGA	PCT	3FG-FGA	PCT	FT-FTA	PCT	OFF	DEF	TOT	AST	PF	DQ	STL	TO	BLK	PTS	AVG
Doncic	1-1	40	11-22	.500	5-9	.556	10-16	.625	3	9	12	4	4	0	4	3	1	37	37.0
Marshall	3-3	100	20-49	.408	4-14	.286	12-14	.857	8	18	26	7	5	0	4	7	0	56	18.7
Washington	2-2	70	13-32	.406	6-14	.429	3-6	.500	2	16	18	12	8	0	4	6	2	35	17.5
Lively II	2-2	65	14-21	.667	0-0	---	3-7	.429	11	12	23	4	7	0	0	5	6	31	15.5
Edwards	1-1	29	4-9	.444	3-4	.750	2-2	1.000	1	2	3	3	2	0	2	1	1	13	13.0
Gafford	3-1	42	14-17	.824	0-0	---	8-11	.727	6	6	12	1	4	0	2	2	4	36	12.0
Thompson	3-3	76	12-40	.300	6-20	.300	4-4	1.000	2	8	10	7	1	0	1	4	5	34	11.3
Hardy	3-0	59	11-27	.407	5-14	.357	5-6	.833	0	7	7	5	5	0	2	9	1	32	10.7
Williams	3-1	42	10-17	.588	4-8	.500	8-12	.667	2	7	9	6	2	0	1	3	1	32	10.7
Dinwiddie	4-0	121	10-35	.286	7-19	.368	13-14	.929	0	7	7	18	8	0	1	9	2	40	10.0
Irving	1-1	35	3-14	.214	0-4	.000	4-4	1.000	3	3	6	2	4	0	1	4	0	10	10.0
Christie	2-2	73	9-24	.375	2-8	.250	2-2	1.000	1	9	10	5	5	0	2	6	1	22	11.0
Grimes	2-0	46	6-18	.333	2-10	.200	3-3	1.000	0	8	8	7	5	0	1	4	0	17	8.5
K. Jones	1-0	26	5-7	.714	0-1	.000	1-2	.500	2	6	8	2	0	0	1	2	0	11	11.0
C. Martin	2-0	36	4-9	.444	0-3	.000	0-0	---	1	6	7	3	2	0	1	1	1	8	4.0
Exum	2-2	35	3-11	.273	1-5	.200	0-0	---	1	3	4	4	3	0	0	0	0	7	3.5
Powell	3-0	30	3-6	.500	1-2	.500	1-2	.500	4	3	7	2	3	0	1	2	0	8	2.7
Kleber	2-1	33	2-4	.500	0-2	.000	0-0	---	1	4	5	1	3	0	0	2	1	4	2.0
Prosper	1-0	1	0-0	---	0-0	---	0-0	---	0	0	0	0	0	0	0	0	0	0	0.0
MAVERICKS	**4-**	**960**	**154-362**	**.425**	**46-137**	**.336**	**79-105**	**.752**	**48**	**134**	**182**	**93**	**71**	**0**	**28**	**70**	**26**	**433**	**108.3**

OPPONENTS

DALLAS MAVERICKS

SERIES RECORDS

Overall: 40-76
Home: 22-36
Road: 18-40

2025-26 SCHEDULE

11/7/25	@ MEM	2/27/26	@ DAL
11/22/25	@ DAL	4/1/26	@ MEM

ALL-TIME SERIES

DATE	@	W/L	GRIZZ	OPP
11/7/95	@	L	88	99
11/13/95		L	89	94
12/28/95 **	@	L	101	103
3/1/96		L	111	119
1995-96 SEASON: 0-4			**H: 0-2**	**A: 0-2**
12/7/96	@	L	85	96
12/19/96		L	98	105
2/17/97		L	95	100
4/12/97	@	W	96	85
1996-97 SEASON: 1-3			**H: 0-2**	**A: 1-1**
10/31/97		L	88	90
11/4/97	@	L	87	92
2/2/98	@	L	90	104
3/31/98		L	101	104
1997-98 SEASON: 0-4			**H: 0-2**	**A: 0-2**
2/24/99		W	96	92
3/13/99	@	L	74	91
4/27/99	@	L	75	84
1998-99 SEASON: 1-2			**H: 1-0**	**A: 0-2**
12/7/99	@	W	104	95
2/6/00 *		L	99	103
4/2/00		L	86	100
4/16/00	@	L	106	114
1999-00 SEASON: 1-3			**H: 0-2**	**A: 1-1**
11/8/00	@	W	101	74
11/18/00		L	88	91
1/25/01	@	L	83	120
2/27/01		L	112	116
2000-01 SEASON: 1-3			**H: 0-2**	**A: 1-1**
11/4/01		L	85	94
1/17/02		L	97	108
2/26/02	@	L	91	104
3/23/02	@	L	100	111
2001-02 SEASON: 0-4			**H: 0-2**	**A: 0-2**
10/30/02		L	108	119
12/14/02	@	L	87	104
2/14/03		L	103	110
3/1/03	@	L	87	114
2002-03 SEASON: 0-4			**H: 0-2**	**A: 0-2**
11/15/03 *		W	108	101
12/27/03	@	L	98	104
2/17/04		W	109	92
4/13/04	@	L	103	110
2003-04 SEASON: 2-2			**H: 2-0**	**A: 0-2**
11/6/04	@	L	88	112
11/27/04		L	85	98
4/11/05	@	L	89	110
4/20/05		L	88	108
2004-05 SEASON: 0-4			**H: 0-2**	**A: 0-2**
11/26/05	@	W	112	92
12/9/05		L	83	90
2/1/06		L	80	81
2/23/06	@	L	87	97
2005-06 SEASON: 1-3			**H: 0-2**	**A: 1-1**

DATE	@	W/L	GRIZZ	OPP
11/17/06		L	103	115
11/18/06	@	L	84	89
1/31/07		L	94	95
2/7/07	@	L	97	113
2006-07 SEASON: 0-4			**H: 0-2**	**A: 0-2**
11/17/07	@	L	105	108
1/28/08		L	84	103
2/8/08	@	L	81	92
2/22/08		L	83	98
2007-08 SEASON: 0-4			**H: 0-2**	**A: 0-2**
11/21/08	@	L	76	91
12/23/08	@	L	82	100
1/4/09		W	102	82
4/3/09		W	107	102
2008-09 SEASON: 2-2			**H: 2-0**	**A: 0-2**
12/4/09		W	98	82
12/26/09	@	L	101	106
3/31/10 *		L	102	106
4/7/10	@	L	84	110
2009-10 SEASON: 1-3			**H: 1-1**	**A: 0-2**
10/29/10	@	W	91	90
11/10/10		L	91	106
1/15/11		W	89	70
3/6/11	@	W	104	103
2010-11 SEASON: 3-1			**H: 1-1**	**A: 2-0**
2/29/12		W	96	85
4/4/12	@	L	85	95
4/7/12		W	94	89
2011-12 SEASON: 2-1			**H: 2-0**	**A: 0-1**
12/21/12		W	92	82
1/12/13	@	L	83	104
2/27/13		W	90	84
4/15/13	@	W	103	97
2012-13 SEASON: 3-1			**H: 2-0**	**A: 1-1**
11/2/13	@	L	99	111
12/18/13	@	L	91	105
2/5/14		L	96	110
4/16/14 *		W	106	105
2013-14 SEASON: 1-3			**H: 1-1**	**A: 0-2**
12/9/14		W	114	105
1/19/15		L	95	103
1/27/15	@	W	109	90
3/20/15	@	W	112	101
2014-15 SEASON: 3-1			**H: 1-1**	**A: 2-0**
11/24/15		W	110	96
12/18/15	@	L	88	97
2/6/16 *		L	110	114
4/8/16	@	L	93	103
2015-16 SEASON: 1-3			**H: 1-1**	**A: 0-2**
11/18/16	@	W	80	64
3/3/17	@	L	100	104
3/31/17		W	99	90
4/12/17		L	93	100
2016-17 SEASON: 2-2			**H: 1-1**	**A: 1-1**

DATE	@	W/L	GRIZZ	OPP
10/25/17	@	L	94	103
10/26/17		W	96	91
11/22/17		L	94	95
3/10/18	@	L	80	114
2017-18 SEASON: 1-3			**H: 1-1**	**A: 0-2**
11/19/18		W	98	88
3/2/19	@	W	111	81
4/5/19	@	W	122	112
4/7/19 *		L	127	129
2018-19 SEASON: 3-1			**H: 1-1**	**A: 2-0**
11/9/19		L	122	138
2/5/20	@	W	121	107
3/6/20	@	L	96	121
2019-20 SEASON: 1-2			**H: 0-1**	**A: 1-1**
2/22/21	@	L	92	102
4/14/21		L	113	114
5/11/21		W	133	104
2020-21 SEASON: 1-2			**H: 0-1**	**A: 1-1**
12/4/21	@	W	97	90
12/8/21		L	96	104
1/14/22		L	85	112
1/23/22	@	L	91	104
2021-22 SEASON: 1-3			**H: 0-2**	**A: 1-1**
10/22/22	@	L	96	137
3/11/23		W	112	108
3/13/23	@	W	104	88
3/20/23		W	112	108
2022-23 SEASON: 3-1			**H: 2-0**	**A: 1-1**
10/30/23		L	110	125
12/1/23	@	W	108	94
12/11/23		L	113	120
1/9/24	@	W	120	103
2023-24 SEASON: 2-2			**H: 0-2**	**A: 2-0**
12/3/24 ^	@	L	116	121
1/6/25		W	119	104
3/7/25	@	W	122	111
4/13/25		W	132	97
2024-25 SEASON: 3-1			**H: 2-0**	**A: 1-1**

*** OT | ** 2OT | *** 3OT | ^ CUP**

DENVER NUGGETS

WESTERN CONFERENCE
NORTHWEST DIVISION

Home Court: Ball Arena -19,520
Office: 1000 Chopper Circle, Denver, CO 80204
Phone: (303) 405-1100
Website: nuggets.com

Owner: E. Stanley Kroenke
KSE Vice Chairman: Josh Kroenke
Executive Vice President of Basketball Operations: Ben Tenzer
Executive Vice President of Player Personnel: Jonathan Wallace
Head Coach: David Adelman
Assistant Coaches: Jared Dudley, JJ Barea, Mike Noser, Andrew Munson, Chase Buford, John Beckett, Ognjen Stojakovic, Rodney Billups, Elvis Valcarcel
Vice President of Sports Medicine and Allied Practice: Steve Short
Communications: Nick O'Hayre, Cody Wise, Makalah Emanuel
Television: Altitude Sports & Entertainment, Chris Marlowe, Scott Hastings, Chris Dempsey, Vic Lombardi, Katy Winge
Radio: Altitude Radio Network (92.5 FM), Jason Kosmicki

Key Numbers

Grizzlies' Largest Win	30	1/29/15	@ MEM
Grizzlies' Most PTS	137	4/19/21	@ DEN
Grizzlies' Fewest PTS	73	11/9/02	@ DEN
Nuggets' Largest Win	29	1/3/15	@ DEN
Nuggets' Most PTS	139	4/19/21	@ DEN
Nuggets' Fewest PTS	69	1/29/15	@ MEM

Streaks

Grizzlies' Last Win			
Overall:	105-90	11/17/24	@ MEM
Home:	105-90	11/17/24	@ MEM
Away:	122-118	1/21/22	@ DEN
Grizzlies' Last Loss			
Overall:	117-109	4/11/25	@ DEN
Home:	122-110	11/19/24	@ MEM
Away:	117-109	4/11/25	@ DEN
Longest Winning Streaks			
Overall:	5	1/29/15 – 2/29/16	
Home:	6	12/29/12 – 1/8/16	
Away:	4	1/21/16 – 2/26/17	
Longest Losing Streaks			
Overall:	9	12/26/99 – 3/1/02	
Home:	4	1/30/08 – 3/18/09	
Away:	17	3/12/98 – 3/6/06	

2024-25 SEASON SERIES STATISTICS

MEMPHIS VS. DENVER

PLAYER	G-GS	MIN	FG-FGA	PCT	3FG-FGA	PCT	FT-FTA	PCT	OFF	DEF	TOT	AST	PF	DQ	STL	TO	BLK	PTS	AVG
Morant	1-1	34	8-21	.381	2-8	.250	3-5	.600	1	1	2	6	2	0	1	3	0	21	21.0
Jackson Jr.	3-3	96	22-50	.440	6-20	.300	7-9	.778	4	11	15	5	9	0	2	8	10	57	19.0
Aldama	3-0	78	18-31	.581	6-15	.400	0-2	.000	2	14	16	6	4	0	5	5	1	42	14.0
Bane	3-3	92	15-41	.366	4-20	.200	6-8	.750	2	20	22	13	8	0	2	7	1	40	13.3
Pippen Jr.	3-2	82	11-33	.333	4-14	.286	11-16	.688	6	4	10	17	8	0	5	3	1	37	12.3
Wells	2-2	45	9-24	.375	3-8	.375	2-3	.667	2	2	4	2	2	0	1	2	2	23	11.5
Clarke	2-2	44	8-13	.615	0-2	.000	2-2	1.000	5	6	11	2	5	0	2	1	0	18	9.0
Kennard	3-0	73	9-17	.529	5-11	.455	3-5	.600	0	10	10	11	3	0	2	4	0	26	8.7
Huff	2-0	24	6-10	.600	3-6	.500	1-2	.500	1	1	2	1	3	0	0	1	1	16	8.0
Edey	2-1	48	6-11	.545	0-1	.000	3-6	.500	6	17	23	3	6	0	2	3	4	15	7.5
LaRavia	2-0	48	5-14	.357	1-3	.333	4-4	1.000	3	8	11	9	4	0	1	1	4	15	7.5
Williams Jr.	3-1	36	4-15	.267	1-8	.125	0-0	---	2	7	9	6	8	0	1	7	1	9	3.0
Konchar	3-0	18	2-4	.500	1-3	.333	0-0	---	2	4	6	0	1	0	3	1	0	5	1.7
Castleton	1-0	0	0-0	---	0-0	---	0-0	---	0	0	0	0	0	0	0	0	0	0	0.0
Kawamura	1-0	0	0-0	---	0-0	---	0-0	---	0	0	0	0	0	0	0	0	0	0	0.0
Stevens	1-0	0	0-1	.000	0-1	.000	0-0	---	0	0	0	0	0	0	0	0	0	0	0.0
GRIZZLIES	**3-**	**720**	**123-285**	**.432**	**36-120**	**.300**	**42-62**	**.677**	**36**	**105**	**141**	**81**	**63**	**0**	**27**	**48**	**25**	**324**	**108.0**

DENVER VS. MEMPHIS

PLAYER	G-GS	MIN	FG-FGA	PCT	3FG-FGA	PCT	FT-FTA	PCT	OFF	DEF	TOT	AST	PF	DQ	STL	TO	BLK	PTS	AVG
Gordon	1-1	41	13-23	.565	2-7	.286	5-6	.833	4	1	5	0	3	0	1	0	1	33	33.0
Jokic	1-1	41	11-19	.579	1-2	.500	3-7	.429	3	13	16	13	3	0	2	5	0	26	26.0
Murray	3-3	105	21-47	.447	7-20	.350	6-8	.750	2	13	15	20	8	0	6	13	4	55	18.3
Braun	3-3	102	17-32	.531	0-6	.000	10-12	.833	3	10	13	11	8	0	5	3	0	44	14.7
Porter Jr.	3-3	97	17-41	.415	0-10	.000	7-12	.583	8	18	26	4	6	0	1	3	1	41	13.7
Westbrook	3-0	82	13-31	.419	4-10	.400	8-11	.727	1	15	16	21	4	0	5	10	2	38	12.7
Strawther	2-0	45	8-20	.400	5-11	.455	4-6	.667	0	9	9	3	5	0	3	0	2	25	12.5
Watson	3-2	73	12-25	.480	3-9	.333	3-3	1.000	2	13	15	5	7	1	2	4	3	30	10.0
Saric	2-2	51	6-16	.375	4-9	.444	2-2	1.000	2	13	15	4	6	0	4	3	0	18	9.0
Cancar	2-0	25	3-5	.600	1-2	.500	0-0	---	2	3	5	0	4	0	0	2	0	7	3.5
Jordan	3-0	29	5-8	.625	0-0	---	0-0	---	2	4	6	0	3	0	2	0	0	10	3.3
Nnaji	2-0	7	1-2	.500	0-1	.000	0-0	---	0	1	1	0	0	0	0	1	0	2	1.0
Alexander	2-0	11	0-3	.000	0-1	.000	0-0	---	0	0	0	1	1	0	0	0	0	0	0.0
Hall	1-0	1	0-0	---	0-0	---	0-0	---	0	0	0	0	0	0	0	0	0	0	0.0
Pickett	1-0	10	0-2	.000	0-2	.000	0-0	---	1	1	2	2	0	0	2	0	0	0	0.0
Tyson	1-0	1	0-1	.000	0-1	.000	0-0	---	0	0	0	0	0	0	0	0	0	0	0.0
NUGGETS	**3-**	**720**	**127-275**	**.462**	**27-91**	**.297**	**48-67**	**.716**	**30**	**114**	**144**	**84**	**58**	**1**	**33**	**47**	**13**	**329**	**109.7.**

OPPONENTS

DENVER NUGGETS

SERIES RECORDS

Overall: 41-68
Home: 31-24
Road: 10-44

2025-26 SCHEDULE

11/24/25	@ MEM	2/11/26	@ DEN
1/25/26	@ MEM	4/8/26	@ DEN

ALL-TIME SERIES

DATE	@	W/L	GRIZZ	OPP
1/10/96		L	85	91
3/2/96	@	L	82	108
3/28/96		L	88	92
4/19/96	@	W	92	78
1995-96 SEASON: 1-3			**H: 0-2**	**A: 1-1**
12/20/96	@	L	93	108
1/22/97	@	L	84	94
1/25/97		L	82	83
3/21/97		W	108	101
1996-97 SEASON: 1-3			**H: 1-1**	**A: 0-2**
11/18/97	@	W	100	87
11/21/97		W	99	96
1/20/98		W	88	77
3/12/98	@	L	93	98
1997-98 SEASON: 3-1			**H: 2-0**	**A: 1-1**
2/28/99	@	L	112	116
3/15/99	@	L	84	110
3/30/99		W	101	87
4/7/99		L	84	87
1998-99 SEASON: 1-3			**H: 1-1**	**A: 0-2**
11/6/99		W	109	94
12/23/99		W	93	91
12/26/99	@	L	86	109
1/24/00	@	L	98	110
1999-00 SEASON: 2-2			**H: 2-0**	**A: 0-2**
11/20/00		L	92	95
1/9/01		L	105	112
1/17/01		L	97	121
4/7/01		L	97	98
2000-01 SEASON: 0-4			**H: 0-2**	**A: 0-2**
12/13/01	@	L	86	89
2/14/02		L	85	100
3/1/02	@	L	83	96
4/9/02		W	97	86
2001-02 SEASON: 1-3			**H: 1-1**	**A: 0-2**
11/9/02	@	L	73	84
12/11/02		W	96	93
2/2/03	@	L	78	93
3/5/03		W	96	86
2002-03 SEASON: 2-2			**H: 2-0**	**A: 0-2**
12/22/03	@	L	99	106
1/25/04		W	106	88
2/9/04	@	L	83	86
2/23/04		W	109	106
2003-04 SEASON: 2-2			**H: 2-0**	**A: 2-0**
1/21/05	@	L	82	92
2/25/05 *		L	94	97
4/5/05		L	91	94
4/15/05	@	L	102	111
2004-05 SEASON: 0-4			**H: 0-2**	**A: 0-2**
11/20/05	@	L	83	99
3/6/06	@	L	101	115
3/17/06		W	116	102
2005-06 SEASON: 1-2			**H: 1-0**	**A: 0-2**

DATE	@	W/L	GRIZZ	OPP
11/28/06	@	W	108	96
1/22/07	@	L	98	115
2/26/07		L	107	111
4/14/07		W	133	118
2006-07 SEASON: 2-2			**H: 1-1**	**A: 1-1**
1/30/08		L	102	106
3/12/08	@	L	86	108
3/24/08		L	106	120
4/16/08	@	L	111	120
2007-08 SEASON: 0-4			**H: 0-2**	**A: 0-2**
11/9/08	@	L	90	100
1/27/09		L	85	100
3/18/09		L	109	111
2008-09 SEASON: 0-3			**H: 0-2**	**A: 0-1**
11/1/09	@	L	123	133
12/20/09		W	102	96
3/13/10		L	108	125
4/12/10	@	L	101	123
2009-10 SEASON: 1-3			**H: 1-1**	**A: 0-2**
12/5/10	@	L	107	108
2/13/11		W	116	108
2/22/11	@	L	107	120
2010-11 SEASON: 1-2			**H: 1-0**	**A: 0-2**
1/31/12 *		W	100	97
2/17/12		W	103	102
3/11/12	@	W	94	91
2011-12 SEASON: 3-0			**H: 2-0**	**A: 1-0**
11/19/12		L	92	97
12/14/12	@	L	94	99
12/29/12		W	81	72
3/15/13	@	L	80	87
2012-13 SEASON: 1-3			**H: 1-1**	**A: 0-2**
12/28/13		W	120	99
1/3/14	@	L	108	111
3/31/14	@	W	94	92
4/4/14		W	100	92
2013-14 SEASON: 3-1			**H: 2-0**	**A: 1-1**
1/3/15	@	L	85	114
1/29/15		W	99	69
3/16/15		W	92	81
2014-15 SEASON: 2-1			**H: 2-0**	**A: 0-1**
1/8/16		W	91	84
1/21/16	@	W	102	101
2/29/16	@	W	103	96
3/30/16		L	105	109
2015-16 SEASON: 3-1			**H: 1-1**	**A: 2-0**
11/8/16		W	108	107
2/1/17	@	W	119	99
2/26/17	@	W	105	98
2016-17 SEASON: 3-0			**H: 1-0**	**A: 2-0**

DATE	@	W/L	GRIZZ	OPP
11/24/17	@	L	92	104
1/12/18	@	L	78	87
3/2/18		L	102	108
3/17/18		W	101	94
2017-18 SEASON: 1-3			**H: 1-1**	**A: 0-2**
11/7/18		W	89	87
12/10/18	@	L	99	105
1/28/19		L	92	95
2018-19 SEASON: 1-2			**H: 1-1**	**A: 0-1**
11/17/19		L	114	131
12/28/19	@	L	110	119
1/28/20		W	104	96
2019-20 SEASON: 1-2			**H: 1-1**	**A: 0-1**
3/12/21		L	102	103
4/19/21 **	@	L	137	139
4/26/21	@	L	96	120
2020-21 SEASON: 0-3			**H: 0-1**	**A: 0-2**
11/1/21		W	106	97
11/3/21		W	108	106
1/21/22	@	W	122	118
4/7/22	@	L	109	122
2021-22 SEASON: 3-1			**H: 2-0**	**A: 1-1**
12/20/22	@	L	91	105
2/25/23		W	112	94
3/3/23	@	L	97	113
2022-23 SEASON: 1-2			**H: 1-0**	**A: 0-2**
10/27/23		L	104	108
12/28/23	@	L	105	142
3/25/24	@	L	103	128
4/14/24		L	111	126
2023-24 SEASON: 0-4			**H: 0-2**	**A: 0-2**
11/17/24		W	105	90
11/19/24		L	110	122
4/11/25	@	L	109	117
2024-25 SEASON: 1-2			**H: 1-1**	**A: 0-1**

* OT | ** 2OT | *** 3OT

DETROIT PISTONS

EASTERN CONFERENCE
CENTRAL DIVISION

Home Court: Little Caesars Arena – 20,062
Office: 6201 Second Avenue, Detroit, MI 48202
Phone: (313) 747-8667
Website: pistons.com

Owner: Tom Gores
Vice Chairman: Arn Tellem
President of Basketball Operations: Trajan Langdon
Head Coach: J.B. Bickerstaff
Assistant Coaches: Jerome Allen, Kevin Burleson, Josh Estes, Jarrett Jack, Sidney Lowe, Vitaly Potapenko, Steve Scalzi, Fred Vinson, Luke Walton
Senior Director of Medical: Sebastien Poirier
Communications: Kevin Grigg, Cletus Lewis, Mike Horan, Corey Moore, Ben Bagley
Television: FanDuel Sports Network Detroit, George Blaha, Greg Kelser
Radio: 97.1 The Ticket, Mark Champion, Rick Mahorn, Lindsey Hunter, George Blaha

Key Numbers

Grizzlies' Largest Win	30	1/6/22	@ MEM
Grizzlies' Most PTS	132	2/10/22	@ DET
Grizzlies' Fewest PTS	67	12/21/07	@ DET
Pistons' Largest Win	27	12/21/07	@ DET
Pistons' Most PTS	118	11/24/00	@ DET
Pistons' Fewest PTS	68	12/11/04	@ MEM

Streaks

Grizzlies' Last Win		
Overall:	131-111	11/27/24 @ MEM
Home:	131-111	11/27/24 @ MEM
Away:	109-103	4/5/25 @ DET
Grizzlies' Last Loss		
Overall:	111-97	5/6/21 @ DET
Home:	101-94	1/2/19 @ MEM
Away:	111-97	5/6/21 @ DET
Longest Winning Streaks		
Overall:	10	1/27/10 – 11/15/14
Home:	6 (2x)	2/3/20 – 11/27/24
Away:	6	3/15/09 – 1/5/14
Longest Losing Streaks		
Overall:	7	12/19/05 – 1/19/09
Home:	5	12/19/05 – 10/28/09
Away:	5	3/10/00 – 1/31/04

2024-25 SEASON SERIES STATISTICS

MEMPHIS VS. DETROIT

PLAYER	G-GS	MIN	FG-FGA	PCT	3FG-FGA	PCT	FT-FTA	PCT	OFF	DEF	TOT	AST	PF	DQ	STL	TO	BLK	PTS	AVG
Smart	1-0	20	8-12	.667	7-11	.636	2-2	1.000	3	1	4	5	0	0	3	2	0	25	25.0
Bane	2-2	61	16-29	.552	4-10	.400	4-4	1.000	1	13	14	10	2	0	1	7	0	40	20.0
Jackson Jr.	2-2	57	14-39	.359	1-13	.077	10-14	.714	7	10	17	4	5	0	3	4	1	39	19.5
LaRavia	1-0	25	8-9	.889	3-4	.750	0-0	---	0	2	2	3	3	0	0	1	1	19	19.0
Pippen Jr.	2-2	60	14-22	.636	3-5	.600	3-5	.600	1	12	13	7	7	0	4	8	2	34	17.0
Clarke	1-1	19	6-7	.857	0-0	---	1-2	.500	1	4	5	2	3	0	1	0	1	13	13.0
Wells	2-2	62	5-19	.263	4-14	.286	6-6	1.000	3	2	5	4	1	0	3	3	0	20	10.0
Aldama	2-0	46	7-13	.538	1-6	.167	3-4	.750	2	9	11	3	5	0	0	2	0	18	9.0
Huff	2-0	29	3-11	.273	2-8	.250	5-6	.833	0	2	2	3	5	0	0	1	1	13	6.5
Edey	1-1	29	3-8	.375	0-2	.000	0-2	.000	7	14	21	6	4	0	0	1	1	6	6.0
Kennard	2-0	47	4-11	.364	0-4	.000	0-0	---	0	7	7	3	2	0	1	0	0	8	4.0
Spencer	1-0	5	1-1	1.000	1-1	1.000	0-0	---	0	0	0	0	0	0	0	0	0	3	3.0
Kawamura	1-0	3	1-1	1.000	0-0	---	0-0	---	0	0	0	0	1	0	0	1	0	2	2.0
Jackson II	1-0	11	0-5	.000	0-0	---	0-0	---	2	2	4	0	1	0	1	0	0	0	0.0
Konchar	1-0	4	0-0	---	0-0	---	0-0	---	0	1	1	0	0	0	0	0	0	0	0.0
GRIZZLIES	**2-**	**480**	**90-187**	**.481**	**26-78**	**.333**	**34-45**	**.756**	**27**	**79**	**106**	**50**	**39**	**0**	**17**	**32**	**7**	**240**	**120.0**

DETROIT VS. MEMPHIS

PLAYER	G-GS	MIN	FG-FGA	PCT	3FG-FGA	PCT	FT-FTA	PCT	OFF	DEF	TOT	AST	PF	DQ	STL	TO	BLK	PTS	AVG
Cunningham	1-1	28	9-24	.375	2-6	.333	5-7	.714	1	8	9	4	4	0	0	2	1	25	25.0
Ivey	1-1	18	6-10	.600	3-5	.600	2-4	.500	0	0	0	1	2	0	1	7	0	17	17.0
Schroder	1-1	30	3-8	.375	2-4	.500	2-2	1.000	0	2	2	4	1	0	0	0	0	10	10.0
Sasser	2-0	42	12-21	.571	3-7	.429	2-2	1.000	3	1	4	7	3	0	4	2	0	29	14.5
Beasley	2-1	54	8-22	.364	5-16	.313	0-0	---	1	4	5	3	1	0	2	0	0	21	10.5
Thompson	2-2	52	8-14	.571	0-2	.000	5-10	.500	5	10	15	9	7	0	2	1	1	21	10.5
Fontecchio	2-0	38	7-13	.538	3-8	.375	3-3	1.000	1	5	6	1	2	0	2	2	1	20	10.0
Hardaway Jr.	2-2	54	6-20	.300	1-11	.091	6-6	1.000	0	7	7	6	0	0	0	1	0	19	9.5
Holland II	2-0	36	6-9	.667	2-2	1.000	3-6	.500	0	3	3	0	2	0	1	1	2	17	8.5
Stewart	2-1	52	7-17	.412	2-8	.250	0-0	---	1	9	10	4	5	0	2	3	3	16	8.0
Duren	1-1	21	2-5	.400	0-0	---	2-2	1.000	1	6	7	3	3	0	0	2	1	6	6.0
Reed	2-0	26	2-10	.200	1-5	.200	4-4	1.000	4	6	10	3	5	0	1	1	0	9	4.5
Moore Jr.	1-0	22	1-4	.250	0-2	.000	2-2	1.000	0	7	7	2	1	0	0	2	1	4	4.0
Swider	1-0	9	0-4	.000	0-4	.000	0-0	---	0	1	1	1	0	0	0	0	0	0	0.0
PISTONS	**2-**	**480**	**77-181**	**.425**	**24-80**	**.300**	**36-48**	**.750**	**17**	**69**	**86**	**48**	**36**	**0**	**15**	**27**	**10**	**214**	**107.0**

DETROIT PISTONS

SERIES RECORDS

Overall: 32-27
Home: 16-13
Road: 16-14

2025-26 SCHEDULE

11/3/25	@ MEM
3/13/26	@ DET

ALL-TIME SERIES

DATE	@	W/L	GRIZZ	OPP
12/7/95		L	84	93
3/26/96	@	L	75	86
1995-96 SEASON: 0-2			**H: 0-1**	**A: 0-1**
11/27/96	@	L	78	87
1/15/97		L	79	103
1996-97 SEASON: 0-2			**H: 0-1**	**A: 0-1**
11/9/97 *		W	104	96
11/30/97	@	W	97	95
1997-98 SEASON: 2-0			**H: 1-0**	**A: 1-0**
NO GAMES				
1998-99 SEASON: 0-0			**H: 0-0**	**A: 0-0**
3/10/00	@	L	97	111
3/19/00		L	99	101
1999-00 SEASON: 0-2			**H: 0-1**	**A: 0-1**
11/24/00	@	L	96	118
12/5/00		W	91	83
2000-01 SEASON: 1-1			**H: 1-0**	**A: 0-1**
11/1/01		L	80	90
11/24/01	@	L	84	91
2001-02 SEASON: 0-2			**H: 0-1**	**A: 0-1**
11/1/02	@	L	86	109
4/13/03 **		L	107	110
2002-03 SEASON: 0-2			**H: 0-1**	**A: 0-1**
11/19/03		L	92	99
1/31/04	@	L	78	80
2003-04 SEASON: 0-2			**H: 0-1**	**A: 0-1**
12/11/04		W	72	68
1/6/05	@	W	101	79
2004-05 SEASON: 2-0			**H: 1-0**	**A: 1-0**
12/19/05 **		L	104	106
1/27/06	@	L	89	95
2005-06 SEASON: 0-2			**H: 0-1**	**A: 0-1**
11/4/06	@	L	86	95
3/3/07		L	89	92
2006-07 SEASON: 0-2			**H: 0-1**	**A: 0-1**
12/11/07		L	103	113
12/21/07	@	L	67	94
2007-08 SEASON: 0-2			**H: 0-1**	**A: 0-1**
1/19/09		L	79	87
3/15/09	@	W	89	84
2008-09 SEASON: 1-1			**H: 0-1**	**A: 1-0**
10/28/09		L	74	96
1/27/10	@	W	99	93
2009-10 SEASON: 1-1			**H: 0-1**	**A: 1-0**
11/24/10		W	105	84
1/12/11	@	W	107	99
2010-11 SEASON: 2-0			**H: 1-0**	**A: 1-0**
1/20/12	@	W	98	81
3/3/12		W	100	83
2011-12 SEASON: 2-0			**H: 1-0**	**A: 1-0**
11/30/12		W	90	78
2/19/13	@	W	105	91
2012-13 SEASON: 2-0			**H: 1-0**	**A: 1-0**
11/1/13 *		W	111	108
1/5/14	@	W	112	84
2013-14 SEASON: 2-0			**H: 1-0**	**A: 1-0**
11/15/14		W	95	88
3/17/15	@	L	95	105
2014-15 SEASON: 1-1			**H: 1-0**	**A: 0-1**
12/9/15	@	W	93	92
1/14/16		W	103	101
2015-16 SEASON: 2-0			**H: 1-0**	**A: 1-0**
12/21/16	@	W	98	86
4/9/17		L	90	103
2016-17 SEASON: 1-1			**H: 0-1**	**A: 1-0**
2/1/18	@	L	102	104
4/8/18		W	130	117
2017-18 SEASON: 1-1			**H: 1-0**	**A: 0-1**
1/2/19		L	94	101
4/9/19	@	L	93	100
2018-19 SEASON: 0-2			**H: 0-1**	**A: 0-1**
1/24/20	@	W	125	112
2/3/20		W	96	82
2019-20 SEASON: 2-0			**H: 1-0**	**A: 1-0**
2/19/21		W	109	95
5/6/21	@	L	97	111
2020-21 SEASON: 1-1			**H: 1-0**	**A: 0-1**
1/6/22		W	118	88
2/10/22	@	W	132	107
2021-22 SEASON: 2-0			**H: 1-0**	**A: 1-0**
12/4/22	@	W	122	112
12/9/22		W	114	103
2022-23 SEASON: 2-0			**H: 1-0**	**A: 1-0**
12/6/23	@	W	116	102
4/1/24	@	W	110	108
4/5/24		W	108	90
2023-24 SEASON: 3-0			**H: 1-0**	**A: 2-0**
11/27/24		W	131	111
4/5/25	@	W	109	103
2024-25 SEASON: 2-0			**H: 1-0**	**A: 1-0**

*** OT | ** 2OT | *** 3OT**

GOLDEN STATE WARRIORS

WESTERN CONFERENCE
PACIFIC DIVISION

Home Court: Chase Center – 18,064
Office: 1 Warriors Way, San Francisco, CA 94158
Phone: (415) 388-0100
Website: warriors.com

Co-Executive Chairman & CEO: Joe Lacob
Co-Executive Chairman: Peter Guber
President & COO: Brandon Schneider
General Manager: Mike Dunleavy
Head Coach: Steve Kerr
Assistant Coaches: Ron Adams, Chris DeMarco, Bruce Fraser, Khalid Robinson, Jacob Rubin, Jerry Stackhouse, Terry Stotts, Kris Weems, Anthony Vereen
VP, Player Health and Performance: Dr. Rick Celebrini
Communications: Raymond Ridder, Brett Winkler, Michael Ravina, Darryl Arata, Cole Lawrence,
Television: NBC Sports Bay Area, Bob Fitzgerald, Kelenna Azubuike
Radio: KGMZ-FM (95.7 The Game), Tim Roye, Tom Tolbert

Key Numbers

Grizzlies' Largest Win	51	12/19/24	@ MEM
Grizzlies' Most PTS	144 (2x)	12/19/24	@ MEM
Grizzlies' Fewest PTS	69	11/2/15	@ GSW
Warriors' Largest Win	50	11/2/15	@ GSW
Warriors' Most PTS	141	12/30/17	@ GSW
Warriors' Fewest PTS	67	11/12/04	@ MEM

Streaks

Grizzlies' Last Win		
Overall:	144-93	12/19/24 @ MEM
Home:	144-93	12/19/24 @ MEM
Away:	104-101	10/28/21 @ GSW
Grizzlies' Last Loss		
Overall:	134-125	4/1/25 @ MEM
Home:	134-125	4/1/25 @ MEM
Away:	121-113	1/4/25 @ GSW
Longest Winning Streaks		
Overall:	11	11/26/10 – 11/20/13
Home:	9	11/3/08 – 11/9/13
Away:	5	1/23/12 – 11/20/13
Longest Losing Streaks		
Overall:	7	2/21/07 – 4/4/08
Home:	4	12/16/95 – 1/9/97
Away:	6	12/23/21 – 1/4/25

2024-25 SEASON SERIES STATISTICS

MEMPHIS VS. GOLDEN STATE

PLAYER	G-GS	MIN	FG-FGA	PCT	3FG-FGA	PCT	FT-FTA	PCT	OFF	DEF	TOT	AST	PF	DQ	STL	TO	BLK	PTS	AVG
Jackson Jr.	4-4	120	34-71	.479	3-18	.167	23-24	.958	5	23	28	9	14	1	5	6	5	94	23.5
Morant	2-2	51	18-31	.581	6-13	.462	3-3	1.000	1	5	6	9	5	0	4	7	2	45	22.5
Bane	4-3	121	28-57	.491	10-27	.370	8-9	.889	1	17	18	24	2	0	7	17	2	74	18.5
Aldama	3-1	71	16-35	.457	9-19	.474	2-3	.667	6	17	23	5	5	0	3	2	2	43	14.3
LaRavia	3-0	73	13-26	.500	6-10	.600	11-13	.846	3	10	13	15	7	0	4	8	2	43	14.3
Wells	4-4	112	16-34	.471	6-19	.316	4-5	.800	7	11	18	8	6	0	4	3	0	42	10.5
Edey	4-3	100	14-22	.636	3-5	.600	6-9	.667	13	26	39	6	14	0	1	9	7	37	9.3
Smart	1-0	20	4-11	.364	1-6	.167	0-0	---	1	4	5	6	2	0	0	3	2	9	9.0
Williams Jr.	1-0	24	4-9	.444	0-4	.000	1-4	.250	2	3	5	4	4	0	0	2	2	9	9.0
Pippen Jr.	4-2	88	11-32	.344	5-12	.417	6-11	.545	4	5	9	12	8	0	2	5	1	33	8.3
Clarke	3-1	63	10-17	.588	0-2	.000	0-0	---	8	13	21	2	6	0	3	2	3	20	6.7
Kennard	3-0	57	6-18	.333	6-15	.400	2-2	1.000	1	6	7	6	2	0	1	2	0	20	6.7
Konchar	1-0	14	2-4	.500	2-4	.500	0-0	---	0	2	2	3	3	0	1	1	0	6	6.0
Spencer	2-0	21	5-7	.714	1-2	.500	1-1	1.000	0	2	2	1	0	0	0	1	0	12	6.0
Huff	2-0	21	4-7	.571	3-5	.600	0-0	---	1	3	4	1	3	0	0	1	4	11	5.5
Bagley	1-0	3	0-0	---	0-0	---	2-2	1.000	0	0	0	0	0	0	0	0	0	2	2.0
GRIZZLIES	**4-**	**960**	**185-381**	**.486**	**61-161**	**.379**	**69-86**	**.802**	**53**	**147**	**200**	**111**	**81**	**1**	**35**	**71**	**32**	**500**	**125.0**

GOLDEN STATE VS. MEMPHIS

PLAYER	G-GS	MIN	FG-FGA	PCT	3FG-FGA	PCT	FT-FTA	PCT	OFF	DEF	TOT	AST	PF	DQ	STL	TO	BLK	PTS	AVG
Butler	1-1	38	7-11	.636	1-2	.500	12-12	1.000	1	5	6	4	1	0	3	2	0	27	27.0
Curry	3-3	87	20-47	.426	15-33	.455	12-12	1.000	2	19	21	14	4	0	10	7	2	67	22.3
Wiggins	3-3	78	20-42	.476	8-19	.421	8-8	1.000	2	3	5	4	3	0	5	3	1	56	18.7
Podziemski	3-1	81	16-30	.533	3-13	.231	5-6	.833	3	13	16	12	5	0	3	0	0	40	13.3
Hield	4-1	94	18-37	.486	11-25	.440	2-2	1.000	6	7	13	5	8	0	3	10	0	49	12.3
Schroder	2-2	58	8-27	.296	3-10	.300	3-6	.500	1	4	5	14	3	0	1	7	0	22	11.0
Kuminga	3-0	61	9-31	.290	3-9	.333	11-18	.611	2	8	10	6	5	0	1	9	0	32	10.7
Moody	3-1	61	10-19	.526	7-13	.538	5-8	.625	2	5	7	2	8	0	0	4	1	32	10.7
Jackson-Davis	3-2	65	10-21	.476	0-0	---	7-8	.875	6	16	22	9	5	0	5	4	2	27	9.0
Post	1-0	20	3-10	.300	3-9	.333	0-0	---	0	1	1	1	2	0	0	0	0	9	9.0
Waters	3-1	56	10-17	.588	7-12	.583	0-0	---	0	5	5	4	4	0	2	2	2	27	9.0
Green	4-4	113	12-34	.353	7-21	.333	4-4	1.000	3	17	20	22	15	0	6	10	2	35	8.8
Anderson	3-0	60	10-20	.500	6-10	.600	0-1	.000	1	9	10	10	8	0	1	2	6	26	8.7
Looney	3-1	35	4-13	.308	1-1	1.000	2-6	.333	10	5	15	4	5	0	2	1	0	11	3.7
Payton II	2-0	15	2-5	.400	1-3	.333	0-0	---	2	2	4	0	1	0	1	2	0	5	2.5
Santos	2-0	27	1-5	.200	0-1	.000	2-2	1.000	5	2	7	1	5	0	0	1	1	4	2.0
Spencer	1-0	12	1-2	.500	0-0	---	0-0	---	2	1	3	2	2	0	1	1	1	2	2.0
WARRIORS	**4-**	**960**	**161-371**	**.434**	**76-181**	**.420**	**73-93**	**.785**	**48**	**122**	**170**	**114**	**84**	**0**	**44**	**66**	**18**	**471**	**117.8**

GOLDEN STATE WARRIORS

SERIES RECORDS

Overall: 52-58
Home: 33-24
Road: 19-34

2025-26 SCHEDULE

10/27/25	@ GSW	2/25/26	@ MEM
2/9/26	@ GSW		

ALL-TIME SERIES

DATE	@	W/L	GRIZZ	OPP
12/16/95		L	85	116
1/9/96	@	L	103	109
1/12/96		L	95	104
3/5/96	@	L	78	110
1995-96 SEASON: 0-4			**H: 0-2**	**A: 0-2**
11/3/96		L	95	105
1/8/97	@	W	109	95
1/9/97		L	86	102
1/27/97	@	L	97	122
1996-97 SEASON: 1-3			**H: 0-2**	**A: 1-1**
12/12/97		W	95	88
1/23/98	@	W	88	80
1/24/98		W	107	96
4/18/98	@	L	100	112
1997-98 SEASON: 3-1			**H: 2-0**	**A: 1-1**
3/9/99	@	L	82	92
4/18/99		L	85	90
5/3/99		L	83	91
1998-99 SEASON: 0-3			**H: 0-2**	**A: 0-1**
11/12/99		L	93	103
2/2/00	@	L	95	101
3/21/00		W	98	82
4/11/00	@	L	97	109
1999-00 SEASON: 1-3			**H: 1-1**	**A: 0-2**
12/30/00		L	101	102
2/15/01		W	99	89
2/16/01	@	W	92	79
4/18/01	@	W	95	81
2000-01 SEASON: 3-1			**H: 1-1**	**A: 2-0**
11/12/01		L	79	86
12/15/01	@	L	84	93
1/23/02	@	L	95	107
3/30/02		W	105	99
2001-02 SEASON: 1-3			**H: 1-1**	**A: 0-2**
11/11/02		L	101	108
12/16/02		W	104	91
1/13/03	@	W	110	108
2/3/03	@	L	91	101
2002-03 SEASON: 2-2			**H: 1-1**	**A: 1-1**
1/12/04 *	@	W	115	113
2/2/04		W	106	101
2/25/04		L	92	99
3/7/04	@	W	95	85
2003-04 SEASON: 3-1			**H: 1-1**	**A: 2-0**
11/12/04		W	96	67
11/20/04	@	W	100	87
12/22/04	@	L	99	109
3/1/05		W	99	97
2004-05 SEASON: 3-1			**H: 2-0**	**A: 1-1**
1/3/06		W	104	94
2/13/06	@	W	81	79
4/4/06		W	100	75
2005-06 SEASON: 3-0			**H: 2-0**	**A: 1-0**
1/3/07		W	144	135
2/21/07 *	@	L	115	118
4/1/07	@	L	117	122
4/6/07		L	104	116
2006-07 SEASON: 1-3			**H: 1-1**	**A: 0-2**
12/17/07		L	117	125
1/11/08	@	L	104	116
3/15/08	@	L	107	110
4/4/08		L	86	117
2007-08 SEASON: 0-4			**H: 0-2**	**A: 0-2**
11/3/08		W	90	79
11/7/08	@	W	109	104
3/30/09	@	W	114	109
2008-09 SEASON: 3-0			**H: 1-0**	**A: 2-0**
11/4/09	@	L	105	113
12/22/09		W	121	108
3/20/10		W	123	107
3/24/10	@	L	110	128
2009-10 SEASON: 2-2			**H: 2-0**	**A: 0-2**
11/3/10	@	L	109	115
11/26/10		W	116	111
3/30/11		W	110	91
2010-11 SEASON: 2-1			**H: 2-0**	**A: 1-1**
1/23/12	@	W	91	90
2/18/12		W	104	103
3/7/12	@	W	110	92
4/3/12		W	98	94
2011-12 SEASON: 4-0			**H: 2-0**	**A: 2-0**
11/2/12	@	W	104	94
1/9/13	@	W	94	87
2/8/13		W	99	93
2012-13 SEASON: 3-0			**H: 1-0**	**A: 2-0**
11/9/13		W	108	90
11/20/13 *	@	W	88	81
12/7/13		L	82	108
3/28/14	@	L	93	100
2013-14 SEASON: 2-2			**H: 1-1**	**A: 1-1**
12/16/14		W	105	98
3/27/15		L	84	107
4/13/15	@	L	107	111
2014-15 SEASON: 1-2			**H: 1-1**	**A: 0-1**
11/2/15	@	L	69	119
11/11/15		L	84	100
4/9/16		L	99	100
4/13/16	@	L	104	125
2015-16 SEASON: 0-4			**H: 0-2**	**A: 0-2**
12/10/16		W	110	89
1/6/17 *	@	W	128	119
2/10/17		L	107	122
3/26/17	@	L	94	106
2016-17 SEASON: 2-2			**H: 1-1**	**A: 1-1**
10/21/17		W	111	101
12/20/17	@	L	84	97
12/30/17	@	L	128	141
2017-18 SEASON: 1-2			**H: 1-0**	**A: 0-2**
11/5/18	@	L	101	117
12/17/18	@	L	93	110
3/27/19		L	103	118
4/10/19		W	132	117
2018-19 SEASON: 1-3			**H: 1-1**	**A: 0-2**
11/19/19		L	95	114
12/9/19	@	W	110	102
1/12/20		W	122	102
2019-20 SEASON: 2-1			**H: 1-1**	**A: 1-0**
3/19/21		L	103	116
3/20/21		W	111	103
5/16/21	@	L	101	113
2020-21 SEASON: 1-2			**H: 1-1**	**A: 0-1**
10/28/21 *	@	W	104	101
12/23/21	@	L	104	113
1/11/22		W	116	108
3/28/22		W	123	95
2021-22 SEASON: 3-1			**H: 2-0**	**A: 1-1**
12/25/22	@	L	109	123
1/25/23	@	L	120	122
3/9/23		W	131	110
3/18/23		W	133	119
2022-23 SEASON: 2-2			**H: 2-0**	**A: 0-2**
1/15/24		W	116	107
2/2/24		L	101	121
3/20/24	@	L	116	137
2023-24 SEASON: 1-2			**H: 1-1**	**A: 0-1**
11/15/24 ^	@	L	118	123
12/19/24		W	144	93
1/4/25	@	L	113	121
4/1/25		L	125	134
2024-25 SEASON: 1-3			**H: 1-1**	**A: 0-2**

*** OT | ** 2OT |*** 3OT | ^ CUP**

HOUSTON ROCKETS

WESTERN CONFERENCE
SOUTHWEST DIVISION

Home Court: Toyota Center – 18,055
Office: 1510 Polk Street, Houston, TX 77002
Phone: (713) 758-7200
Website: rockets.com

Owner: Tilman J. Fertitta
General Manager: Rafael Stone
Head Coach: Ime Udoka
Assistant Coaches: Benn Sullivan, Royal Ivey, Garrett Jackson, Tiago Splitter, Cam Hodges
Head Athletic Trainer: Jason Biles
Communications: Tracey Hughes, Sean McCloskey, Ryan Stevens, Tomorrow Huff
Television: AT&T SportsNet, Craig Ackerman, Ryan Hollins
Radio (English): KBME 790 AM and KTRH 740 AM, Matt Thomas
Radio (Spanish): TUDN 93.3 FM, Adrian Chavarria

Key Numbers

Grizzlies' Largest Win	49	2/28/21	@ HOU
Grizzlies' Most PTS	151	3/24/23	@ MEM
Grizzlies' Fewest PTS	71	10/29/08	@ HOU
Rockets' Largest Win	49	3/14/16	@ HOU
Rockets' Most PTS	140	2/26/20	@ HOU
Rockets' Fewest PTS	71	11/1/03	@ HOU

Streaks

Grizzlies' Last Win		
Overall:	120-119	1/30/25 @ MEM
Home:	120-119	1/30/25 @ MEM
Away:	113-99	3/20/22 @ HOU
Grizzlies' Last Loss		
Overall:	120-118	1/13/25 @ HOU
Home:	119-115	1/9/25 @ MEM
Away:	120-118	1/13/25 @ HOU
Longest Winning Streaks		
Overall:	5	3/20/22 – 3/24/23
Home:	5	1/21/11 – 3/29/13
Away:	3	3/20/22 – 3/1/23
Longest Losing Streaks		
Overall:	9	12/16/97 – 12/6/99
Home:	4	2/12/98 – 11/29/99
Away:	13	11/25/06 – 12/22/12

2024-25 SEASON SERIES STATISTICS

MEMPHIS VS. HOUSTON

PLAYER	G-GS	MIN	FG-FGA	PCT	3FG-FGA	PCT	FT-FTA	PCT	OFF	DEF	TOT	AST	PF	DQ	STL	TO	BLK	PTS	AVG
Morant	3-3	90	28-63	.444	7-20	.350	17-26	.654	1	5	6	9	5	0	5	17	0	80	26.7
Bane	4-4	130	34-63	.540	6-16	.375	8-11	.727	4	18	22	16	10	0	6	11	2	82	20.5
Jackson Jr.	3-3	95	22-41	.537	3-11	.273	12-16	.750	2	12	14	11	12	0	6	6	7	59	19.7
Kennard	3-1	68	15-26	.577	6-12	.500	1-2	.500	1	1	2	6	1	0	2	4	0	37	12.3
Wells	4-3	104	14-34	.412	5-15	.333	4-6	.667	3	7	10	4	5	0	3	2	1	37	9.3
Aldama	4-1	90	12-32	.375	5-17	.294	5-9	.556	4	17	21	7	7	0	3	4	4	34	8.5
Huff	2-0	26	5-10	.500	2-5	.400	4-4	1.000	1	4	5	2	5	0	2	2	2	16	8.0
Clarke	4-0	84	13-22	.591	0-1	.000	4-6	.667	7	9	16	1	15	1	6	2	2	30	7.5
Konchar	1-0	22	2-3	.667	2-3	.667	1-2	.500	2	4	6	2	2	0	2	1	1	7	7.0
Smart	1-1	20	1-4	.250	1-1	1.000	4-5	.800	0	1	1	2	3	0	1	2	0	7	7.0
LaRavia	4-0	75	10-16	.625	3-8	.375	4-7	.571	8	12	20	6	7	0	2	4	1	27	6.8
Edey	4-4	81	10-19	.526	1-4	.250	3-7	.429	6	15	21	3	19	1	2	4	3	24	6.0
Pippen Jr.	4-0	61	7-14	.500	2-4	.500	5-6	.833	2	8	10	12	11	0	1	4	0	21	5.3
Jackson II	1-0	9	0-5	.000	0-3	.000	0-0	---	0	0	0	0	1	0	0	1	1	0	0.0
Kawamura	1-0	4	0-0	---	0-0	---	0-0	---	0	0	0	1	0	0	0	0	0	0	0.0
GRIZZLIES	**4-**	**960**	**173-352**	**.491**	**43-120**	**.358**	**72-107**	**.673**	**41**	**113**	**154**	**82**	**103**	**2**	**41**	**68**	**24**	**461**	**115.3**

HOUSTON VS. MEMPHIS

PLAYER	G-GS	MIN	FG-FGA	PCT	3FG-FGA	PCT	FT-FTA	PCT	OFF	DEF	TOT	AST	PF	DQ	STL	TO	BLK	PTS	AVG
Ja. Green	4-4	149	40-81	.494	18-32	.563	18-24	.750	4	13	17	16	5	0	7	10	2	116	29.0
Sengun	3-3	99	24-50	.480	1-4	.250	16-29	.552	13	24	37	12	14	0	4	12	2	65	21.7
VanVleet	4-4	144	19-39	.487	12-27	.444	10-14	.714	0	7	7	21	12	0	7	7	2	60	15.0
Thompson	4-3	139	18-40	.450	1-4	.250	22-28	.786	8	25	33	16	10	0	4	13	10	59	14.8
Smith Jr.	1-1	35	5-13	.385	0-3	.000	4-4	1.000	6	10	16	4	5	0	0	3	2	14	14.0
Brooks	4-4	135	19-55	.345	8-29	.276	8-9	.889	8	8	16	6	18	1	7	3	0	54	13.5
Eason	2-0	46	11-19	.579	4-7	.571	0-1	.000	6	11	17	0	3	0	2	2	1	26	13.0
Whitmore	4-0	67	16-41	.390	7-20	.350	2-5	.400	3	5	8	3	9	0	5	4	0	41	10.3
Sheppard	1-0	13	2-5	.400	2-4	.500	0-0	---	0	0	0	2	1	0	1	0	0	6	6.0
Adams	3-1	49	5-11	.455	0-0	---	3-6	.500	17	9	26	4	4	0	1	5	1	13	4.3
Landale	2-0	23	2-3	.667	1-1	1.000	3-4	.750	3	3	6	2	3	0	1	0	0	8	4.0
Tate	4-0	39	3-8	.375	2-3	.667	5-10	.500	5	2	7	4	6	0	3	2	0	13	3.3
Williams	1-0	2	1-1	1.000	1-1	1.000	0-0	---	0	2	2	0	0	0	0	0	0	3	3.0
Holiday	3-0	21	2-6	.333	2-5	.400	2-2	1.000	0	1	1	1	1	0	0	2	0	8	2.7
ROCKETS	**4-**	**960**	**173-352**	**.491**	**43-120**	**.358**	**72-107**	**.673**	**41**	**113**	**154**	**82**	**103**	**2**	**41**	**68**	**24**	**461**	**115.3**

HOUSTON ROCKETS

SERIES RECORDS

Overall: 48-70
Home: 32-27
Road: 16-43

2025-26 SCHEDULE

11/5/25	@ MEM	3/27/26	@ MEM
1/26/26	@ HOU	4/12/26	@ HOU

ALL-TIME SERIES

DATE	@	W/L	GRIZZ	OPP
12/13/95		L	89	100
12/26/95	@	L	84	100
3/10/96		L	89	95
4/9/96	@	L	84	90
1995-96 SEASON: 0-4			**H: 0-2**	**A: 0-2**
12/17/96		W	93	92
2/11/97	@	L	97	106
4/6/97		L	85	94
4/10/97	@	L	94	102
1996-97 SEASON: 1-3			**H: 1-1**	**A: 0-2**
12/14/97	W	110	105	
12/16/97	@	L	91	118
2/3/98	@	L	97	110
2/12/98		L	103	112
1997-98 SEASON: 1-3			**H: 1-1**	**A: 0-2**
2/27/99		L	74	86
3/6/99		L	92	107
3/11/99	@	L	91	102
4/14/99	@	L	85	102
1998-99 SEASON: 0-4			**H: 0-2**	**A: 0-2**
11/29/99 *		L	110	118
12/6/99	@	L	99	102
4/4/00		W	102	100
4/19/00	@	W	96	92
1999-00 SEASON: 2-2			**H: 1-1**	**A: 1-1**
11/9/00	@	L	78	85
12/11/00		L	75	82
1/26/01	@	L	89	106
4/14/01		L	95	100
2000-01 SEASON: 0-4			**H: 0-2**	**A: 0-2**
11/30/01		W	102	85
2/12/02	@	L	78	85
4/5/02		W	99	81
4/14/02	@	W	98	95
2001-02 SEASON: 3-1			**H: 2-0**	**A: 1-1**
12/13/02 *		W	114	109
1/27/03		L	95	100
2/22/03	@	L	82	93
4/15/03	@	L	86	97
2002-03 SEASON: 1-3			**H: 1-1**	**A: 0-2**
11/1/03	@	W	79	71
1/19/04		W	88	83
3/13/04	@	L	80	88
3/26/04		W	109	86
2003-04 SEASON: 3-1			**H: 2-0**	**A: 1-1**
11/5/04		L	81	89
11/9/04	@	L	87	90
1/17/05		W	99	80
4/13/05	@	L	92	100
2004-05 SEASON: 1-3			**H: 1-1**	**A: 0-2**
11/25/05		W	86	81
12/3/05	@	W	90	75
1/30/06		W	86	77
4/15/06	@	W	93	81
2005-06 SEASON: 4-0			**H: 2-0**	**A: 2-0**
11/7/06		L	80	86
11/25/06	@	L	76	85
12/31/06	@	L	109	111
2/6/07		L	90	98
2006-07 SEASON: 0-4			**H: 0-2**	**A: 0-2**
11/13/07		W	105	99
12/5/07	@	L	92	105
12/28/07		L	83	103
2/29/08	@	L	95	116
2007-08 SEASON: 1-3			**H: 1-1**	**A: 0-2**
10/29/08	@	L	71	82
12/8/08		W	109	97
2/4/09		W	104	93
3/8/09	@	L	83	93
2008-09 SEASON: 2-2			**H: 2-0**	**A: 0-2**
11/11/09	@	L	79	104
2/5/10		L	83	101
3/17/10	@	L	94	107
4/6/10		L	103	113
2009-10 SEASON: 0-4			**H: 0-2**	**A: 0-2**
12/3/10		L	111	127
12/17/10	@	L	87	103
1/21/11		W	115	110
2/5/11 *	@	L	93	95
2010-11 SEASON: 1-3			**H: 1-1**	**A: 0-2**
12/30/11		W	113	93
2/14/12		W	93	83
2/20/12	@	L	93	97
3/30/12	@	L	89	98
2011-12 SEASON: 2-2			**H: 2-0**	**A: 0-2**
11/9/12		W	93	85
12/22/12	@	L	96	121
3/29/13		W	103	94
4/12/13	@	W	82	78
2012-13 SEASON: 3-1			**H: 2-0**	**A: 1-1**
11/25/13		L	86	93
12/26/13	@	L	92	100
1/24/14	@	W	88	87
1/25/14		W	99	81
2013-14 SEASON: 2-2			**H: 1-1**	**A: 1-1**
11/17/14		W	119	93
12/3/14	@	L	96	105
12/26/14 *		L	111	117
3/4/15	@	W	102	100
2014-15 SEASON: 2-2			**H: 1-1**	**A: 1-1**
11/20/15		W	96	84
11/25/15	@	W	102	93
1/12/16		L	91	107
3/14/16	@	L	81	130
2015-16 SEASON: 2-2			**H: 1-1**	**A: 1-1**
12/23/16		W	115	109
1/13/17	@	W	110	105
1/21/17		L	95	119
3/4/17	@	L	108	123
2016-17 SEASON: 2-2			**H: 1-1**	**A: 1-1**
10/23/17	@	W	98	90
10/28/17		W	103	89
11/11/17	@	L	96	111
11/18/17		L	83	105
2017-18 SEASON: 2-2			**H: 1-1**	**A: 1-1**
12/15/18		L	97	105
12/31/18	@	L	101	113
1/14/19	@	L	94	112
3/20/19 *		W	126	125
2018-19 SEASON: 1-3			**H: 1-1**	**A: 0-2**
11/4/19		L	100	107
1/14/20		W	121	110
2/26/20	@	L	112	140
2019-20 SEASON: 1-2			**H: 1-1**	**A: 0-1**
2/4/21		L	103	115
2/28/21	@	W	133	84
3/29/21	@	W	120	110
2020-21 SEASON: 2-1			**H: 0-1**	**A: 2-0**
11/15/21		W	136	102
12/11/21		W	113	106
3/6/22	@	L	112	123
3/20/22	@	W	122	98
2021-22 SEASON: 3-1			**H: 2-0**	**A: 1-1**
10/21/22	@	W	129	122
3/1/23	@	W	113	99
3/22/23		W	130	125
3/24/23		W	151	114
2022-23 SEASON: 4-0			**H: 2-0**	**A: 2-0**
11/22/23	@	L	91	111
12/13/23	@	L	104	117
12/15/23		L	96	103
2/14/24		W	121	113
2023-24 SEASON: 1-3			**H: 1-1**	**A: 0-2**
10/23/24	@	L	108	128
1/9/25		L	115	119
1/13/25	@	L	118	120
1/30/25		W	120	119
2024-25 SEASON: 1-3			**H: 1-1**	**A: 0-2**

*** OT | ** 2OT | *** 3OT**

INDIANA PACERS

EASTERN CONFERENCE CENTRAL DIVISION

Home Court: Gainbridge Fieldhouse – 17,294
Office: 125 S. Pennsylvania Street, Indianapolis, IN 46204
Phone: (317) 917-2500
Website: pacers.com

Chairman, CEO and NBA Governor: Herbert Simon
Vice Chairman & Alternate NBA Governor: Steve Simon
President of Basketball Operations: Kevin Pritchard
Head Coach: Rick Carlisle
Assistant Coaches: Lloyd Pierce, Jenny Boucek, Jim Boylen
Senior Director of Medical Operations/Head Athletic Trainer: Josh Corbeil
Communications: Michael Preston, Krissy Myers, Wes Kaminski
Television: FanDuel Sports Network Indiana, Chris Denari, Quinn Buckner, Jeremiah Johnson, Eddie Gill
Radio: The Fan (107.5 FM/1070 AM), Mark Boyle, Eddie Gill, Pat Boylan

Key Numbers

Grizzlies' Largest Win	33	3/15/22	@ IND
Grizzlies' Most PTS	136	12/1/24	@ MEM
Grizzlies' Fewest PTS	66	12/10/05	@ MEM
Pacers' Largest Win	47	12/4/96	@ IND
Pacers' Most PTS	134	2/2/21	@ IND
Pacers' Fewest PTS	71	3/22/14	@ MEM

Streaks

Grizzlies' Last Win			
Overall:	136-121	12/1/24	@ MEM
Home:	136-121	12/1/24	@ MEM
Away:	135-102	3/15/22	@ IND
Grizzlies' Last Loss			
Overall:	127-113	2/20/25	@ IND
Home:	132-125	4/11/21	@ MEM
Away:	127-113	2/20/25	@ IND
Longest Winning Streaks			
Overall:	5 (3x)	3/15/22 – 12/21/23	
Home:	4 (2x)	3/22/14 – 3/29/17	
Away:	2 (3x)	3/15/22 – 1/14/23	
Longest Losing Streaks			
Overall:	12	3/8/96 – 1/30/02	
Home:	6	3/8/96 – 12/1/00	
Away:	11	3/22/96 – 2/14/07	

2024-25 SEASON SERIES STATISTICS

MEMPHIS VS. INDIANA

PLAYER	G-GS	MIN	FG-FGA	PCT	3FG-FGA	PCT	FT-FTA	PCT	OFF	DEF	TOT	AST	PF	DQ	STL	TO	BLK	PTS	AVG
Jackson Jr.	2-2	59	15-28	.536	4-8	.500	9-10	.900	0	15	15	4	7	0	2	2	5	43	21.5
Bane	2-2	63	16-31	.516	5-13	.385	2-2	1.000	0	11	11	13	8	0	1	4	2	39	19.5
Smart	1-0	23	4-8	.500	1-3	.333	7-8	.875	0	1	1	6	2	0	1	3	0	16	16.0
Morant	2-2	57	10-28	.357	2-10	.200	9-11	.818	0	2	2	14	5	0	1	5	1	31	15.5
Wells	2-2	53	9-17	.529	4-11	.364	8-8	1.000	3	7	10	1	5	0	1	1	0	30	15.0
Aldama	2-0	50	10-23	.435	5-15	.333	0-0	---	2	9	11	9	2	0	2	0	1	25	12.5
LaRavia	1-0	22	4-6	.667	0-1	.000	3-6	.500	2	1	3	5	2	0	1	1	1	11	11.0
Jackson II	1-0	17	3-10	.300	1-4	.250	2-2	1.000	2	2	4	0	1	0	0	1	1	9	9.0
Williams Jr.	1-0	20	3-7	.429	1-3	.333	0-0	---	2	4	6	2	1	0	1	0	0	7	7.0
Clarke	2-1	34	6-8	.750	0-0	---	0-1	.000	2	2	4	2	3	0	2	2	1	12	6.0
Kennard	2-0	33	4-9	.444	3-7	.429	1-1	1.000	1	4	5	4	2	0	1	0	0	12	6.0
Edey	1-1	22	2-6	.333	1-3	.333	0-0	---	4	7	11	1	1	0	0	1	1	5	5.0
Pippen Jr.	2-0	13	3-8	.375	0-4	.000	0-0	---	1	0	1	3	1	0	2	2	0	6	3.0
Konchar	2-0	3	1-1	1.000	1-1	1.000	0-0	---	0	0	0	0	0	0	0	0	0	3	1.5
Bagley	1-0	2	0-0	---	0-0	---	0-0	---	0	0	0	0	0	0	0	0	0	0	0.0
Huff	2-0	8	0-2	.000	0-2	.000	0-0	---	1	1	2	0	0	0	0	1	0	0	0.0
Kawamura	1-0	1	0-0	---	0-0	---	0-0	---	0	0	0	0	1	0	0	0	0	0	0.0
PACERS	**2-**	**480**	**89-181**	**.492**	**31-87**	**.356**	**39-48**	**.813**	**15**	**72**	**87**	**57**	**42**	**0**	**14**	**26**	**15**	**248**	**124.0**

INDIANA VS. MEMPHIS

PLAYER	G-GS	MIN	FG-FGA	PCT	3FG-FGA	PCT	FT-FTA	PCT	OFF	DEF	TOT	AST	PF	DQ	STL	TO	BLK	PTS	AVG
Mathurin	2-1	59	11-22	.500	3-6	.500	10-11	.909	2	11	13	4	1	0	2	3	1	35	17.5
Siakam	2-2	58	13-27	.481	2-8	.250	5-7	.714	2	4	6	8	7	0	0	4	1	33	16.5
Haliburton	2-2	69	12-27	.444	6-20	.300	0-0	---	2	5	7	16	3	0	2	3	1	30	15.0
Turner	2-2	64	9-28	.321	5-17	.294	6-6	1.000	2	14	16	4	5	0	1	2	8	29	14.5
Toppin	2-0	42	11-16	.688	3-8	.375	3-5	.600	0	13	13	2	3	0	1	5	0	28	14.0
Nesmith	1-1	24	4-8	.500	3-5	.600	2-2	1.000	3	4	7	1	3	0	0	0	1	13	13.0
Nembhard	2-2	45	10-20	.500	3-9	.333	2-2	1.000	0	5	5	8	4	0	4	1	0	25	12.5
McConnell	2-0	38	8-12	.667	2-2	1.000	4-4	1.000	1	5	6	11	6	0	1	4	1	22	11.0
Sheppard	1-0	14	3-6	.500	1-4	.250	0-0	---	0	1	1	0	0	0	0	0	0	7	7.0
Bryant	1-0	16	2-4	.500	0-2	.000	2-3	.667	2	3	5	1	1	0	0	1	1	6	6.0
Q. Jackson	1-0	9	2-3	.667	0-1	.000	1-2	.500	0	0	0	0	5	0	1	1	0	5	5.0
Walker	2-0	26	2-2	1.000	1-1	1.000	4-6	.667	0	7	7	1	2	0	2	0	1	9	4.5
Furphy	2-0	9	2-4	.500	2-3	.667	0-0	---	1	0	1	0	2	0	0	1	0	6	3.0
Brown	1-0	3	0-0	---	0-0	---	0-0	---	0	0	0	0	0	0	0	0	0	0	0.0
Freeman	1-0	3	0-1	.000	0-0	---	0-0	---	0	0	0	0	0	0	0	0	0	0	0.0
Newton	1-0	2	0-1	.000	0-1	.000	0-0	---	0	0	0	1	0	0	0	0	0	0	0.0
PACERS	**2-**	**480**	**89-181**	**.492**	**31-87**	**.356**	**39-48**	**.813**	**15**	**72**	**87**	**57**	**42**	**0**	**14**	**26**	**15**	**248**	**124.0**

OPPONENTS

INDIANA PACERS

SERIES RECORDS

Overall: 24-34
Home: 17-13
Road: 7-21

2025-26 SCHEDULE

10/25/25	@ MEM
3/1/26	@ IND

ALL-TIME SERIES

DATE	@	W/L	GRIZZ	OPP
3/8/96		L	80	94
3/22/96	@	L	94	111
1995-96 SEASON: 0-2			**H: 0-1**	**A: 0-1**
11/29/96	@	L	94	104
12/4/96		L	80	127
1996-97 SEASON: 0-2			**H: 0-1**	**A: 0-1**
11/9/97 *		W	104	96
11/30/97	@	W	97	95
1997-98 SEASON: 2-0			**H: 1-0**	**A: 1-0**
2/11/99		L	97	101
1998-99 SEASON: 0-1			**H: 0-1**	**A: 0-0**
11/26/99	@	L	86	105
12/1/99		L	89	96
1999-00 SEASON: 0-2			**H: 0-1**	**A: 0-1**
12/1/00 *		L	76	86
3/23/01	@	L	75	95
2000-01 SEASON: 0-2			**H: 0-1**	**A: 0-1**
1/30/02	@	L	82	83
3/7/02		W	122	111
2001-02 SEASON: 1-1			**H: 1-0**	**A: 0-1**
2/18/03 *		W	108	103
3/21/03	@	L	92	101
2002-03 SEASON: 1-1			**H: 1-0**	**A: 0-1**
12/29/03	@	L	86	94
3/20/04		W	99	95
2003-04 SEASON: 1-1			**H: 1-0**	**A: 0-1**
1/11/05		L	85	86
2/13/05	@	L	73	76
2004-05 SEASON: 0-2			**H: 0-1**	**A: 0-1**
12/10/05	@	L	66	80
3/21/06		W	105	75
2005-06 SEASON: 1-1			**H: 1-0**	**A: 0-1**
2/3/07		L	110	116
2/14/07	@	L	104	114
2006-07 SEASON: 0-2			**H: 0-1**	**A: 0-1**
11/3/07		L	111	121
1/2/08	@	W	90	72
2007-08 SEASON: 1-1			**H: 0-1**	**A: 1-0**
12/26/08		W	108	105
2/25/09	@	L	99	104
2008-09 SEASON: 1-1			**H: 1-0**	**A: 0-1**
12/18/09		W	107	94
12/30/09	@	W	121	110
2009-10 SEASON: 2-0			**H: 1-0**	**A: 1-0**
12/26/10	@	W	104	90
3/19/11		W	99	78
2010-11 SEASON: 2-0			**H: 1-0**	**A: 1-0**
2/10/12		W	98	92
2011-12 SEASON: 1-0			**H: 1-0**	**A: 0-0**
12/31/12	@	L	83	88
1/21/13		L	81	82
2012-13 SEASON: 0-2			**H: 0-1**	**A: 0-1**
11/11/13	@	L	79	95
3/22/14		W	82	71
2013-14 SEASON: 1-1			**H: 1-0**	**A: 0-1**
10/31/14	@	W	97	89
4/15/15		W	95	83
2014-15 SEASON: 2-0			**H: 1-0**	**A: 1-0**
10/29/15	@	W	112	103
12/19/15		W	96	84
2015-16 SEASON: 2-0			**H: 1-0**	**A: 1-0**
2/24/17	@	L	92	102
3/29/17		W	110	97
2016-17 SEASON: 1-1			**H: 1-0**	**A: 0-1**
11/15/17		L	113	116
1/31/18	@	L	101	105
2017-18 SEASON: 0-2			**H: 0-1**	**A: 0-1**
10/17/18	@	L	83	111
1/26/19		W	106	103
2018-19 SEASON: 1-1			**H: 1-0**	**A: 0-1**
11/25/19	@	L	114	126
12/2/19		L	104	117
2019-20 SEASON: 0-2			**H: 0-1**	**A: 0-1**
2/2/21	@	L	116	134
4/11/21		L	125	132
2020-21 SEASON: 0-2			**H: 0-1**	**A: 0-1**
3/15/22	@	W	135	102
3/24/22		W	133	103
2021-22 SEASON: 2-0			**H: 1-0**	**A: 1-0**
1/14/23	@	W	130	112
1/29/23		W	112	100
2022-23 SEASON: 2-0			**H: 1-0**	**A: 1-0**
12/21/23		W	116	103
1/28/24	@	L	110	116
2023-24 SEASON: 1-1			**H: 1-0**	**A: 0-1**
12/1/24		W	136	121
2/20/25	@	L	113	127
2024-25 SEASON: 1-1			**H: 1-0**	**A: 0-1**

*** OT | ** 2OT | *** 3OT**

LOS ANGELES CLIPPERS

WESTERN CONFERENCE
PACIFIC DIVISION

Home Court: Intuit Dome – 17,927
Office: 3930 West Century Blvd., Inglewood, CA 90303
Phone: (888) 311-0231 **Website:** clippers.com

Owner: Steve Ballmer
President, Basketball Operations: Lawrence Frank
Head Coach: Tyronn Lue
Assistant Coaches: Jeff Van Gundy, Jeremy Castleberry, Larry Drew, Shaun Fein, Jay Larranaga, Brian Shaw, Dahntay Jones, Chris Holguin, Conor Dunleavy
Assistant Coach/VP of Player Performance: Todd Wright
Communications: Dennis Rogers, Cooper Dzierzanowski, Justine Jones, Quinn Corrigan
Television: SoCal/KTLA, Brian Sieman
Radio (English): AM 570 (LA Sports)
Radio (Spanish): ESPN Deportes (1330 AM)

Key Numbers

Grizzlies' Largest Win	28	2/25/21	@ MEM
Grizzlies' Most PTS	140	1/4/20	@ LAC
Grizzlies' Fewest PTS	72	11/16/00	@ VAN
Clippers' Largest Win	27	2/24/20	@ LAC
Clippers' Most PTS	141	3/29/23	@ MEM
Clippers' Fewest PTS	76	11/16/00	@ MEM

Streaks

Grizzlies' Last Win		
Overall:	105-101	11/12/23 @ LAC
Home:	108-94	3/31/23 @ MEM
Away:	105-101	11/12/23 @ LAC
Grizzlies' Last Loss		
Overall:	128-108	3/21/25 @ LAC
Home:	114-110	12/23/24 @ MEM
Away:	128-108	3/21/25 @ LAC
Longest Winning Streaks		
Overall:	7	4/8/03 – 12/27/04
Home:	6	11/11/97 – 12/19/99
Away:	4	1/11/04 – 3/7/05
Longest Losing Streaks		
Overall:	4 (2x)	4/5/11 – 3/24/12
Home:	4	11/10/95 – 2/26/97
Away:	5	12/23/00 – 3/30/03

2024-25 SEASON SERIES STATISTICS

MEMPHIS VS. LOS ANGELES CLIPPERS

PLAYER	G-GS	MIN	FG-FGA	PCT	3FG-FGA	PCT	FT-FTA	PCT	OFF	DEF	TOT	AST	PF	DQ	STL	TO	BLK	PTS	AVG
Morant	1-1	29	7-20	.350	2-8	.250	7-8	.875	0	6	6	4	0	0	1	7	1	23	23.0
Jackson Jr.	3-3	92	23-62	.371	4-18	.222	10-18	.556	2	12	14	6	12	0	1	7	3	60	20.0
Bane	3-3	101	18-39	.462	11-23	.478	7-9	.778	5	15	20	15	9	0	3	11	0	54	18.0
Jackson II	1-0	22	6-11	.545	2-4	.500	1-3	.333	2	6	8	3	1	0	1	1	0	15	15.0
Aldama	3-1	87	14-30	.467	10-20	.500	3-6	.500	3	14	17	17	1	0	3	2	3	41	13.7
Pippen Jr.	3-1	62	14-24	.583	6-9	.667	2-4	.500	2	6	8	11	8	0	1	6	2	36	12.0
Wells	3-3	74	10-20	.500	5-15	.333	3-4	.750	2	7	9	5	3	0	2	4	0	28	9.3
Kennard	3-1	77	11-19	.579	5-8	.625	0-0	---	2	3	5	6	5	0	5	5	0	27	9.0
LaRavia	1-0	22	3-5	.600	2-3	.667	0-0	---	3	3	6	2	3	0	1	1	0	8	8.0
Huff	2-0	18	5-8	.625	3-6	.500	0-0	---	0	1	1	1	4	0	0	0	1	13	6.5
Edey	3-2	64	6-21	.286	1-3	.333	2-2	1.000	12	15	27	3	3	0	1	3	3	15	5.0
Williams Jr.	1-0	23	2-11	.182	1-7	.143	0-0	---	2	6	8	3	3	0	0	1	0	5	5.0
Bagley	1-0	1	0-2	.000	0-1	.000	0-0	---	1	0	1	0	0	0	0	0	0	0	0.0
Clarke	2-0	25	2-7	.286	0-0	---	0-0	---	2	2	4	2	5	0	1	2	0	4	2.0
Konchar	2-0	20	1-3	.333	1-2	.500	0-0	---	0	2	2	0	2	0	1	1	0	3	1.5
Kawamura	1-0	1	0-0	---	0-0	---	0-0	---	0	0	0	0	0	0	0	0	0	0	0.0
Pullin	1-0	1	0-1	.000	0-0	---	0-0	---	0	0	0	0	0	0	0	0	0	0	0.0
Spencer	1-0	1	0-0	---	0-0	---	0-0	---	0	0	0	0	0	0	0	0	0	0	0.0
GRIZZLIES	**3-**	**720**	**122-283**	**.431**	**53-127**	**.417**	**35-54**	**.648**	**38**	**98**	**136**	**78**	**59**	**0**	**21**	**52**	**13**	**332**	**110.7**

LOS ANGELES CLIPPERS VS. MEMPHIS

PLAYER	G-GS	MIN	FG-FGA	PCT	3FG-FGA	PCT	FT-FTA	PCT	OFF	DEF	TOT	AST	PF	DQ	STL	TO	BLK	PTS	AVG
Leonard	2-2	70	18-31	.581	3-9	.333	9-9	1.000	1	14	15	8	2	0	3	3	0	48	24.0
Harden	3-3	107	20-48	.417	8-23	.348	21-24	.875	3	17	20	28	6	0	4	12	3	69	23.0
Powell	3-3	97	21-42	.500	6-15	.400	13-17	.765	2	9	11	7	6	0	6	7	0	61	20.3
Zubac	3-3	107	23-39	.590	0-0	---	3-5	.600	12	30	42	5	8	0	7	5	4	49	16.3
Porter Jr.	1-0	20	5-14	.357	1-3	.333	2-2	1.000	1	5	6	4	4	0	2	3	0	13	13.0
Dunn	3-3	67	12-23	.522	8-14	.571	0-0	---	3	7	10	8	5	0	8	3	0	32	10.7
Bogdanovic	2-0	45	9-13	.692	5-7	.714	0-0	---	1	4	5	6	5	0	2	5	0	23	11.5
Jones Jr.	3-1	61	11-22	.500	2-6	.333	3-3	1.000	4	2	6	1	8	0	3	0	2	27	9.0
Coffey	3-0	58	7-18	.389	1-6	.167	11-12	.917	2	8	10	2	4	0	0	2	0	26	8.7
Christie	1-0	3	2-3	.667	1-2	.500	0-0	---	0	0	0	0	0	0	0	0	0	5	5.0
Batum	3-0	53	5-10	.500	4-9	.444	0-0	---	1	9	10	6	4	0	4	3	3	14	4.7
Simmons	1-0	13	0-1	.000	0-0	---	0-0	---	0	2	2	2	1	0	0	1	2	0	0.0
Eubanks	1-0	3	0-0	---	0-0	---	1-2	.500	0	2	2	0	0	0	0	0	0	1	1.0
K. Jones	1-0	3	1-1	1.000	0-0	---	0-0	---	0	1	1	0	0	0	0	0	0	2	2.0
Bamba	1-0	6	0-1	.000	0-1	.000	0-0	---	0	1	1	0	4	0	0	1	3	0	0.0
Beauchamp	1-0	3	0-1	.000	0-1	.000	0-0	---	0	0	0	0	0	0	0	0	0	0	0.0
Brown	2-0	3	0-0	---	0-0	---	0-0	---	0	1	1	2	0	0	0	0	0	0	0.0
Mills	1-0	3	0-0	---	0-0	---	0-0	---	0	0	0	1	0	0	0	0	0	0	0.0
CLIPPERS	**3-**	**720**	**134267**	**.502**	**39-96**	**.406**	**63-74**	**.851**	**30**	**112**	**142**	**80**	**57**	**0**	**39**	**49**	**17**	**370**	**123.3**

LOS ANGELES CLIPPERS

SERIES RECORDS

Overall: 51-60
Home: 30-25
Road: 21-35

2025-26 SCHEDULE

11/28/25	@ LAC	3/7/26	@ MEM
12/5/25	@ MEM		

ALL-TIME SERIES

DATE	@	W/L	GRIZZ	OPP
11/10/95		L	91	98
11/16/95	@	L	98	103
1/7/96		L	93	101
4/21/96	@	W	108	101
1995-96 SEASON: 1-3			**H: 0-2**	**A: 1-1**
11/12/96 **		L	92	99
1/30/97	@	L	94	100
2/26/97		L	80	83
3/25/97 *	@	L	104	110
1996-97 SEASON: 0-4			**H: 0-2**	**A: 0-2**
11/11/97		W	119	113
1/7/98	@	L	102	110
3/23/98		W	106	95
4/7/98	@	W	110	94
1997-98 SEASON: 3-1			**H: 2-0**	**A: 1-1**
2/10/99		W	105	99
2/16/99 **	@	W	93	89
4/21/99		W	97	94
4/24/99	@	L	96	105
1998-99 SEASON: 3-1			**H: 2-0**	**A: 0-1**
11/14/99		W	109	89
12/13/99	@	L	90	102
12/19/99		W	85	84
2/10/00	@	W	112	90
1999-00 SEASON: 3-1			**H: 2-0**	**A: 1-1**
11/2/00	@	W	99	91
11/16/00		L	72	76
12/23/00	@	L	90	92
4/4/01		W	86	78
2000-01 SEASON: 2-2			**H: 1-1**	**A: 1-1**
11/7/01	@	L	92	108
1/28/02 *		W	119	115
2/25/02		L	77	90
4/16/02	@	L	84	92
2001-02 SEASON: 1-3			**H: 1-1**	**A: 0-2**
1/3/03		W	116	111
1/8/03	@	L	95	103
3/30/03	@	L	100	102
4/8/03		W	111	108
2002-03 SEASON: 2-2			**H: 1-1**	**A: 1-1**
1/11/04 *	@	W	108	107
2/11/04		W	110	102
3/6/04	@	W	98	92
3/12/04		W	98	89
2003-04 SEASON: 4-0			**H: 2-0**	**A: 2-0**
12/19/04	@	W	92	82
12/27/04		W	96	76
2/3/05		L	103	106
3/7/05	@	W	105	102
2004-05 SEASON: 3-1			**H: 1-1**	**A: 2-0**
2/10/06	@	L	87	91
3/5/06	@	W	102	86
3/23/06		W	95	85
4/18/06		W	101	95
2005-06 SEASON: 3-1			**H: 2-0**	**A: 1-1**
11/29/06	@	L	90	105
12/9/06		L	82	89
1/20/07	@	L	91	112
2006-07 SEASON: 0-3			**H: 0-1**	**A: 0-2**
12/14/17		L	91	98
1/26/08 *		W	125	120
2/20/08	@	L	86	100
3/29/08	@	L	97	110
2007-08 SEASON: 1-3			**H: 1-1**	**A: 0-2**
12/5/08		W	93	81
2/6/09		L	105	126
3/4/09	@	W	118	95
2008-09 SEASON: 2-1			**H: 1-1**	**A: 1-0**
11/7/09	@	L	110	113
11/18/09		W	106	91
11/29/09	@	L	88	98
1/12/10		W	104	102
2009-10 SEASON: 2-2			**H: 2-0**	**A: 0-2**
12/11/10	@	W	84	83
3/14/11		W	105	82
4/5/11		L	81	82
4/13/11	@	L	103	110
2010-11 SEASON: 2-2			**H: 1-1**	**A: 1-1**
1/26/12	@	L	91	98
3/24/12	@	L	85	101
4/9/12		W	94	85
2011-12 SEASON: 1-2			**H: 1-0**	**A: 0-2**
10/31/12	@	L	92	101
1/14/13		L	73	99
3/13/13	@	W	96	85
4/13/13		L	87	91
2012-13 SEASON: 1-3			**H: 0-2**	**A: 1-1**
11/18/13	@	W	106	102
12/5/13		L	81	101
2/21/14		W	102	96
2013-14 SEASON: 2-1			**H: 1-1**	**A: 1-0**
11/23/14		W	107	91
2/23/15	@	W	90	87
2/27/15		L	79	97
4/11/15	@	L	86	94
2014-15 SEASON: 2-2			**H: 1-1**	**A: 1-1**
11/9/15	@	L	92	94
3/19/16		W	113	102
4/12/16	@	L	84	110
2015-16 SEASON: 1-2			**H: 1-0**	**A: 0-2**
11/4/16		L	88	99
11/16/16	@	W	111	107
1/4/17	@	L	106	115
3/9/17		L	98	114
2016-17 SEASON: 1-3			**H: 0-2**	**A: 1-1**
11/4/17	@	W	113	104
12/23/17		W	115	112
1/2/18	@	L	105	113
1/26/18		L	100	109
2017-18 SEASON: 2-2			**H: 1-1**	**A: 1-1**
11/23/18 *	@	L	107	112
12/5/18		W	96	86
2/22/19		L	106	112
3/31/19	@	L	96	113
2018-19 SEASON: 1-3			**H: 1-1**	**A: 0-2**
11/27/19		L	119	121
1/4/20	@	W	140	114
2/24/20	@	L	97	124
2019-20 SEASON: 1-2			**H: 0-1**	**A: 1-1**
2/25/21		W	122	94
2/26/21		L	99	119
4/21/21	@	L	105	117
2020-21 SEASON: 1-2			**H: 1-1**	**A: 0-1**
10/23/21	@	W	120	114
11/18/21		W	120	108
1/8/22	@	W	123	108
2/8/22		W	135	109
2021-22 SEASON: 4-0			**H: 2-0**	**A: 2-0**
3/5/23	@	L	129	135
3/29/23		L	132	141
3/31/23		W	108	94
2022-23 SEASON: 1-2			**H: 1-1**	**A: 0-1**
11/12/23	@	W	105	101
12/29/23	@	L	106	117
1/12/24		L	119	128
2/23/24		L	95	101
2023-24 SEASON: 1-3			**H: 0-2**	**A: 1-1**
12/23/24		L	110	114
2/12/25	@	L	114	128
3/21/25	@	L	108	128
2024-25 SEASON: 0-3			**H: 0-1**	**A: 0-2**

*** OT | ** 2OT | *** 3OT**

LOS ANGELES LAKERS

WESTERN CONFERENCE
PACIFIC DIVISION

Home Court: Crypto.com Arena – 18,910
Office: 2275 E. Mariposa Ave., El Segundo, CA 90245
Phone: (310) 426-6000 **Website:** lakers.com

Governor: Jeanie Buss

President, Basketball Operations & General Manager: Rob Pelinka

Head Coach: JJ Redick

Associate Head Coach: Nate McMillan

Assistant Coaches: Scott Brooks, Bob Beyer, Greg St. Jean, Lindsey Harding, Beau Levesque

Assistant Coach, Player Development: Ty Abbott

Director of Player Performance & Health: Dr. Leroy Sims

Communications: Lauren Lamkin, Mitch Heckart, Ta'Nisha Cooper, Nick Robinson, Kyle Prengler, Grace Whitaker, Matt Fleer

Television: Spectrum SportsNet, Bill Macdonald, Stu Lantz, Mike Trudell

Radio (English): ESPNLA Radio (710 AM), John Ireland, Mychal Thompson

Radio (Spanish): 1330 KWKW (1330 AM), Samuel Jacobo, Jose "Pepe" Mantilla

Key Numbers

Grizzlies' Largest Win	23	11/10/14	@ LAL
Grizzlies' Most PTS	131	11/6/24	@ MEM
Grizzlies' Fewest PTS	75	4/12/09	@ LAL
Lakers' Largest Win	39	1/14/02	@ LAL
Lakers' Most PTS	136	3/27/24	@ MEM
Lakers' Fewest PTS	72	12/20/04	@ LAL

Streaks

Grizzlies' Last Win		
Overall:	131-114	11/6/24 @ MEM
Home:	131-114	11/6/24 @ MEM
Away:	127-113	1/5/24 @ LAL
Grizzlies' Last Loss		
Overall:	134-127	3/29/25 @ MEM
Home:	134-127	3/29/25 @ MEM
Away:	116-110	12/15/24 @ LAL
Longest Winning Streaks		
Overall:	9	2/26/14 – 2/26/16
Home:	7	2/26/14 – 1/15/18
Away:	5	11/15/13 – 2/26/16
Longest Losing Streaks		
Overall:	12	11/17/95 – 4/8/98
Home:	6	11/17/95 – 3/15/98
Away:	18	12/1/95 – 4/9/04

2024-25 SEASON SERIES STATISTICS

MEMPHIS VS. LOS ANGELES LAKERS

PLAYER	G-GS	MIN	FG-FGA	PCT	3FG-FGA	PCT	FT-FTA	PCT	OFF	DEF	TOT	AST	PF	DQ	STL	TO	BLK	PTS	AVG
Jackson Jr.	4-4	123	35-59	.593	8-18	.444	20-23	.870	3	19	22	5	17	1	4	6	5	98	24.5
Morant	3-3	87	22-61	.361	5-15	.333	13-18	.722	3	16	19	21	8	0	5	16	1	62	20.7
Bane	2-2	61	15-26	.577	5-10	.500	1-1	1.000	3	8	11	13	6	0	2	1	0	36	18.0
Wells	4-4	97	17-34	.500	6-13	.462	8-9	.889	1	8	9	6	9	0	2	3	0	48	12.0
Edey	4-2	91	19-31	.613	0-0	---	9-11	.818	21	15	36	4	16	1	3	6	5	47	11.8
Pippen Jr.	4-1	85	18-35	.514	7-12	.583	4-5	.800	1	13	14	12	11	0	5	10	3	47	11.8
Smart	2-0	52	6-16	.375	3-8	.375	7-8	.875	2	3	5	9	4	0	1	5	1	22	11.0
Aldama	4-2	107	15-42	.357	3-19	.158	7-8	.875	8	19	27	10	6	0	5	4	2	40	10.0
LaRavia	3-0	64	9-17	.529	2-5	.400	5-7	.714	3	7	10	14	6	0	2	5	0	25	8.3
Kennard	4-0	85	9-18	.500	8-10	.800	4-6	.667	0	6	6	11	7	0	2	1	0	30	7.5
Clarke	2-1	32	4-10	.400	0-0	---	3-4	.750	1	7	8	1	2	0	0	1	0	11	5.5
Huff	4-1	38	8-18	.444	4-12	.333	0-2	.000	3	6	9	4	2	0	2	3	2	20	5.0
Williams Jr.	1-0	18	1-4	.250	1-3	.333	0-0	---	0	3	3	2	2	0	0	0	0	3	3.0
Kawamura	1-0	2	0-1	.000	0-0	---	2-2	1.000	0	0	0	0	0	0	0	1	0	2	2.0
Castleton	1-0	2	0-0	---	0-0	---	0-0	---	0	0	0	0	2	0	0	0	0	0	0.0
Konchar	1-0	11	0-1	.000	0-1	.000	0-0	---	1	2	3	2	1	0	0	0	0	0	0.0
Stevens	1-0	8	0-1	.000	0-1	.000	0-0	---	0	0	0	0	1	0	0	1	0	0	0.0
GRIZZLIES	**4-**	**960**	**178-374**	**.476**	**52-127**	**.409**	**83-104**	**.798**	**50**	**132**	**182**	**114**	**100**	**2**	**33**	**65**	**19**	**491**	**122.8**

LOS ANGELES LAKERS VS. MEMPHIS

PLAYER	G-GS	MIN	FG-FGA	PCT	3FG-FGA	PCT	FT-FTA	PCT	OFF	DEF	TOT	AST	PF	DQ	STL	TO	BLK	PTS	AVG
Davis	2-2	65	21-38	.553	3-7	.429	16-20	.800	6	24	30	5	9	0	2	7	4	61	30.5
L. James	4-4	144	45-84	.536	15-29	.517	12-20	.600	6	27	33	36	9	0	6	19	3	117	29.3
Doncic	1-1	38	8-18	.444	2-9	.222	11-12	.917	0	8	8	9	3	0	2	3	0	29	29.0
Reaves	4-4	144	26-62	.419	12-36	.333	23-26	.885	3	11	14	27	11	0	7	8	1	87	21.8
Finney-Smith	1-0	35	4-9	.444	3-7	.429	0-0	---	0	5	5	1	2	0	0	1	0	11	11.0
Hachimura	3-3	102	13-20	.650	6-10	.600	8-11	.727	4	12	16	4	7	0	2	4	3	40	13.3
Reddish	3-1	63	9-14	.643	3-5	.600	6-10	.600	3	7	10	3	7	0	6	2	1	27	9.0
Russell	3-1	59	9-28	.321	6-21	.286	3-4	.750	0	6	6	7	5	0	3	5	0	27	9.0
Christie	2-1	48	4-11	.364	2-4	.500	5-5	1.000	2	3	5	4	4	0	1	1	1	15	7.5
Knecht	4-1	76	11-21	.524	6-15	.400	1-2	.500	4	6	10	7	8	0	2	4	0	29	7.3
Vanderbilt	1-0	10	3-5	.600	0-1	.000	0-0	---	1	3	4	1	2	0	0	1	0	6	6.0
Vincent	4-0	73	8-24	.333	6-19	.316	2-3	.667	1	4	5	2	7	0	2	4	2	24	6.0
Hayes	2-2	52	4-7	.571	0-0	---	2-2	1.000	2	13	15	1	9	0	0	2	0	10	5.0
Koloko	3-0	38	3-4	.750	0-0	---	1-2	.500	1	2	3	0	4	0	1	2	1	7	2.3
B. James	1-0	5	0-2	.000	0-2	.000	2-2	1.000	0	0	0	0	1	0	0	0	0	2	2.0
Goodwin	1-0	8	0-2	.000	0-1	.000	0-0	---	1	0	1	0	0	0	0	0	0	0	0.0
LAKERS	**4-**	**960**	**168-349**	**.481**	**64-166**	**.386**	**92-119**	**.773**	**34**	**131**	**165**	**107**	**88**	**0**	**34**	**65**	**16**	**492**	**123.0**

LOS ANGELES LAKERS

SERIES RECORDS

Overall: 41-69
Home: 25-30
Road: 16-39

2025-26 SCHEDULE

10/31/25	@ MEM	1/4/26	@ LAL
1/2/26	@ LAL		

ALL-TIME SERIES

DATE	@	W/L	GRIZZ	OPP
11/17/95		L	91	114
12/1/95	@	L	100	113
2/28/96		L	80	99
4/5/96	@	L	94	104
1995-96 SEASON: 0-4			**H: 0-2**	**A: 0-2**
1/5/97		L	82	95
1/14/97	@	L	81	91
2/21/97	@	L	91	99
3/27/97 *		L	98	102
1996-97 SEASON: 0-4			**H: 0-2**	**A: 0-2**
11/16/97	@	L	95	121
1/6/98		L	87	100
3/15/98		L	110	119
4/8/98	@	L	102	113
1997-98 SEASON: 0-4			**H: 0-2**	**A: 0-2**
12/23/99		W	93	83
3/29/99	@	L	98	116
4/19/99	@	L	102	117
1998-99 SEASON: 1-2			**H: 1-0**	**A: 0-2**
11/3/99	@	L	88	103
12/11/99		L	94	106
3/1/00	@	L	91	103
3/29/00		L	99	108
1999-00 SEASON: 0-4			**H: 0-2**	**A: 0-2**
11/4/00		L	89	98
12/15/00	@	L	76	98
1/15/01 *	@	L	112	113
3/3/01		L	88	98
2000-01 SEASON: 0-4			**H: 0-2**	**A: 0-2**
11/9/01	@	L	86	110
12/21/01		W	114	108
1/14/02	@	L	81	120
2/1/02		L	85	100
2001-02 SEASON: 1-3			**H: 1-1**	**A: 0-2**
11/29/02 *		L	106	112
12/3/02	@	L	91	101
3/31/03	@	L	94	110
4/4/03		L	101	102
2002-03 SEASON: 0-4			**H: 0-2**	**A: 0-2**
11/10/03		W	105	95
11/23/03	@	L	89	121
1/21/04		W	88	82
4/9/04	@	L	95	103
2003-04 SEASON: 2-2			**H: 2-0**	**A: 0-2**
11/10/04		W	110	87
12/20/04	@	W	82	72
4/3/05		W	102	82
2004-05 SEASON: 3-0			**H: 2-0**	**A: 1-0**
11/14/05		W	85	73
12/14/05		L	79	94
12/28/05 *	@	W	100	99
2/11/06	@	W	100	99
2005-06 SEASON: 3-1			**H: 1-1**	**A: 2-0**
11/12/06	@	L	81	91
1/9/07		W	128	118
3/22/07		L	119	121
3/27/07	@	W	88	86
2006-07 SEASON: 2-2			**H: 1-1**	**A: 1-1**
1/8/08		L	101	117
1/13/08	@	L	99	100
3/28/08	@	W	114	111
2007-08 SEASON: 1-2			**H: 0-1**	**A: 1-1**
12/22/08		L	96	105
1/31/09		L	98	115
3/3/09	@	L	89	99
4/12/09	@	L	75	92
2008-09 SEASON: 0-4			**H: 0-2**	**A: 0-2**
11/6/09	@	L	98	114
2/1/10		W	95	93
2/23/10		L	98	99
2009-10 SEASON: 1-2			**H: 1-1**	**A: 0-1**
11/2/10	@	L	105	124
11/30/10		W	98	96
1/2/11	@	W	104	85
2/7/11		L	84	93
2010-11 SEASON: 2-2			**H: 1-1**	**A: 1-1**
1/8/12	@	L	82	90
3/13/12 **		L	111	116
3/25/12	@	W	102	96
2011-12 SEASON: 1-2			**H: 0-1**	**A: 1-1**
11/23/12		W	106	98
1/23/13		W	106	93
4/5/13	@	L	84	86
2012-13 SEASON: 2-1			**H: 2-0**	**A: 0-1**
11/15/13	@	W	89	86
12/17/13		L	92	96
2/26/14		W	108	103
4/13/14	@	W	102	90
2013-14 SEASON: 3-1			**H: 1-1**	**A: 2-0**
11/11/14		W	107	102
11/26/14	@	W	99	93
1/2/15	@	W	109	106
3/6/15		W	97	90
2014-15 SEASON: 4-0			**H: 2-0**	**A: 2-0**
12/27/15		W	112	96
2/24/16		W	128	119
2/26/16	@	W	112	95
3/22/16	@	L	100	107
2015-16 SEASON: 3-1			**H: 2-0**	**A: 1-1**
12/3/16		W	103	100
1/3/17	@	L	102	116
4/2/17	@	L	103	108
2016-17 SEASON: 1-2			**H: 1-0**	**A: 0-2**
11/5/17	@	L	102	107
12/27/17	@	W	109	99
1/15/18		W	123	114
3/24/18		L	93	100
2017-18 SEASON: 2-2			**H: 1-1**	**A: 1-1**
12/8/18		L	88	111
12/23/18	@	W	107	99
2/25/19		W	110	105
2018-19 SEASON: 2-1			**H: 1-1**	**A: 1-0**
10/29/19	@	L	91	120
11/23/19		L	108	109
2/21/20	@	L	105	117
2/29/20		W	105	88
2019-20 SEASON: 1-3			**H: 1-1**	**A: 0-2**
1/3/21		L	94	108
1/5/21		L	92	94
2/12/21	@	L	105	115
2020-21 SEASON: 0-3			**H: 0-2**	**A: 0-1**
10/24/21	@	L	118	121
12/9/21		W	108	95
12/29/21		W	104	99
1/9/22	@	W	127	119
2021-22 SEASON: 3-1			**H: 2-0**	**A: 1-1**
1/20/23	@	L	121	122
2/28/23		W	121	109
3/7/23	@	L	103	112
2022-23 SEASON: 1-2			**H: 1-0**	**A: 0-2**
11/14/23 ^	@	L	107	134
1/5/24	@	W	127	113
3/27/24		L	124	136
4/12/24		L	120	123
2023-24 SEASON: 1-3			**H: 0-2**	**A: 1-1**
11/6/24		W	131	114
11/13/24	@	L	123	128
12/15/24	@	L	110	116
3/29/25		L	127	134
2024-25 SEASON: 1-3			**H: 1-1**	**A: 0-2**

*** OT | ** 2OT | *** 3OT | ^ CUP**

MIAMI HEAT

EASTERN CONFERENCE
SOUTHEAST DIVISION

Home Court: Kaseya Center – 19,600
Office: 601 Biscayne Blvd., Miami, FL 33132
Phone: (786) 777-4328
Website: heat.com

Managing General Partner: Micky Arison
Chief Executive Officer: Nick Arison
President: Pat Riley
EVP, Basketball Operations/General Manager: Andy Elisburg
Head Coach: Erik Spoelstra
Associate Head Coach: Chris Quinn
Assistant Coaches: Malik Allen, Caron Butler, Octavo De La Grana, Eric Glass, Wayne Ellington
Head Athletic Trainer: Wes Brown
Sports Media Relations: Tim Donovan, Rob Wilson, Michael Lissack, Nick Maiorana, Maddox Burnett
TV: FanDuel Sports Network Sun, Eric Reid, John Crotty, Will Manso, Kelly Saco, Jeremy Tache, Jason Jackson, Ron Rothstein, Amy Audibert
Radio (English): AM 560 WQAM, Jason Jackson, Amy Audibert
Radio (Spanish): WAQI 710 AM, Jose Paneda, Joe Pujala

Key Numbers

Grizzlies' Largest Win	34	3/15/25	@ MEM
Grizzlies' Most PTS	126	2/28/03	@ MEM
Grizzlies' Fewest PTS	69	1/13/96	@ VAN
Heat's Largest Win	33	3/12/11	@ MIA
Heat's Most PTS	138	3/15/23	@ MIA
Heat's Fewest PTS	65	1/13/96	@ VAN

Streaks

Grizzlies' Last Win		
Overall:	110-108	4/3/25 @ MIA
Home:	125-91	3/15/25 @ MEM
Away:	110-108	4/3/25 @ MIA
Grizzlies' Last Loss		
Overall:	108-102	11/8/23 @ MEM
Home:	108-102	11/8/23 @ MEM
Away:	138-119	3/15/23 @ MIA
Longest Winning Streaks		
Overall:	3 (4x)	1/24/24 – 4/3/25
Home:	5	11/20/10 – 12/29/15
Away:	2 (3x)	1/24/24 – 4/3/25
Longest Losing Streaks		
Overall:	5	12/11/17 – 10/23/19
Home:	5	1/13/96 – 3/9/02
Away:	4	12/12/03 – 12/16/06

2024-25 SEASON SERIES STATISTICS

MEMPHIS VS. MIAMI

PLAYER	G-GS	MIN	FG-FGA	PCT	3FG-FGA	PCT	FT-FTA	PCT	OFF	DEF	TOT	AST	PF	DQ	STL	TO	BLK	PTS	AVG
Morant	1-1	32	11-22	.500	3-7	.429	5-6	.833	2	3	5	3	4	0	1	4	0	30	30.0
Jackson Jr.	2-2	70	18-29	.621	4-9	.444	4-5	.800	2	8	10	2	8	0	1	8	4	44	22.0
Bane	2-2	67	15-39	.385	5-14	.357	4-4	1.000	2	17	19	14	3	0	3	2	0	39	19.5
Pippen Jr.	2-0	56	10-19	.526	5-7	.714	3-3	1.000	1	6	7	18	6	0	4	3	2	28	14.0
Clarke	1-0	14	6-7	.857	0-0	---	0-0	---	1	1	2	0	1	0	1	0	0	12	12.0
Wells	2-2	52	8-16	.500	3-9	.333	2-4	.500	2	8	10	5	2	0	0	2	0	21	10.5
Edey	2-2	55	8-12	.667	0-1	.000	4-4	1.000	7	14	21	2	5	0	0	5	3	20	10.0
Aldama	1-0	30	3-7	.429	3-7	.429	0-0	---	2	6	8	2	1	0	2	2	0	9	9.0
Kennard	2-1	52	6-11	.545	2-5	.400	0-0	---	2	4	6	5	2	0	0	2	0	14	7.0
Spencer	1-0	18	2-5	.400	2-4	.500	0-0	---	1	1	2	3	1	0	0	0	0	6	6.0
Jackson II	1-0	8	1-4	.250	1-4	.250	2-2	1.000	0	2	2	0	1	0	1	0	0	5	5.0
Stevens	2-0	21	3-6	.500	0-2	.000	1-1	1.000	1	4	5	1	0	0	2	0	1	7	3.5
Bagley	1-0	3	0-0	---	0-0	---	0-0	---	0	1	1	0	0	0	0	0	0	0	0.0
Konchar	1-0	3	0-0	---	0-0	---	0-0	---	0	2	2	0	0	0	0	0	0	0	0.0
GRIZZLIES	**2-**	**480**	**91-177**	**.514**	**28-69**	**.406**	**25-29**	**.862**	**23**	**77**	**100**	**55**	**34**	**0**	**15**	**29**	**10**	**235**	**117.5**

MIAMI VS. MEMPHIS

PLAYER	G-GS	MIN	FG-FGA	PCT	3FG-FGA	PCT	FT-FTA	PCT	OFF	DEF	TOT	AST	PF	DQ	STL	TO	BLK	PTS	AVG
Adebayo	2-2	64	18-41	.439	4-8	.500	4-4	1.000	5	8	13	5	4	0	2	5	4	44	22.0
Herro	2-2	60	15-35	.429	5-11	.455	8-8	1.000	2	9	11	11	2	0	2	4	2	43	21.5
Ware	2-2	71	13-27	.481	4-10	.400	2-5	.400	7	19	26	1	8	0	1	1	3	32	16.0
Wiggins	1-1	22	3-8	.375	1-5	.200	1-1	1.000	0	0	0	1	3	0	0	1	0	8	8.0
Jaquez Jr.	1-0	27	4-10	.400	0-2	.000	5-6	.833	3	2	5	3	1	0	0	2	0	13	13.0
Anderson	2-0	50	7-16	.438	1-6	.167	4-4	1.000	2	6	8	7	4	0	3	2	1	19	9.5
Mitchell	2-0	57	4-12	.333	4-7	.571	2-2	1.000	1	5	6	9	4	0	4	4	1	14	7.0
Highsmith	1-0	26	2-3	.667	1-1	1.000	1-2	.500	2	1	3	2	3	0	0	1	0	6	6.0
Rozier	1-0	27	2-9	.222	1-6	.167	0-0	---	0	3	3	2	0	0	0	1	0	5	5.0
Larsson	2-1	37	3-8	.375	0-3	.000	1-2	.500	2	2	4	5	5	0	4	1	1	7	3.5
Robinson	2-1	24	2-8	.250	2-6	.333	0-0	---	1	2	3	1	3	0	1	1	0	6	3.0
Burks	1-1	16	1-6	.167	0-5	.000	0-0	---	0	2	2	1	0	0	0	2	0	2	2.0
HEAT	**2-**	**480**	**74-183**	**.404**	**23-70**	**.329**	**28-34**	**.824**	**25**	**59**	**84**	**48**	**37**	**0**	**17**	**25**	**12**	**199**	**99.5**

MIAMI HEAT

SERIES RECORDS

Overall: 27-30
Home: 15-13
Road: 12-17

2025-26 SCHEDULE

10/24/25	@ MEM
2/21/26	@ MIA

ALL-TIME SERIES

DATE	@	W/L	GRIZZ	OPP
11/25/95	@	L	91	111
1/13/96		W	69	65
1995-96 SEASON: 1-1			**H: 1-0**	**A: 0-1**
11/20/96		L	75	94
3/14/97	@	L	82	88
1996-97 SEASON: 0-2			**H: 0-1**	**A: 0-1**
1/11/98		L	90	96
3/18/98	@	L	91	94
1997-98 SEASON: 0-2			**H: 0-1**	**A: 0-1**
NO GAMES				
1998-99 SEASON: 0-0			**H: 0-0**	**A: 0-0**
1/4/00	@	W	91	87
1/16/00		L	83	94
1999-00 SEASON: 1-1			**H: 0-1**	**A: 1-0**
1/19/01		L	86	97
3/17/01	@	L	81	95
2000-01 SEASON: 0-2			**H: 0-1**	**A: 0-1**
12/28/01	@	W	91	86
3/9/02		L	88	93
2001-02 SEASON: 1-1			**H: 0-1**	**A: 1-0**
12/10/02	@	W	107	96
2/28/03 *		W	126	116
2002-03 SEASON: 2-0			**H: 1-0**	**A: 1-0**
12/12/03	@	L	88	91
12/19/03		W	97	83
2003-04 SEASON: 1-1			**H: 1-0**	**A: 0-1**
12/10/04	@	L	84	92
4/8/05		W	97	81
2004-05 SEASON: 1-1			**H: 1-0**	**A: 0-1**
11/2/05		L	78	97
1/24/06	@	L	82	94
2005-06 SEASON: 0-2			**H: 0-1**	**A: 0-1**
12/2/06		L	97	98
12/16/06		L	90	98
2006-07 SEASON: 0-2			**H: 0-1**	**A: 0-1**
1/6/08		W	101	94
4/11/08	@	W	96	91
2007-08 SEASON: 2-0			**H: 1-0**	**A: 1-0**
12/14/08		W	102	86
3/23/09	@	L	82	94
2008-09 SEASON: 1-1			**H: 1-0**	**A: 0-1**
12/13/09	@	W	118	90
2/19/10 **		L	87	100
2009-10 SEASON: 1-1			**H: 0-1**	**A: 1-0**

DATE	@	W/L	GRIZZ	OPP
11/20/10		W	97	95
3/12/11	@	L	85	118
2010-11 SEASON: 1-1			**H: 1-0**	**A: 0-1**
4/6/12	@	W	97	82
2011-12 SEASON: 1-0			**H: 0-0**	**A: 1-0**
11/11/12		W	104	86
3/1/13	@	L	91	98
2012-13 SEASON: 1-1			**H: 1-0**	**A: 0-1**
3/21/14	@	L	86	91
4/9/14		W	107	102
2013-14 SEASON: 1-1			**H: 1-0**	**A: 0-1**
12/7/14		W	103	87
12/27/14	@	W	103	95
2014-15 SEASON: 2-0			**H: 1-0**	**A: 1-0**
12/13/15	@	L	97	100
12/29/15 *		W	99	90
2015-16 SEASON: 1-1			**H: 1-0**	**A: 0-1**
11/25/16		L	81	90
11/26/16	@	W	110	107
2016-17 SEASON: 1-1			**H: 0-1**	**A: 1-0**
12/11/17		L	82	107
2/24/18	@	L	89	115
2017-18 SEASON: 0-2			**H: 0-1**	**A: 0-1**
12/14/18		L	97	100
1/12/19	@	L	108	112
2018-19 SEASON: 0-2			**H: 0-1**	**A: 0-1**
10/23/19	@	L	101	120
12/16/19		W	118	111
2019-20 SEASON: 1-1			**H: 1-0**	**A: 0-1**
3/17/21		W	89	85
4/6/21	@	W	124	112
2020-21 SEASON: 2-0			**H: 1-0**	**A: 1-0**
10/30/21		L	103	129
12/6/21	@	W	105	90
2021-22 SEASON: 1-1			**H: 0-1**	**A: 1-0**
12/5/22		W	101	93
3/15/23	@	L	119	138
2022-23 SEASON: 1-1			**H: 1-0**	**A: 0-1**
11/8/23		L	102	108
1/24/24	@	W	105	96
2023-24 SEASON: 1-1			**H: 0-1**	**A: 1-0**
3/15/25		W	125	91
4/3/25	@	W	110	108
2024-25 SEASON: 2-0			**H: 1-0**	**A: 1-0**

*** OT | ** 2OT | *** 3OT**

MILWAUKEE BUCKS

EASTERN CONFERENCE
CENTRAL DIVISION

Home Court: Fiserv Forum – 17,341
Office: 1111 Vel R. Phillips Ave., Milwaukee, WI 53203
Phone: (414) 227-0500
Website: bucks.com

Owners: Wes Edens, Jimmy and Dee Haslam, Jamie Dinan

General Manager: Jon Horst

Head Coach: Doc Rivers

Assistant Coaches: Darvin Ham, Greg Buckner, Dave Joerger, Rex Kalamin, Vin Baker, Pete Dominguez

Assistant Coach/Head of Player Development: Jack Herum

Vice President of Sports Medicine & Performance: Luke O'Brien

Communications: Barry Baum, Dan Smyczek, Amanda Janczak, Kate Reed

Television: FanDuel Sports Network Wisconsin, Lisa Byington, Marques Johnson, Melanie Ricks

Radio: 103.3 FM and 620 AM WTMJ, Dave Koehn

Key Numbers

Grizzlies' Largest Win	41	12/15/22	@ MEM
Grizzlies' Most PTS	142	12/15/22	@ MEM
Grizzlies' Fewest PTS	78	2/4/06	@ MIL
Bucks' Largest Win	19	11/26/97	@ MIL
Bucks' Most PTS	127	12/13/19	@ MEM
Bucks' Fewest PTS	77	1/15/14	@ MIL

Streaks

Grizzlies' Last Win		
Overall:	132-119	2/2/25 @ MIL
Home:	122-99	10/31/24 @ MEM
Away:	132-119	2/2/25 @ MIL
Grizzlies' Last Loss		
Overall:	126-114	1/19/22 @ MIL
Home:	112-111	3/4/21 @ MEM
Away:	126-114	1/19/22 @ MIL
Longest Winning Streaks		
Overall:	7 (2x)	3/26/22 – 2/2/25
Home:	6	2/11/11 – 3/13/17
Away:	4	1/22/11 – 1/15/14
Longest Losing Streaks		
Overall:	5	12/8/06 – 11/14/08
Home:	4	12/27/06 – 11/21/09
Away:	4	11/8/14 – 11/13/17

2024-25 SEASON SERIES STATISTICS

MEMPHIS VS. MILWAUKEE

PLAYER	G-GS	MIN	FG-FGA	PCT	3FG-FGA	PCT	FT-FTA	PCT	OFF	DEF	TOT	AST	PF	DQ	STL	TO	BLK	PTS	AVG
Morant	1-1	29	9-16	.563	2-5	.400	6-7	.857	1	9	10	14	0	0	1	3	0	26	26.0
Jackson Jr.	2-2	59	17-38	.447	7-17	.412	9-13	.692	0	10	10	4	8	0	0	7	1	50	25.0
Bane	1-1	29	9-15	.600	1-3	.333	3-3	1.000	4	5	9	3	2	0	0	1	0	22	22.0
Aldama	2-1	59	16-31	.516	4-13	.308	6-6	1.000	5	12	17	5	1	0	2	3	1	42	21.0
Pippen Jr.	2-0	50	9-16	.563	1-5	.200	6-10	.600	0	8	8	11	4	0	5	4	1	25	12.5
Edey	2-2	42	11-19	.579	0-1	.000	2-2	1.000	8	11	19	3	3	0	1	2	2	24	12.0
Wells	2-2	66	8-15	.533	3-9	.333	3-3	1.000	3	6	9	5	3	0	1	1	0	22	11.0
Kennard	1-1	30	3-8	.375	2-3	.667	0-0	---	1	2	3	8	0	0	1	1	0	8	8.0
Clarke	2-0	31	6-10	.600	0-0	---	1-1	1.000	2	4	6	3	5	0	0	1	0	13	6.5
LaRavia	2-0	47	4-9	.444	1-3	.333	4-6	.667	3	13	16	4	5	0	4	3	0	13	6.5
Jackson II	1-0	17	2-7	.286	1-5	.200	0-0	---	2	6	8	2	1	0	0	0	1	5	5.0
Huff	1-0	17	1-4	.250	0-2	.000	2-2	1.000	0	2	2	1	4	0	0	1	1	4	4.0
Castleton	1-0	2	0-0	---	0-0	---	0-0	---	0	0	0	0	0	0	0	0	1	0	0.0
Kawamura	1-0	3	0-1	.000	0-1	.000	0-0	---	0	0	0	0	0	0	0	0	0	0	0.0
GRIZZLIES	**2-**	**480**	**95-189**	**.503**	**22-67**	**.328**	**42-53**	**.792**	**29**	**88**	**117**	**63**	**36**	**0**	**15**	**29**	**8**	**254**	**127.0**

MILWAUKEE VS. MEMPHIS

PLAYER	G-GS	MIN	FG-FGA	PCT	3FG-FGA	PCT	FT-FTA	PCT	OFF	DEF	TOT	AST	PF	DQ	STL	TO	BLK	PTS	AVG
Antetokounmpo	2-2	71	31-43	.721	2-3	.667	3-14	.214	5	17	22	11	7	0	3	5	2	67	33.5
Middleton	1-0	26	7-10	.700	4-5	.800	2-2	1.000	0	2	2	4	3	0	1	3	1	20	20.0
Lopez	2-2	55	10-23	.435	6-13	.462	1-2	.500	1	4	5	3	9	0	1	1	2	27	13.5
Portis Jr.	1-0	25	5-14	.357	1-5	.200	0-0	---	5	2	7	0	2	0	1	1	0	11	11.0
Lillard	2-2	71	5-27	.185	2-14	.143	7-8	.875	1	4	5	15	5	0	1	4	0	19	9.5
Prince	2-2	58	6-16	.375	4-13	.308	2-2	1.000	1	8	9	8	4	0	5	2	0	18	9.0
Wright	1-0	21	3-4	.750	2-2	1.000	0-0	---	0	1	1	2	2	0	0	0	1	8	8.0
Green	2-0	33	5-9	.556	3-7	.429	1-1	1.000	1	2	3	1	2	0	2	0	0	14	7.0
Trent Jr.	2-1	34	4-16	.250	0-10	.000	1-1	1.000	0	6	6	2	1	0	1	0	0	9	4.5
Rollins	2-0	15	2-7	.286	2-5	.400	2-4	.500	0	0	0	2	0	0	0	1	2	8	4.0
Jackson Jr.	2-1	33	3-6	.500	1-3	.333	0-2	.000	2	7	9	2	8	0	2	3	1	7	3.5
Connaughton	2-0	24	2-8	.250	2-6	.333	0-0	---	0	3	3	2	3	0	0	1	0	6	3.0
Beauchamp	1-0	5	1-3	.333	0-1	.000	0-0	---	1	1	2	0	0	0	0	1	0	2	2.0
Robbins	1-0	5	1-1	1.000	0-0	---	0-2	.000	0	0	0	0	0	0	0	0	0	2	2.0
Smith	1-0	5	0-0	---	0-0	---	0-0	---	0	0	0	0	2	0	0	1	0	0	0.0
BUCKS	**2-**	**480**	**85-187**	**.455**	**29-87**	**.333**	**19-38**	**.500**	**17**	**57**	**74**	**52**	**48**	**0**	**17**	**23**	**9**	**218**	**109.0**

MILWAUKEE BUCKS

SERIES RECORDS

Overall: 31-26
Home: 17-12
Road: 14-14

2025-26 SCHEDULE

12/26/25	@ MEM
4/5/26	@ MIL

ALL-TIME SERIES

DATE	@	W/L	GRIZZ	OPP
12/3/95		L	95	109
1/22/96	@	W	100	92
1995-96 SEASON: 1-1			**H: 0-1**	**A: 1-0**
11/6/96	@	L	89	105
4/1/97		L	91	102
1996-97 SEASON: 0-2			**H: 0-1**	**A: 0-1**
11/15/97		W	109	94
11/26/97	@	L	82	101
1997-98 SEASON: 1-1			**H: 1-0**	**A: 0-1**
NO GAMES				
1998-99 SEASON: 0-0			**H: 0-0**	**A: 0-0**
1/31/00		L	87	92
2/19/00	@	W	111	100
1999-00 SEASON: 1-1			**H: 0-1**	**A: 1-0**
1/7/01		W	120	117
2/23/01	@	L	81	93
2000-01 SEASON: 1-1			**H: 1-0**	**A: 0-1**
12/18/01		L	105	114
2/7/02	@	L	103	107
2001-02 SEASON: 0-2			**H: 0-1**	**A: 0-1**
12/20/02		W	95	84
2/16/03	@	W	101	95
2002-03 SEASON: 2-0			**H: 1-0**	**A: 1-0**
2/6/04		W	105	85
2/27/04	@	L	104	106
2003-04 SEASON: 1-1			**H: 1-0**	**A: 0-1**
1/15/05		W	101	82
4/1/05	@	W	93	82
2004-05 SEASON: 2-0			**H: 1-0**	**A: 1-0**
2/4/06	@	L	78	88
4/7/06		W	100	90
2005-06 SEASON: 1-1			**H: 1-0**	**A: 0-1**
12/8/06	@	L	94	100
12/27/06		L	96	112
2006-07 SEASON: 0-2			**H: 0-1**	**A: 0-1**
11/14/07	@	L	99	102
2/5/08		L	97	102
2007-08 SEASON: 0-2			**H: 0-1**	**A: 0-1**
11/14/08 *		L	96	101
4/4/09	@	W	107	102
2008-09 SEASON: 1-1			**H: 0-1**	**A: 1-0**
11/21/09		L	98	103
3/28/10 *	@	L	103	108
2009-10 SEASON: 0-2			**H: 0-1**	**A: 0-1**

DATE	@	W/L	GRIZZ	OPP
1/22/11	@	W	94	81
2/11/11		W	89	86
2010-11 SEASON: 2-0			**H: 1-0**	**A: 1-0**
3/31/12	@	W	99	95
2011-12 SEASON: 1-0			**H: 0-0**	**A: 1-0**
11/7/12	@	W	108	90
12/19/12		W	90	80
2012-13 SEASON: 2-0			**H: 1-0**	**A: 1-0**
1/15/14	@	W	82	77
2/1/14		W	99	90
2013-14 SEASON: 2-0			**H: 1-0**	**A: 1-0**
11/8/14	@	L	92	93
3/14/15		W	96	83
2014-15 SEASON: 1-1			**H: 1-0**	**A: 0-1**
1/28/16		W	103	83
3/17/16	@	L	86	96
2015-16 SEASON: 1-1			**H: 1-0**	**A: 0-1**
11/12/16	@	L	96	106
3/13/17		W	113	93
2016-17 SEASON: 1-1			**H: 1-0**	**A: 0-1**
11/13/17	@	L	103	110
3/12/18		L	103	121
2017-18 SEASON: 0-2			**H: 0-1**	**A: 0-1**
11/14/18	@	W	116	113
1/16/19		L	101	111
2018-19 SEASON: 1-1			**H: 0-1**	**A: 1-0**
12/13/19		L	114	127
8/13/20		W	119	106
2019-20 SEASON: 1-1			**H: 1-1**	**A: 0-0**
3/4/21		L	111	112
4/17/21	@	W	128	115
2020-21 SEASON: 1-1			**H: 0-1**	**A: 1-0**
1/19/22	@	L	114	126
3/26/22		W	127	102
2021-22 SEASON: 1-1			**H: 1-0**	**A: 0-1**
12/15/22		W	142	101
4/7/23	@	W	137	114
2022-23 SEASON: 2-0			**H: 1-0**	**A: 1-0**
2/15/24		W	113	110
4/3/24	@	W	111	101
2023-24 SEASON: 2-0			**H: 1-0**	**A: 1-0**
10/31/24		W	122	99
2/2/25	@	W	132	119
2024-25 SEASON: 2-0			**H: 1-0**	**A: 1-0**

*** OT | ** 2OT | *** 3OT**

MINNESOTA TIMBERWOLVES

WESTERN CONFERENCE
NORTHWEST DIVISION

Home Court: Target Center – 18,978
Office: 600 N 1st Ave, Minneapolis, MN 55403
Phone: (612) 673-1600
Website: timberwolves.com

Owners/Co-Chairmen: Marc Lore and Alex Rodriguez
Chief Executive Officer: Matthew Caldwell
President of Basketball Operations: Tim Connelly
General Manager: Matt Lloyd
Head Coach: Chris Finch
Assistant Coaches: Micah Nori, Pablo Prigioni, Elston Turner, Kevin Hanson, Max LeFevre, Chris Hines
Assistant Coach/Director of Player Development: Jeff Newton
Vice President, Team Medical Services: Dr. Sheldon Burns, M.D.
Head Athletic Trainer: Erin Sierer
Communications: Patrick Rees, Aaron Freeman, Derek Ahrnsbrak, Alyssa Freeman
Television: FanDuel Sports Network North, Michael Grady, Jim Petersen, Lea B. Olson
Radio: KFAN/iHeart, Alan Horton

Key Numbers

Grizzlies' Largest Win	29	12/1/07	@ MEM
Grizzlies' Most PTS	139	5/5/21	@ MIN
Grizzlies' Fewest PTS	72	3/19/97	@ MIN
Timberwolves' Largest Win	43	11/20/21	@ MIN
Timberwolves' Most PTS	141	4/10/25	@ MEM
Timberwolves' Fewest PTS	71	11/19/16	@ MEM

Streaks

Grizzlies' Last Win		
Overall:	108-106	1/20/25 @ MEM
Home:	108-106	1/20/25 @ MEM
Away:	127-125	1/11/25 @ MIN
Grizzlies' Last Loss		
Overall:	141-125	4/10/25 @ MEM
Home:	141-125	4/10/25 @ MEM
Away:	110-101	2/28/24 @ MIN
Longest Winning Streaks		
Overall:	11	10/30/10 – 3/30/13
Home:	8	11/14/09 – 3/18/13
Away:	6	2/2/11 – 1/31/14
Longest Losing Streaks		
Overall:	10 (2x)	4/10/01 – 11/28/03
Home:	10	11/21/99 – 4/14/04
Away:	11	11/28/95 – 11/22/00

2024-25 SEASON SERIES STATISTICS

MEMPHIS VS. MINNESOTA

PLAYER	G-GS	MIN	FG-FGA	PCT	3FG-FGA	PCT	FT-FTA	PCT	OFF	DEF	TOT	AST	PF	DQ	STL	TO	BLK	PTS	AVG
Jackson Jr.	3-3	103	30-60	.500	6-15	.400	14-17	.824	7	13	20	2	11	0	4	6	2	80	26.7
Bane	3-3	108	26-46	.565	14-24	.583	5-5	1.000	2	15	17	19	5	0	5	7	1	71	23.7
Morant	3-3	96	23-62	.371	5-21	.238	16-22	.727	3	7	10	17	9	0	3	12	0	67	22.3
Wells	2-2	61	8-22	.364	5-15	.333	5-6	.833	2	2	4	3	2	0	3	1	0	26	13.0
Kennard	2-0	42	5-12	.417	3-6	.500	5-5	1.000	3	6	9	7	4	0	2	2	0	18	9.0
Pippen Jr.	3-0	62	11-19	.579	0-1	.000	5-9	.556	3	5	8	11	9	0	6	2	0	27	9.0
Clarke	2-0	34	7-9	.778	0-0	---	3-3	1.000	5	4	9	1	7	0	2	2	1	17	8.5
Aldama	3-0	61	7-19	.368	4-13	.308	0-2	.000	1	6	7	7	2	0	0	2	0	18	6.0
Edey	3-3	68	6-13	.462	1-2	.500	4-5	.800	13	12	25	2	8	0	0	2	3	17	5.7
Williams Jr.	1-1	18	2-4	.500	1-2	.500	0-0	---	0	3	3	1	2	0	0	1	0	5	5.0
Jackson II	2-0	12	3-6	.500	0-3	.000	0-0	---	0	2	2	0	0	0	0	0	0	6	3.0
Konchar	1-0	7	1-1	1.000	1-1	1.000	0-0	---	0	2	2	0	0	0	0	0	0	3	3.0
LaRavia	2-0	28	2-5	.400	1-2	.500	0-0	---	2	2	4	0	4	0	1	2	0	5	2.5
Bagley	1-0	1	0-0	---	0-0	---	0-0	---	0	0	0	0	1	0	0	0	0	0	0.0
Huff	3-0	12	0-5	.000	0-5	.000	0-0	---	1	2	3	0	0	0	1	2	2	0	0.0
Kawamura	1-0	1	0-0	---	0-0	---	0-0	---	0	0	0	0	0	0	0	0	0	0	0.0
Spencer	1-0	1	0-0	---	0-0	---	0-0	---	0	0	0	0	0	0	0	0	0	0	0.0
Stevens	1-0	4	0-0	---	0-0	---	0-0	---	0	3	3	0	0	0	0	0	0	0	0.0
GRIZZLIES	**3-**	**720**	**131-283**	**.463**	**41-110**	**.373**	**57-74**	**.770**	**42**	**84**	**126**	**70**	**64**	**0**	**27**	**41**	**9**	**360**	**120.0**

MINNESOTA VS. MEMPHIS

PLAYER	G-GS	MIN	FG-FGA	PCT	3FG-FGA	PCT	FT-FTA	PCT	OFF	DEF	TOT	AST	PF	DQ	STL	TO	BLK	PTS	AVG
A. Edwards	3-3	115	25-51	.490	10-24	.417	31-38	.816	2	12	14	12	7	0	2	16	2	91	30.3
Reid	3-0	87	22-43	.512	11-22	.500	7-7	1.000	7	13	20	5	9	0	0	6	1	62	20.7
DiVincenzo	2-1	58	12-19	.632	9-16	.563	3-3	1.000	1	9	10	11	5	0	3	5	1	36	18.0
Randle	3-3	102	22-48	.458	6-22	.273	4-7	.571	7	22	29	20	9	0	1	7	2	54	18.0
McDaniels	3-3	101	18-31	.581	6-14	.429	0-0	---	4	19	23	3	7	0	6	5	4	42	14.0
Gobert	3-3	89	12-16	.750	0-0	---	5-8	.625	4	12	16	10	10	0	2	4	2	29	9.7
Alexander-Walker	3-0	73	8-28	.286	4-16	.250	3-5	.600	4	8	12	9	5	0	2	2	0	23	7.7
Dillingham	2-0	18	6-8	.750	3-4	.750	0-0	---	1	2	3	2	3	0	0	0	0	15	7.5
Conley	3-2	67	4-17	.235	2-11	.182	6-6	1.000	2	4	6	19	8	0	2	4	1	16	5.3
Miller	1-0	1	1-1	1.000	0-0	---	0-0	---	0	0	0	0	0	0	0	0	0	2	2.0
Minott	2-0	3	1-1	1.000	0-0	---	0-0	---	0	0	0	0	2	0	0	0	1	2	1.0
Clark	1-0	3	0-0	---	0-0	---	0-0	---	0	0	0	0	0	0	0	0	0	0	0.0
Garza	1-0	4	0-0	---	0-0	---	0-0	---	0	1	1	0	2	0	0	1	0	0	0.0
TIMBERWOLVES	**3-**	**720**	**131-263**	**.498**	**51-129**	**.395**	**59-74**	**.797**	**32**	**102**	**134**	**91**	**67**	**0**	**18**	**51**	**14**	**372**	**124.0**

OPPONENTS

MINNESOTA TIMBERWOLVES

SERIES RECORDS

Overall: 54-58
Home: 32-24
Road: 22-34

2025-26 SCHEDULE

12/17/25	@ MEM	2/2/26	@ MIN
1/31/26	@ MEM	3/3/26	@MIN

ALL-TIME SERIES

DATE	@	W/L	GRIZZ	OPP
11/5/95 *		W	100	98
11/28/95	@	L	98	121
3/17/96	@	L	85	90
4/3/96		W	105	103
1995-96 SEASON: 2-2			**H: 2-0**	**A: 0-2**
1/23/97		L	76	95
2/6/97	@	L	86	103
2/19/97		L	73	84
3/19/97	@	L	72	95
1996-97 SEASON: 0-4			**H: 0-2**	**A: 0-2**
11/7/97		L	97	108
11/29/97	@	L	87	106
1/29/98		L	106	112
3/21/98	@	L	88	102
1997-98 SEASON: 0-4			**H: 0-2**	**A: 0-2**
2/19/99	@	L	96	115
3/4/99		L	93	102
3/18/99		W	86	81
4/16/99	@	L	75	89
1998-99 SEASON: 1-3			**H: 1-1**	**A: 0-2**
11/21/99		L	81	105
11/27/99	@	L	82	113
2/18/00	@	L	91	103
4/14/00 **		L	94	104
1999-00 SEASON: 0-4			**H: 0-2**	**A: 0-2**
11/22/00	@	L	100	101
1/21/01		L	94	96
2/18/01	@	W	110	102
4/10/01		L	91	104
2000-01 SEASON: 1-3			**H: 0-2**	**A: 1-1**
11/2/01	@	L	102	111
12/6/01		L	80	105
3/21/02		L	93	95
4/3/02	@	L	81	92
2001-02 SEASON: 0-4			**H: 0-2**	**A: 0-2**
11/15/02		L	95	99
11/19/02 *	@	L	106	110
3/18/03	@	L	80	96
4/16/03		L	87	95
2002-03 SEASON: 0-4			**H: 0-2**	**A: 0-2**
11/28/03		L	98	102
2/8/04	@	W	99	98
4/4/04	@	L	82	90
4/14/04		L	90	107
2003-04 SEASON: 1-3			**H: 0-2**	**A: 1-1**
11/26/04	@	L	90	115
1/1/05	@	W	104	95
2/8/05		W	108	96
3/18/05		W	88	83
2004-05 SEASON: 3-1			**H: 2-0**	**A: 1-1**
1/25/06		W	107	87
2/26/06	@	L	99	105
4/11/06		W	92	76
4/19/06 **	@	W	102	92
2005-06 SEASON: 3-1			**H: 2-0**	**A: 1-1**
1/12/07		L	110	116
2/9/07 *		W	105	97
4/18/07	@	W	116	94
2006-07 SEASON: 2-1			**H: 1-1**	**A: 1-0**
12/1/07		W	109	80
3/19/08	@	L	94	98
4/6/08	@	W	113	101
4/12/08		L	105	114
2007-08 SEASON: 2-2			**H: 1-1**	**A: 1-1**
12/29/08 *	@	L	98	108
1/6/09		L	87	94
3/11/09	@	L	79	104
2008-09 SEASON: 0-3			**H: 0-1**	**A: 0-2**
11/14/09		W	97	87
12/2/09	@	W	97	95
1/15/10		W	135	110
2/6/10	@	L	102	109
2009-10 SEASON: 3-1			**H: 2-0**	**A: 1-1**
10/30/10		W	109	89
2/2/11	@	W	102	84
2/23/11	@	W	104	95
4/2/11		W	106	89
2010-11 SEASON: 4-0			**H: 2-0**	**A: 2-0**
1/4/12	@	W	90	86
2/8/12		W	85	80
3/27/12		W	93	86
4/17/12	@	W	91	84
2011-12 SEASON: 4-0			**H: 2-0**	**A: 2-0**
2/10/13		W	105	88
3/18/13		W	92	77
3/30/13	@	W	99	86
2012-13 SEASON: 3-0			**H: 2-0**	**A: 1-0**
12/15/13		L	93	101
1/31/14	@	W	94	90
3/24/14		W	109	92
4/2/14	@	L	88	102
2013-14 SEASON: 2-2			**H: 1-1**	**A: 1-1**
10/29/14		W	105	101
2/6/15	@	L	89	90
2/28/15	@	W	101	97
2014-15 SEASON: 2-1			**H: 1-0**	**A: 1-1**
11/15/15	@	W	114	106
1/23/16	@	L	101	106
2/19/16		W	109	104
3/16/16		L	108	114
2015-16 SEASON: 2-2			**H: 1-1**	**A: 1-1**
10/26/16		W	102	98
11/1/16	@	L	80	116
11/19/16		W	93	71
2/4/17	@	W	107	99
2016-17 SEASON: 3-1			**H: 2-0**	**A: 1-1**
12/4/17		W	95	92
3/26/18	@	W	101	93
4/9/18	@	L	94	113
2017-18 SEASON: 2-1			**H: 1-0**	**A: 1-1**
11/18/18	@	W	100	87
1/30/19 *	@	L	97	99
2/5/19		W	108	106
3/23/19		L	99	112
2018-19 SEASON: 2-2			**H: 1-1**	**A: 1-1**
11/6/19		W	137	121
12/1/19	@	W	115	107
1/7/20		W	119	112
2019-20 SEASON: 3-0			**H: 2-0**	**A: 1-0**
1/13/21	@	W	118	107
4/2/21		W	120	108
5/5/21	@	W	139	135
2020-21 SEASON: 3-0			**H: 1-0**	**A: 2-0**
11/8/21 *		W	125	118
11/20/21	@	L	95	138
1/13/22		W	116	108
2/24/22	@	L	114	119
2021-22 SEASON: 2-2			**H: 2-0**	**A: 0-2**
11/11/22		W	114	103
11/30/22	@	L	101	109
1/27/23	@	L	100	111
2/10/23		W	128	107
2022-23 SEASON: 2-2			**H: 2-0**	**A: 0-2**
11/26/23		L	97	119
12/8/23		L	103	127
1/18/24	@	L	103	118
2/28/24	@	L	101	110
2023-24 SEASON: 0-4			**H: 0-2**	**A: 0-2**
1/11/25	@	W	127	125
1/20/25		W	108	106
4/10/25		L	125	141
2024-25 SEASON: 2-1			**H: 1-1**	**A: 1-0**

* OT | ** 2OT | *** 3OT

NEW ORLEANS PELICANS

WESTERN CONFERENCE
SOUTHWEST DIVISION

Home Court: Smoothie King Center – 16,867
Office: 5800 Airline Drive, New Orleans, LA 70003
Phone: (504) 593-4700 **Website:** pelicans.com

Governor: Gayle Benson
Executive Vice President, Basketball Operations: Joe Dumars
Senior Vice President, Basketball Operations: Troy Weaver
Head Coach: Willie Green
Associate Head Coach: James Borrego
Assistant Coaches: Jarron Collins, Casey Hill, Aaron Miles, Corey Brewer, Jodie Meeks, Mike Hopkins
Head Athletic Trainer: Tom Maystadt
Communications: Greg Bensel, Matt Ryan, Chris Trahant, Henry Valier
TV: Gulf Coast Sports & Entertainment Network
Radio: WRNO (870 AM/105.3 FM)

Key Numbers

Grizzlies' Largest Win	36	4/8/15	@ MEM
Grizzlies' Most PTS	141	4/9/22	@ MEM
Grizzlies' Fewest PTS	75	4/15/12	@ NOH
Pelicans' Largest Win	31	2/16/21	@ MEM
Pelicans' Most PTS	144	2/16/21	@ MEM
Pelicans' Fewest PTS	73	12/6/05	@ MEM

Streaks

Grizzlies' Last Win		
Overall:	107-104	3/9/25 @ NOP
Home:	139-126	1/24/25 @ MEM
Away:	107-104	3/9/25 @ NOP
Grizzlies' Last Loss		
Overall:	96-87	2/12/24 @ MEM
Home:	96-87	2/12/24 @ MEM
Away:	138-131	4/5/23 @ NOP
Longest Winning Streaks		
Overall:	7	4/8/15 – 12/5/16
Home:	5	11/3/14 – 11/2/16
Away:	4	12/19/23 – 3/9/25
Longest Losing Streaks		
Overall:	7	3/20/07 – 12/16/08
Home:	4	3/20/07 – 12/16/08
Away:	9	1/18/06 – 1/20/10

2024-25 SEASON SERIES STATISTICS

MEMPHIS VS. NEW ORLEANS

PLAYER	G-GS	MIN	FG-FGA	PCT	3FG-FGA	PCT	FT-FTA	PCT	OFF	DEF	TOT	AST	PF	DQ	STL	TO	BLK	PTS	AVG
Jackson Jr.	3-3	96	30-55	.545	9-20	.450	16-16	1.000	6	12	18	11	7	0	5	7	6	85	28.3
Morant	3-3	90	29-52	.558	6-17	.353	20-25	.800	1	8	9	20	6	0	7	9	0	84	28.0
Aldama	1-0	27	8-9	.889	3-3	1.000	1-2	.500	0	6	6	4	2	0	0	2	1	20	20.0
Bane	4-4	130	31-62	.500	7-24	.292	6-6	1.000	1	15	16	34	10	0	7	6	0	75	18.8
Kennard	3-1	63	14-27	.519	11-20	.550	0-0	---	4	7	11	12	1	0	2	1	0	39	13.0
Edey	3-3	73	14-22	.636	1-4	.250	4-5	.800	12	20	32	7	8	0	3	1	5	33	11.0
Smart	1-0	26	4-11	.364	3-9	.333	0-0	---	0	4	4	6	1	0	2	1	0	11	11.0
Pippen Jr.	4-0	91	14-31	.452	5-14	.357	7-7	1.000	8	9	17	13	15	0	5	6	1	40	10.0
Wells	4-4	117	14-38	.368	8-24	.333	4-7	.571	6	9	15	12	8	0	3	6	1	40	10.0
Williams Jr.	1-1	24	3-12	.250	1-8	.125	0-0	---	2	2	4	2	1	0	0	1	1	7	7.0
Clarke	4-1	80	10-19	.526	0-0	---	3-4	.750	13	16	29	2	13	0	5	4	4	23	5.8
Huff	4-0	47	8-19	.421	4-14	.286	2-4	.500	2	6	8	2	5	0	1	2	3	22	5.5
Jackson II	2-0	34	4-16	.250	1-8	.125	1-1	1.000	2	6	8	0	1	0	0	3	0	10	5.0
Konchar	3-0	38	2-6	.333	1-4	.250	0-0	---	4	6	10	1	2	0	0	2	0	5	1.7
LaRavia	2-0	21	1-5	.200	1-3	.333	0-0	---	1	3	4	2	2	0	0	4	0	3	1.5
Stevens	1-0	4	0-1	.000	0-1	.000	1-2	.500	0	2	2	0	0	0	0	0	0	1	1.0
GRIZZLIES	**4-**	**960**	**186-385**	**.483**	**61-173**	**.353**	**65-79**	**.823**	**62**	**131**	**193**	**128**	**82**	**0**	**40**	**60**	**22**	**498**	**124.5**

NEW ORLEANS VS. MEMPHIS

PLAYER	G-GS	MIN	FG-FGA	PCT	3FG-FGA	PCT	FT-FTA	PCT	OFF	DEF	TOT	AST	PF	DQ	STL	TO	BLK	PTS	AVG
McCollum	3-3	104	29-52	.558	9-20	.450	17-24	.708	3	7	10	10	11	0	2	4	2	84	28.0
Murphy II	4-4	146	34-79	.430	10-33	.303	27-33	.818	5	18	23	10	8	0	1	7	4	105	26.3
Murray	3-3	103	22-49	.449	5-14	.357	13-15	.867	2	17	19	22	5	0	4	17	1	62	20.7
Hawkins	3-1	71	15-37	.405	7-19	.368	4-4	1.000	1	8	9	1	1	0	4	3	1	41	13.7
Olynyk	1-1	31	4-7	.571	0-3	.000	4-6	.667	1	3	4	4	4	0	2	1	0	12	12.0
Reeves	1-0	22	3-5	.600	3-3	1.000	2-2	1.000	2	0	2	3	1	0	0	1	0	11	11.0
Missi	4-4	116	17-33	.515	0-0	---	8-12	.667	14	20	34	6	10	0	2	8	9	42	10.5
Alvarado	2-1	50	6-20	.300	5-9	.556	3-4	.750	0	1	1	17	2	0	2	5	2	20	10.0
Boston Jr.	2-0	40	6-14	.429	1-5	.200	2-2	1.000	0	2	2	3	1	0	5	2	0	15	7.5
Brown	1-0	20	1-7	.143	0-1	.000	3-3	1.000	0	1	1	2	1	0	0	1	0	5	5.0
Matkovic	2-0	29	5-7	.714	2-4	.500	1-2	.500	1	11	12	1	3	0	1	1	1	13	6.5
Green	3-1	53	5-10	.500	3-8	.375	2-2	1.000	3	4	7	1	4	0	0	2	1	15	5.0
Theis	3-0	53	5-8	.625	0-2	.000	5-5	1.000	4	14	18	9	5	0	3	2	1	15	5.0
Jones	1-1	28	2-6	.333	0-3	.000	0-0	---	2	3	5	3	5	0	3	2	2	4	4.0
Robinson-Earl	4-1	66	5-15	.333	1-9	.111	3-4	.750	5	9	14	5	5	0	4	0	1	14	3.5
Payton	1-0	15	1-3	.333	0-0	---	0-0	---	1	2	3	3	0	0	0	1	1	2	2.0
Cain	2-0	14	1-3	.333	1-2	.500	0-0	---	0	1	1	0	1	0	0	0	0	3	1.5
PELICANS	**4-**	**960**	**161-355**	**.454**	**47-135**	**.348**	**94-118**	**.797**	**44**	**121**	**165**	**100**	**67**	**0**	**33**	**59**	**26**	**463**	**115.8**

NEW ORLEANS PELICANS

SERIES RECORDS

Overall: 42-44
Home: 26-17
Road: 16-27

2025-26 SCHEDULE

10/22/25	@ MEM	1/23/26	@ MEM
11/26/25	@ NOP	1/30/26	@ NOP

ALL-TIME SERIES

DATE	@	W/L	GRIZZ	OPP
1/6/03		W	106	102
2/21/03 *	@	L	123	125
2002-03 SEASON: 1-1			**H: 1-0**	**A: 0-1**
12/20/03	@	L	89	94
2/28/04		W	97	92
2003-04 SEASON: 1-1			**H: 1-0**	**A: 0-1**
1/7/05		W	84	76
1/31/05	@	W	98	91
3/16/05	@	W	88	82
3/26/05		L	85	96
2004-05 SEASON: 3-1			**H: 1-1**	**A: 2-0**
12/6/05		W	89	73
1/18/06	@	L	79	87
1/28/06		L	86	95
3/31/06	@	L	102	107
2005-06 SEASON: 1-3			**H: 1-1**	**A: 0-2**
12/22/06 *	@	L	97	100
2/10/07	@	L	99	114
2/13/07		W	108	104
3/20/07		L	103	114
2006-07 SEASON: 1-3			**H: 1-1**	**A: 0-2**
11/16/07 *		L	118	120
12/7/07 *	@	L	116	118
12/26/07		L	98	116
2/9/08	@	L	99	112
2007-08 SEASON: 0-4			**H: 0-2**	**A: 0-2**
12/6/08	@	L	87	106
12/16/08		L	84	91
2/9/09		W	85	80
3/20/09	@	L	84	96
2008-09 SEASON: 1-3			**H: 1-1**	**A: 0-2**
1/20/10	@	L	111	113
1/30/10 *		L	102	109
3/3/10	@	W	104	100
4/2/10		W	107	96
2009-10 SEASON: 2-2			**H: 1-1**	**A: 1-1**
1/19/11 *	@	L	102	103
3/4/11		L	91	98
4/1/11	@	W	93	81
4/10/11		W	111	89
2010-11 SEASON: 2-2			**H: 1-1**	**A: 1-1**
1/14/12		W	108	99
1/18/12	@	W	93	87
4/15/12	@	L	75	88
4/18/12		W	103	91
2011-12 SEASON: 3-1			**H: 2-0**	**A: 1-1**
12/7/12	@	W	96	89
1/27/13		L	83	91
3/9/13		W	96	85
3/22/13	@	L	83	90
2012-13 SEASON: 2-2			**H: 1-1**	**A: 1-1**
11/6/13		L	84	99
12/13/13	@	L	98	104
1/20/14		L	92	95
3/12/14	@	W	90	88
2013-14 SEASON: 1-3			**H: 0-2**	**A: 1-1**

DATE	@	W/L	GRIZZ	OPP
11/3/14		W	93	81
1/9/15	@	L	95	106
3/7/15	@	L	89	95
4/8/15		W	110	74
2014-15 SEASON: 2-2			**H: 2-0**	**A: 0-2**
12/1/15	@	W	113	104
1/18/16		W	101	99
2/1/16	@	W	110	95
3/11/16 *		W	121	114
2015-16 SEASON: 4-0			**H: 2-0**	**A: 2-0**
11/2/16 *		W	89	83
12/5/16 **	@	W	110	108
2/15/17		L	91	95
3/21/17	@	L	82	95
2016-17 SEASON: 2-2			**H: 1-1**	**A: 1-1**
10/18/17		W	103	91
1/10/18		W	105	102
1/20/18	@	L	104	111
4/4/18	@	L	95	123
2017-18 SEASON: 2-2			**H: 2-0**	**A: 0-2**
12/7/18	@	W	107	103
1/7/19	@	L	95	114
1/21/19		L	85	105
2/9/19		W	99	90
2018-19 SEASON: 2-2			**H: 1-1**	**A: 1-1**
1/20/20		L	116	126
1/31/20	@	L	111	139
8/3/20	@	L	99	109
2019-20 SEASON: 0-3			**H: 0-1**	**A: 0-2**
2/6/21	@	L	109	118
2/16/21		L	113	144
5/10/21		W	115	110
2020-21 SEASON: 1-2			**H: 1-1**	**A: 0-1**
11/13/21	@	L	101	112
2/15/22	@	W	121	109
3/8/22		W	132	111
4/9/22		W	141	114
2021-22 SEASON: 3-1			**H: 2-0**	**A: 1-1**
11/15/22	@	L	102	113
11/25/22		W	132	111
12/31/22		W	116	101
4/5/23 *	@	L	131	138
2022-23 SEASON: 2-2			**H: 2-0**	**A: 0-2**
10/25/23		L	104	111
12/19/23	@	W	115	113
12/26/23 *	@	W	116	115
2/12/24		L	87	96
2023-24 SEASON: 2-2			**H: 0-2**	**A: 2-0**
11/29/24		W	120	109
12/27/24	@	W	132	124
1/24/25		W	139	126
3/9/25	@	W	107	104
2024-25 SEASON: 4-0			**H: 2-0**	**A: 2-0**

*** OT | ** 2OT | *** 3OT**

NEW YORK KNICKS

EASTERN CONFERENCE
ATLANTIC DIVISION

Home Court: Madison Square Garden – 19,812
Office: 4 Pennsylvania Plaza, New York, NY 10121
Phone: (212) 465-6471 **Website:** nyknicks.com

Executive Chairman & NBA Governor: James L. Dolan
President, New York Knicks: Leon Rose
General Manager: Scott Perry
Head Coach: Mike Brown
Associate Head Coach: Chris Jent
Assistant Coaches: Brendan O'Connor, Charles Allen, Riccardo Fois, Rick Brunson, Maurice Cheeks, Jordan Brink, Mark Bryant, Darren Erman, Larry Greer
Head Athletic Trainer: Anthony Goenaga
Communications: Derek Lapinski, Mallory Kwitter, Brittany Idowu
TV: MSG, Mike Breen, Walt Frazier
Radio: WEPN 98.7 FM, Ed Cohen

Key Numbers

Grizzlies' Largest Win	22	1/5/15	@ MEM
Grizzlies' Most PTS	130	4/2/08	@ MEM
Grizzlies' Fewest PTS	72	11/27/00	@ NYK
Knicks' Largest Win	37	1/27/25	@ NYK
Knicks' Most PTS	143	1/27/25	@ NYK
Knicks' Fewest PTS	68	3/29/01	@ MEM

Streaks

Grizzlies' Last Win			
Overall:	127-123	11/27/22	@ NYK
Home:	115-112	10/19/22	@ MEM
Away:	127-123	11/27/22	@ NYK
Grizzlies' Last Loss			
Overall:	114-113	2/28/25	@ MEM
Home:	114-113	2/28/25	@ MEM
Away:	143-106	1/27/25	@ NYK
Longest Winning Streaks			
Overall:	6	12/21/13 – 2/5/16	
Home:	7	1/12/12 – 1/17/18	
Away:	3 (2x)	12/21/13 – 2/5/16	
Longest Losing Streaks			
Overall:	7	11/10/96 – 11/27/00	
Home:	3 (2x)	3/19/02 – 12/26/03	
Away:	5	11/19/95 – 11/27/00	

2024-25 SEASON SERIES STATISTICS

MEMPHIS VS. NEW YORK

PLAYER	G-GS	MIN	FG-FGA	PCT	3FG-FGA	PCT	FT-FTA	PCT	OFF	DEF	TOT	AST	PF	DQ	STL	TO	BLK	PTS	AVG
Bane	2-2	65	15-31	.484	2-8	.250	8-8	1.000	5	10	15	8	3	0	2	12	1	40	20.0
Jackson Jr.	2-2	67	14-30	.467	4-9	.444	7-8	.875	2	9	11	1	5	0	0	5	4	39	19.5
Morant	2-2	59	14-35	.400	0-7	.000	7-7	1.000	1	8	9	9	3	0	1	8	0	35	17.5
Clarke	2-0	33	9-11	.818	0-0	---	3-3	1.000	4	7	11	3	3	0	0	2	1	21	10.5
Aldama	2-0	44	9-20	.450	1-7	.143	0-0	---	5	4	9	3	0	0	0	3	2	19	9.5
Edey	2-2	43	8-13	.615	0-1	.000	3-3	1.000	11	11	22	1	6	0	0	3	5	19	9.5
Jackson II	1-0	17	2-8	.250	1-4	.250	3-4	.750	1	0	1	1	2	0	1	1	0	8	8.0
Williams Jr.	1-0	20	3-6	.500	1-2	.500	0-0	---	0	7	7	4	0	0	0	2	0	7	7.0
Kennard	2-0	43	6-10	.600	1-5	.200	0-0	---	0	3	3	10	0	0	0	3	0	13	6.5
Wells	2-2	39	2-9	.222	2-8	.250	2-2	1.000	2	2	4	4	4	0	1	1	0	8	4.0
Huff	1-0	4	1-2	.500	1-2	.500	0-0	---	1	0	1	1	0	0	0	0	0	3	3.0
Pippen Jr.	2-0	29	1-8	.125	0-2	.000	3-4	.750	4	4	8	2	5	0	0	2	0	5	2.5
LaRavia	1-0	13	1-2	.500	0-0	---	0-0	---	1	3	4	0	2	0	2	2	0	2	2.0
Konchar	1-0	4	0-0	---	0-0	---	0-0	---	0	0	0	0	0	0	0	0	0	0	0.0
GRIZZLIES	**2-**	**480**	**85-185**	**.459**	**13-55**	**.236**	**36-39**	**.923**	**37**	**68**	**105**	**47**	**33**	**0**	**7**	**45**	**13**	**219**	**109.5**

NEW YORK VS. MEMPHIS

PLAYER	G-GS	MIN	FG-FGA	PCT	3FG-FGA	PCT	FT-FTA	PCT	OFF	DEF	TOT	AST	PF	DQ	STL	TO	BLK	PTS	AVG
Bridges	2-2	67	19-33	.576	2-11	.182	3-4	.750	1	6	7	9	3	0	1	2	4	43	21.5
Brunson	2-2	62	18-37	.486	6-12	.500	1-3	.333	2	6	8	12	5	0	5	4	1	43	21.5
Towns	2-2	64	13-28	.464	3-9	.333	6-7	.857	7	11	18	3	6	0	2	3	1	35	17.5
Anunoby	2-2	72	12-29	.414	6-15	.400	4-5	.800	3	5	8	7	0	0	7	0	3	34	17.0
McBride	2-0	52	13-24	.542	5-12	.417	0-0	---	4	4	8	7	3	0	5	0	1	31	15.5
Achiuwa	2-0	25	7-11	.636	1-1	1.000	2-3	.667	3	1	4	1	4	0	4	1	2	17	8.5
Hart	2-2	55	4-12	.333	1-5	.200	7-8	.875	2	12	14	11	7	0	2	3	1	16	8.0
Payne	2-0	28	5-15	.333	2-10	.200	2-2	1.000	1	4	5	4	2	0	3	3	0	14	7.0
Robinson	1-0	12	3-4	.750	0-0	---	0-0	---	1	4	5	1	1	0	0	0	0	6	6.0
Shamet	2-0	27	4-6	.667	3-5	.600	0-0	---	0	0	0	2	0	0	1	2	1	11	5.5
Kolek	1-0	4	1-2	.500	1-2	.500	0-0	---	0	0	0	3	0	0	0	0	0	3	3.0
Hukporti	1-0	2	0-0	---	0-0	---	2-2	1.000	0	0	0	0	0	0	0	0	0	2	2.0
Sims	1-0	4	1-1	1.000	0-0	---	0-0	---	1	1	2	0	0	0	0	0	0	2	2.0
Ryan	1-0	2	0-1	.000	0-0	---	0-0	---	0	1	1	1	0	0	0	0	0	0	0.0
Toppin	1-0	4	0-0	---	0-0	---	0-0	---	0	1	1	0	1	0	0	0	0	0	0.0
KNICKERBOCKERS	**2-**	**480**	**100-203**	**.493**	**30-82**	**.366**	**27-34**	**.794**	**25**	**56**	**81**	**61**	**32**	**0**	**30**	**20**	**14**	**257**	**128.5**

NEW YORK KNICKS

SERIES RECORDS

Overall: 28-28
Home: 15-13
Road: 13-15

2025-26 SCHEDULE

11/11/25	@ NYK
3/18/26	@ MEM

ALL-TIME SERIES

DATE	@	W/L	GRIZZ	OPP
11/19/95	@	L	93	98
1/20/96		W	84	80
1995-96 SEASON: 1-1			**H: 1-0**	**A: 0-1**
11/10/96		L	82	101
3/18/97	@	L	73	98
1996-97 SEASON: 0-2			**H: 0-1**	**A: 0-1**
11/23/97	@	L	84	104
3/27/98 *		L	89	97
1997-98 SEASON: 0-2			**H: 0-1**	**A: 0-1**
NO GAMES				
1998-99 SEASON: 0-0			**H: 0-0**	**A: 0-0**
3/7/00	@	L	86	111
3/31/00		L	83	89
1999-00 SEASON: 0-2			**H: 0-1**	**A: 0-1**
11/27/00	@	L	72	97
3/29/01		W	89	68
2000-01 SEASON: 1-1			**H: 1-0**	**A: 0-1**
12/20/01	@	W	90	88
3/19/02		L	92	101
2001-02 SEASON: 1-1			**H: 0-1**	**A: 1-0**
1/31/03		L	102	108
3/11/03	@	W	87	85
2002-03 SEASON: 1-1			**H: 0-1**	**A: 1-0**
12/26/03		L	94	98
3/24/04	@	W	111	97
2003-04 SEASON: 1-1			**H: 0-1**	**A: 1-0**
12/1/04	@	L	82	90
12/7/04		W	96	88
2004-05 SEASON: 1-1			**H: 1-0**	**A: 0-1**
3/1/06		W	101	99
3/24/06	@	W	91	75
2005-06 SEASON: 2-0			**H: 1-0**	**A: 1-0**
11/1/06 ***	L	117	118	
12/4/06	@	L	90	98
2006-07 SEASON: 0-2			**H: 0-1**	**A: 0-1**
3/21/08	@	W	120	106
4/2/08		W	130	114
2007-08 SEASON: 2-0			**H: 1-0**	**A: 1-0**
11/12/08		L	103	132
1/23/09	@	L	88	108
2008-09 SEASON: 0-2			**H: 0-1**	**A: 0-1**
2/27/10	@	W	120	109
3/12/10		W	119	112
2009-10 SEASON: 2-0			**H: 1-0**	**A: 1-0**

DATE	@	W/L	GRIZZ	OPP
3/9/11		L	108	110
3/17/11	@	L	99	120
2010-11 SEASON: 0-2			**H: 0-1**	**A: 0-1**
1/12/12		W	94	83
2011-12 SEASON: 1-0			**H: 1-0**	**A: 0-0**
11/16/12		W	105	95
3/27/13	@	L	101	108
2012-13 SEASON: 1-1			**H: 1-0**	**A: 0-1**
12/21/13	@	W	95	87
2/18/14		W	98	93
2013-14 SEASON: 2-0			**H: 1-0**	**A: 1-0**
1/5/15		W	105	83
3/23/15	@	W	103	82
2014-15 SEASON: 2-0			**H: 1-0**	**A: 1-0**
1/16/16		W	103	95
2/5/16	@	W	91	85
2015-16 SEASON: 2-0			**H: 1-0**	**A: 1-0**
10/29/16	@	L	104	111
4/7/17		W	101	88
2016-17 SEASON: 1-1			**H: 1-0**	**A: 0-1**
12/6/17	@	L	88	99
1/17/18		W	105	99
2017-18 SEASON: 1-1			**H: 1-0**	**A: 0-1**
11/25/18		L	98	103
2/3/19	@	W	96	84
2018-19 SEASON: 1-1			**H: 0-1**	**A: 1-0**
1/29/20	@	W	127	106
2019-20 SEASON: 1-0			**H: 0-0**	**A: 1-0**
4/9/21 *	@	L	129	133
5/3/21		L	104	118
2020-21 SEASON: 0-2			**H: 0-1**	**A: 0-1**
2/2/22	@	W	120	108
3/11/22		W	118	114
2021-22 SEASON: 2-0			**H: 1-0**	**A: 1-0**
10/19/22 *		W	115	112
11/27/22	@	W	127	123
2022-23 SEASON: 2-0			**H: 1-0**	**A: 1-0**
1/13/24		L	94	106
2/6/24	@	L	113	123
2023-24 SEASON: 0-2			**H: 0-1**	**A: 0-1**
1/27/25	@	L	106	143
2/28/25		L	113	114
2024-25 SEASON: 0-2			**H: 0-1**	**A: 0-1**

*** OT | ** 2OT | *** 3OT**

OKLAHOMA CITY THUNDER

WESTERN CONFERENCE
NORTHWEST DIVISION

Home Court: Paycom Center – 18,203
Office: 208 Thunder Dr., Oklahoma City, OK 73102
Phone: (405) 208-4800 **Website:** okcthunder.com

Chairman: Clay Bennett

Executive Vice President/General Manager: Sam Presti

Head Coach: Mark Daigneault

Assistant Coaches: Dave Bliss, Mike Wilks, David Akinyooye, Grant Gibbs, Chip Engelland, Eric Maynor, Connor Johnson, Kam Woods

Senior Athletic Performance Coach: Andrew Paul

Communications: Matt Tumbleson, John Read, Laila Wani, Cole Terlip

TV: FanDuel Sports Network Oklahoma, Chris Fisher, Michael Cage, Nick Gallo, Paris Lawson

Radio (English): WWLS 98.1 FM/640 AM, Matt Pinto

Radio (Spanish): WKY 930 AM, Eleno Ornelas

Key Numbers

Grizzlies' Largest Win	73	12/2/21	@ MEM
Grizzlies' Most PTS	152	12/2/21	@ MEM
Grizzlies' Fewest PTS	68	12/21/95	@ SEA
Thunder's Largest Win	40	4/3/98	@ VAN
Thunder's Most PTS	138	4/3/98	@ VAN
Thunder's Fewest PTS	69	11/8/05	@ MEM

Streaks

Grizzlies' Last Win		
Overall:	123-102	12/7/22 @ MEM
Home:	123-102	12/7/22 @ MEM
Away:	125-118	3/13/22 @ OKC
Grizzlies' Last Loss		
Overall:	125-104	3/27/25 @ OKC
Home:	120-103	3/5/25 @ MEM
Away:	125-104	3/27/25 @ OKC
Longest Winning Streaks		
Overall:	3 (4x)	3/13/22 – 12/7/22
Home:	4	1/14/14 – 11/16/15
Away:	2 (3x)	3/24/21 – 3/13/22
Longest Losing Streaks		
Overall:	11	12/21/95 – 3/16/99
Home:	5 (2x)	1/25/03 – 3/29/05
Away:	15	11/11/95 – 3/28/03

2024-25 SEASON SERIES STATISTICS

MEMPHIS VS. OKLAHOMA CITY

PLAYER	G-GS	MIN	FG-FGA	PCT	3FG-FGA	PCT	FT-FTA	PCT	OFF	DEF	TOT	AST	PF	DQ	STL	TO	BLK	PTS	AVG
Morant	2-2	68	14-41	.341	4-13	.308	8-10	.800	1	7	8	13	7	0	1	6	2	40	20.0
Jackson Jr.	3-3	91	19-52	.365	7-16	.438	14-18	.778	3	7	10	10	12	0	4	7	6	59	19.7
Bane	4-4	130	20-56	.357	8-27	.296	12-14	.857	2	24	26	16	8	0	4	9	1	60	15.0
Aldama	2-1	51	9-17	.529	2-9	.222	8-9	.889	2	9	11	9	3	0	1	1	0	28	14.0
Pippen Jr.	4-2	85	16-28	.571	6-11	.545	10-12	.833	4	16	20	16	6	0	9	14	3	48	12.0
Kawamura	1-0	11	4-5	.800	2-3	.667	0-0	---	0	3	3	3	1	0	0	0	0	10	10.0
Clarke	2-0	48	6-10	.600	0-0	---	6-7	.857	6	12	18	3	3	0	1	2	1	18	9.0
Williams Jr.	3-1	58	9-22	.409	3-13	.231	5-6	.833	0	3	3	6	5	0	1	3	0	26	8.7
Jackson II	2-0	40	5-14	.357	4-7	.571	3-6	.500	1	3	4	2	3	0	0	2	0	17	8.5
Kennard	4-0	87	11-23	.478	6-15	.400	2-2	1.000	3	11	14	9	3	0	1	11	0	30	7.5
Edey	3-2	50	7-13	.538	0-0	---	5-5	1.000	6	9	15	1	6	0	2	1	2	19	6.3
Huff	4-0	37	10-16	.625	5-9	.556	0-0	---	1	2	3	3	2	0	0	3	1	25	6.3
Wells	4-4	91	6-27	.222	2-19	.105	8-9	.889	6	9	15	2	10	0	2	4	0	22	5.5
Bagley	1-0	15	1-2	.500	1-2	.500	0-0	---	0	2	2	0	1	0	0	0	0	3	3.0
Castleton	1-0	11	1-4	.250	0-2	.000	1-1	1.000	0	1	1	0	1	0	0	0	0	3	3.0
Spencer	3-0	26	1-5	.200	1-3	.333	6-6	1.000	2	3	5	4	1	0	0	1	0	9	3.0
Stevens	2-0	4	2-3	.667	0-0	---	0-0	---	0	0	0	0	0	0	0	0	0	4	2.0
Konchar	3-1	43	2-9	.222	0-6	.000	0-0	---	3	13	16	1	1	0	5	1	2	4	1.3
LaRavia	1-0	14	0-1	.000	0-0	---	0-0	---	2	0	2	2	1	0	0	2	0	0	0.0
Pullin	1-0	1	0-0	---	0-0	---	0-0	---	0	0	0	0	0	0	0	0	0	0	0.0
GRIZZLIES	**4-**	**960**	**143-348**	**.411**	**51-155**	**.329**	**88-105**	**.838**	**42**	**134**	**176**	**100**	**74**	**0**	**31**	**69**	**18**	**425**	**106.3**

OKLAHOMA CITY VS. MEMPHIS

PLAYER	G-GS	MIN	FG-FGA	PCT	3FG-FGA	PCT	FT-FTA	PCT	OFF	DEF	TOT	AST	PF	DQ	STL	TO	BLK	PTS	AVG
Gilg.-Alexander	4-4	130	51-95	.537	7-17	.412	36-41	.878	0	11	11	29	11	0	6	5	6	145	36.3
Jal. Williams	4-4	127	32-65	.492	3-17	.176	12-13	.923	6	20	26	27	14	0	5	14	3	79	19.8
Wiggins	3-1	92	21-40	.525	12-22	.545	4-5	.800	2	13	15	5	1	0	3	0	0	58	19.3
Mitchell	1-0	22	6-11	.545	3-5	.600	2-2	1.000	0	1	1	3	3	0	1	0	0	17	17.0
Hartenstein	4-4	115	21-40	.525	0-3	.000	10-10	1.000	13	36	49	16	15	0	5	5	8	52	13.0
Caruso	2-1	37	7-15	.467	4-9	.444	2-2	1.000	3	3	6	3	4	0	1	0	1	20	10.0
Joe	4-0	84	10-29	.345	8-24	.333	1-2	.500	5	9	14	3	7	0	1	4	0	29	7.3
Jay. Williams	4-0	51	9-13	.692	7-9	.778	1-2	.500	3	14	17	4	4	0	1	2	2	26	6.5
K. Williams	4-0	67	9-20	.450	6-11	.545	2-2	1.000	4	9	13	8	10	0	2	0	1	26	6.5
Wallace	3-2	78	8-14	.571	3-5	.600	0-0	---	0	8	8	6	5	0	4	4	0	19	6.3
Dort	3-3	89	5-21	.238	5-19	.263	0-0	---	2	7	9	10	9	0	4	1	0	15	5.0
Holmgren	1-1	25	2-9	.222	0-4	.000	0-0	---	0	9	9	2	3	0	0	4	0	4	4.0
Dieng	2-0	13	2-5	.400	1-3	.333	0-0	---	0	3	3	1	1	0	1	1	0	5	2.5
Carlson	3-0	7	1-4	.250	1-4	.250	0-0	---	0	1	1	0	0	0	0	1	0	3	1.0
Jones	3-0	16	1-3	.333	0-1	.000	0-1	.000	1	0	1	2	2	0	0	0	1	2	0.7
Flagler	3-0	5	0-1	.000	0-0	---	0-0	---	1	0	1	0	1	0	0	0	0	0	0.0
THUNDER	**4-**	**960**	**185-385**	**.481**	**60-153**	**.392**	**70-80**	**.875**	**40**	**144**	**184**	**119**	**90**	**0**	**34**	**42**	**22**	**500**	**125.0**

OKLAHOMA CITY THUNDER

SERIES RECORDS

Overall: 35-74
Home: 23-31
Road: 12-43

2025-26 SCHEDULE

11/9/25	@ MEM	1/9/26	@ MEM
12/22/25	@ OKC		

ALL-TIME SERIES

DATE	@	W/L	GRIZZ	OPP
11/11/95	@	L	81	117
12/19/95		W	94	93
12/21/95	@	L	68	92
2/18/96		L	109	118
1995-96 SEASON: 1-3			**H: 1-1**	**A: 0-2**
11/17/96	@	L	81	91
1/3/97		L	94	108
1/20/97	@	L	96	112
3/23/97		L	92	106
1996-97 SEASON: 0-4			**H: 0-2**	**A: 0-2**
11/19/97	@	L	87	107
1/4/98		L	108	120
4/3/98		L	98	138
4/14/98	@	L	98	110
1997-98 SEASON: 0-4			**H: 0-2**	**A: 0-2**
3/16/99	@	L	85	87
4/9/99		W	98	93
4/23/99		L	84	97
1998-99 SEASON: 1-2			**H: 1-1**	**A: 0-1**
11/18/99		L	108	110
12/18/99	@	L	89	112
3/13/00		L	103	113
3/16/00	@	L	103	117
1999-00 SEASON: 0-4			**H: 0-2**	**A: 0-2**
10/31/00		W	94	88
12/13/00		L	93	94
1/12/01	@	L	102	115
2/5/01	@	L	82	95
2000-01 SEASON: 1-3			**H: 1-1**	**A: 0-2**
1/6/02		L	77	89
3/3/02		L	71	96
3/27/02	@	L	82	96
4/17/02	@	L	94	109
2001-02 SEASON: 0-4			**H: 0-2**	**A: 0-2**
11/27/02		W	117	99
1/17/03 *	@	L	97	103
1/25/03		L	83	95
3/28/03	@	L	71	95
2002-03 SEASON: 1-3			**H: 1-1**	**A: 0-2**
11/21/03	@	W	98	97
12/30/03		L	99	105
1/9/04	@	L	116	122
3/18/04		L	94	97
2003-04 SEASON: 1-3			**H: 0-2**	**A: 1-1**
11/14/04	@	L	113	118
11/24/04		L	84	93
3/29/05		L	99	102
2004-05 SEASON: 0-3			**H: 0-2**	**A: 0-1**
11/8/05		W	94	69
12/31/05	@	W	100	96
3/8/06	@	W	99	74
3/28/06		L	97	98
2005-06 SEASON: 3-1			**H: 1-1**	**A: 2-0**
12/18/06 **		W	134	126
2/20/07	@	L	105	121
3/30/07	@	L	93	120
2006-07 SEASON: 1-2			**H: 1-0**	**A: 0-2**
11/7/07	@	W	105	98
11/19/07		W	125	108
1/18/08		W	124	100
2/19/08	@	L	101	108
2007-08 SEASON: 3-1			**H: 2-0**	**A: 1-1**
11/29/08		L	103	111
12/10/08	@	W	108	102
1/28/09 *	@	L	102	114
2/28/09		L	92	99
2008-09 SEASON: 1-3			**H: 0-2**	**A: 1-1**
12/11/09		L	94	102
1/22/10		W	86	84
4/14/10	@	L	105	114
2009-10 SEASON: 1-2			**H: 1-1**	**A: 0-1**
1/4/11		W	110	105
1/8/11	@	L	100	109
2/8/11 *	@	W	105	101
3/7/11		W	107	101
2010-11 SEASON: 3-1			**H: 2-0**	**A: 1-1**
12/28/11		L	95	98
1/10/12		L	95	100
2/3/12	@	L	94	101
4/2/12	@	W	94	88
2011-12 SEASON: 1-3			**H: 0-2**	**A: 1-1**
11/14/12	@	W	107	97
1/31/13	@	L	89	106
3/20/13 *		W	90	89
2012-13 SEASON: 2-1			**H: 1-0**	**A: 1-1**
12/11/13		L	100	116
1/14/14		W	90	87
2/3/14	@	L	77	86
2/28/14	@	L	107	113
2013-14 SEASON: 1-3			**H: 1-1**	**A: 0-2**
11/7/14	@	W	91	89
1/31/15		W	85	74
2/11/15	@	L	89	105
4/3/15		W	100	92
2014-15 SEASON: 3-1			**H: 2-0**	**A: 1-1**
11/16/15		W	122	114
12/8/15		L	88	125
1/6/16	@	L	94	112
2015-16 SEASON: 1-2			**H: 1-1**	**A: 0-1**
12/29/16		L	114	80
1/11/17	@	L	95	103
2/3/17	@	L	102	114
4/5/17		L	100	103
2016-17 SEASON: 0-4			**H: 0-2**	**A: 0-2**
12/9/17 *		L	101	102
2/11/18	@	L	92	110
2/14/18		L	114	121
4/11/18	@	L	123	137
2017-18 SEASON: 0-4			**H: 0-2**	**A: 0-2**
2/7/19	@	L	95	117
3/3/19	@	L	95	99
3/25/19		W	115	103
2018-19 SEASON: 1-2			**H: 1-0**	**A: 0-2**
12/18/19	@	L	122	126
12/26/19	@	W	110	97
8/7/20		W	121	92
2019-20 SEASON: 2-1			**H: 1-0**	**A: 0-2**
2/17/21		W	122	113
3/14/21	@	L	122	128
3/24/21	@	W	116	107
2020-21 SEASON: 2-1			**H: 1-0**	**A: 1-1**
12/2/21		W	152	79
12/20/21		L	99	102
3/13/22	@	W	125	118
2021-22 SEASON: 2-1			**H: 1-1**	**A: 1-0**
11/18/22		W	121	110
12/7/22		W	123	102
12/17/22	@	L	109	115
4/9/23	@	L	100	115
2022-23 SEASON: 2-2			**H: 2-0**	**A: 0-2**
12/18/23	@	L	97	116
3/10/24	@	L	93	124
3/16/24		L	112	118
2023-24 SEASON: 0-3			**H: 0-1**	**A: 0-2**
12/29/24	@	L	106	130
2/8/25		L	112	125
3/5/25		L	103	120
3/27/25	@	L	104	125
2024-25 SEASON: 0-4			**H: 0-2**	**A: 0-2**

*** OT | ** 2OT | *** 3OT**

ORLANDO MAGIC

EASTERN CONFERENCE
SOUTHEAST DIVISION

Home Court: Kia Center – 19,335
Office: 400 West Church Street, Suite 250, Orlando, FL 32801
Phone: (407) 916-2400 **Website:** orlandomagic.com

Chairman/Governor: Dan DeVos
Board of Directors: Dick DeVos, Doug DeVos, Ryan DeVos, Cole DeVos
President of Basketball Operations: Jeff Weltman
Head Coach: Jamahl Mosley
Assistant Coaches: Joe Prunty, Dale Osborne, Bret Brielmaier, God Shammgod, Randy Gregory, Lional Chalmers
Head Athletic Trainer: Ernest Eugene
Communications: Joel Glass, George Galante, Trish Wingerson, Louis Axen
TV: FanDuel Sports Network Florida, David Steele, Jeff Turner, Dante Marchitelli, Kendra Douglas
Radio: FM 96.9 The Game, Jake Chapman

Key Numbers

Grizzlies' Largest Win	28	3/5/22	@ MEM
Grizzlies' Most PTS	135	2/5/22	@ ORL
Grizzlies' Fewest PTS	71	12/3/01	@ ORL
Magic's Largest Win	42	12/3/01	@ ORL
Magic's Most PTS	123	3/22/19	@ ORL
Magic's Fewest PTS	69	12/2/05	@ MEM

Streaks

Grizzlies' Last Win			
Overall:	105-104	2/21/25	@ ORL
Home:	124-111	10/26/24	@ MEM
Away:	105-104	2/21/25	@ ORL
Grizzlies' Last Loss			
Overall:	118-88	3/30/24	@ ORL
Home:	120-115	3/10/20	@ MEM
Away:	118-88	3/30/24	@ ORL
Longest Winning Streaks			
Overall:	9	1/31/11 – 1/25/16	
Home:	9	10/31/08 – 12/1/16	
Away:	3	3/3/13 – 1/16/15	
Longest Losing Streaks			
Overall:	9	3/16/97 – 1/19/02	
Home:	4	12/3/97 – 1/19/02	
Away:	6	4/3/16 – 5/1/21	

2024-25 SEASON SERIES STATISTICS

MEMPHIS VS. ORLANDO

PLAYER	G-GS	MIN	FG-FGA	PCT	3FG-FGA	PCT	FT-FTA	PCT	OFF	DEF	TOT	AST	PF	DQ	STL	TO	BLK	PTS	AVG
Morant	2-2	58	14-36	.389	1-13	.077	10-10	1.000	1	5	6	15	6	0	1	10	1	39	19.5
Huff	1-0	19	7-9	.778	3-5	.600	1-1	1.000	0	2	2	0	1	0	0	0	1	18	18.0
Aldama	2-0	59	13-21	.619	5-9	.556	0-2	.000	4	14	18	9	2	0	0	2	3	31	15.5
Bane	2-2	64	10-23	.435	4-12	.333	5-6	.833	1	13	14	4	7	0	4	6	0	29	14.5
Jackson Jr.	2-2	49	7-23	.304	0-8	.000	15-20	.750	1	7	8	2	7	0	2	1	3	29	14.5
Jackson II	1-0	17	4-5	.800	3-3	1.000	1-2	.500	1	1	2	0	4	0	0	0	0	12	12.0
Clarke	2-0	44	8-15	.533	0-2	.000	2-3	.667	4	12	16	3	5	0	3	1	0	18	9.0
Smart	1-1	21	4-8	.500	1-3	.333	0-0	---	0	0	0	3	1	0	2	2	1	9	9.0
Wells	2-1	34	5-13	.385	1-5	.200	3-4	.750	2	3	5	3	0	0	0	0	0	14	7.0
Pippen Jr.	2-0	40	5-10	.500	1-2	.500	2-2	1.000	4	4	8	15	8	0	3	6	1	13	6.5
Kennard	1-0	22	2-6	.333	0-2	.000	1-1	1.000	0	2	2	4	1	0	1	0	0	5	5.0
Edey	2-2	26	4-6	.667	1-1	1.000	0-0	---	2	5	7	0	8	0	0	2	2	9	4.5
LaRavia	1-0	23	1-1	1.000	0-0	---	1-2	.500	1	6	7	2	0	0	1	1	0	3	3.0
Kawamura	1-0	2	0-2	.000	0-2	.000	0-0	---	0	0	0	0	0	0	0	1	0	0	0.0
GRIZZLIES	**2-**	**480**	**84-178**	**.472**	**20-67**	**.299**	**41-53**	**.774**	**21**	**74**	**95**	**60**	**50**	**0**	**17**	**33**	**12**	**229**	**114.5**

ORLANDO VS. MEMPHIS

PLAYER	G-GS	MIN	FG-FGA	PCT	3FG-FGA	PCT	FT-FTA	PCT	OFF	DEF	TOT	AST	PF	DQ	STL	TO	BLK	PTS	AVG
F. Wagner	2-2	72	16-35	.457	6-17	.353	10-12	.833	2	11	13	6	3	0	3	9	2	48	24.0
Suggs	1-1	31	6-17	.353	5-13	.385	4-4	1.000	0	7	7	3	1	0	4	2	1	21	21.0
Banchero	2-2	66	9-33	.273	2-10	.200	17-26	.654	3	10	13	5	7	0	1	4	1	37	18.5
Anthony	2-1	41	8-15	.533	2-5	.400	3-4	.750	3	6	9	9	3	0	3	5	1	21	10.5
M. Wagner	1-0	12	4-8	.500	1-3	.333	0-0	---	2	1	3	0	4	0	0	0	1	9	9.0
da Silva	1-0	17	3-7	.429	1-2	.500	1-2	.500	0	2	2	3	0	0	0	0	0	8	8.0
Howard	2-0	24	5-9	.556	4-8	.500	0-2	.000	0	4	4	3	2	0	0	0	0	14	7.0
Carter Jr.	2-2	60	6-18	.333	0-5	.000	1-2	.500	12	9	21	2	7	0	2	5	1	13	6.5
Caldwell-Pope	2-2	62	4-13	.308	1-9	.111	3-3	1.000	0	4	4	4	4	0	3	1	2	12	6.0
Houstan	1-0	5	2-3	.667	2-3	.667	0-0	---	0	0	0	0	1	0	0	0	0	6	6.0
Black	2-0	36	4-11	.364	0-2	.000	2-4	.500	1	6	7	5	3	0	0	3	1	10	5.0
Harris	2-0	17	2-2	1.000	1-1	1.000	2-2	1.000	0	1	1	0	3	0	1	1	0	7	3.5
Bitadze	2-0	24	3-3	1.000	0-0	---	0-0	---	2	4	6	1	3	0	0	0	5	6	3.0
Joseph	1-0	5	1-1	1.000	1-1	1.000	0-0	---	0	0	0	1	0	0	0	0	0	3	3.0
McClung	1-0	5	0-0	---	0-0	---	0-0	---	0	1	1	2	0	0	0	0	0	0	0.0
Queen	1-0	3	0-0	---	0-0	---	0-0	---	0	0	0	0	0	0	0	1	0	0	0.0
MAGIC	**2-**	**480**	**73-175**	**.417**	**26-79**	**.329**	**43-61**	**.705**	**25**	**66**	**91**	**44**	**41**	**0**	**17**	**33**	**15**	**215**	**107.5**

ORLANDO MAGIC

SERIES RECORDS

Overall: 31-26
Home: 21-8
Road: 10-18

2025-26 SCHEDULE

1/15/26	@ ORL
1/18/26	@ MEM

ALL-TIME SERIES

DATE	@	W/L	GRIZZ	OPP
11/22/95	@	L	93	95
3/15/96 *		L	87	92
1995-96 SEASON: 0-2			**H: 0-1**	**A: 0-1**
12/13/96		W	95	93
3/16/97	@	L	89	100
1996-97 SEASON: 1-1			**H: 1-0**	**A: 0-1**
12/3/97		L	97	101
3/17/98	@	L	92	99
1997-98 SEASON: 0-2			**H: 0-1**	**A: 0-1**
NO GAMES				
1998-99 SEASON: 0-0			**H: 0-0**	**A: 0-0**
1/5/00	@	L	96	116
1/22/00		L	82	85
1999-00 SEASON: 0-2			**H: 0-1**	**A: 0-1**
12/17/00		L	91	101
3/16/01	@	L	99	103
2000-01 SEASON: 0-2			**H: 0-1**	**A: 0-1**
12/3/01	@	L	71	113
1/19/02		L	103	119
2001-02 SEASON: 0-2			**H: 0-1**	**A: 0-1**
12/27/02		W	99	86
3/24/03	@	W	110	104
2002-03 SEASON: 2-0			**H: 1-0**	**A: 1-0**
11/12/03	@	W	107	97
1/3/04		W	112	103
2003-04 SEASON: 2-0			**H: 1-0**	**A: 1-0**
12/4/04	@	L	91	96
1/25/05		W	95	83
2004-05 SEASON: 1-1			**H: 1-0**	**A: 0-1**
11/4/05	@	W	94	85
12/2/05		W	91	69
2005-06 SEASON: 2-0			**H: 1-0**	**A: 1-0**
11/20/06		W	95	86
4/7/07	@	L	89	116
2006-07 SEASON: 1-1			**H: 1-0**	**A: 0-1**
12/15/07	@	W	123	119
1/23/08		L	85	112
2007-08 SEASON: 1-1			**H: 0-1**	**A: 1-0**
10/31/08		W	86	84
4/8/09	@	L	78	81
2008-09 SEASON: 1-1			**H: 1-0**	**A: 0-1**
1/25/10		W	99	94
4/4/10	@	L	92	107
2009-10 SEASON: 1-1			**H: 1-0**	**A: 0-1**

DATE	@	W/L	GRIZZ	OPP
11/15/10	@	L	72	89
1/31/11		W	100	97
2010-11 SEASON: 1-1			**H: 1-0**	**A: 0-1**
4/26/12		W	88	76
2011-12 SEASON: 1-0			**H: 1-0**	**A: 0-1**
2/22/13	W	88	82	
3/3/13	@	W	108	82
2012-13 SEASON: 2-0			**H: 1-0**	**A: 1-0**
12/9/13		W	94	85
2/12/14	@	W	86	81
2013-14 SEASON: 2-0			**H: 1-0**	**A: 1-0**
1/16/15	@	W	106	96
1/26/15		W	103	94
2014-15 SEASON: 2-0			**H: 1-0**	**A: 1-0**
1/25/16 *		W	108	102
4/3/16	@	L	107	119
2015-16 SEASON: 1-1			**H: 1-0**	**A: 0-1**
12/1/16		W	95	94
12/26/16	@	L	102	112
2016-17 SEASON: 1-1			**H: 1-0**	**A: 0-1**
11/1/17		L	99	101
3/3/18	@	L	100	107
2017-18 SEASON: 0-2			**H: 0-1**	**A: 0-1**
3/10/19		W	105	97
3/22/19 *	@	L	119	123
2018-19 SEASON: 1-1			**H: 1-0**	**A: 0-1**
11/8/19	@	L	86	118
3/10/20		L	115	120
2019-20 SEASON: 0-2			**H: 0-1**	**A: 0-1**
4/30/21		W	92	75
5/1/21	@	L	111	112
2020-21 SEASON: 1-1			**H:1-0**	**A: 0-1**
2/5/22	@	W	135	115
3/5/22		W	124	96
2021-22 SEASON: 2-0			**H: 1-0**	**A: 1-0**
1/5/23	@	W	123	115
3/28/23		W	113	108
2022-23 SEASON: 2-0			**H: 1-0**	**A: 1-0**
1/26/24		W	107	106
3/30/24	@	L	88	118
2023-24 SEASON: 1-1			**H: 1-0**	**A: 0-1**
10/26/24		W	124	111
2/21/25	@	W	105	104
2024-25 SEASON: 2-0			**H: 1-0**	**A: 1-0**

*** OT | ** 2OT | *** 3OT**

PHILADELPHIA 76ERS

EASTERN CONFERENCE ATLANTIC DIVISION

Home Court: Wells Fargo Center – 20,007
Office: 3 Banner Way, Camden, NJ 08103
Phone: (215) 339-7600 **Website:** sixers.com

Managing Partner: Josh Harris
President, Basketball Operations: Daryl Morey
General Manager: Elton Brand
Head Coach: Nick Nurse
Assistant Coaches: Bryan Gates, Rico Hines, Matt Brase, Doug West, Coby Karl, John Corbacio, Fabulous Flournoy
Vice President, Athlete Care: Simon Rice
Communications: Dave Sholler, Molly McEndy, Brandon Chinn, Will Abbamont
TV: NBC Sports Philadelphia / NBC Sports Philadelphia+, Kate Scott, Alaa Abdelnaby
Radio: The Fanatic (97.5 FM), Tom McGinnis

Key Numbers

Grizzlies' Largest Win	35	12/13/21	@ MEM
Grizzlies' Most PTS	126	12/13/21	@ MEM
Grizzlies' Fewest PTS	79	12/9/00	@ VAN
76ers' Largest Win	20	4/6/24	@ MEM
76ers' Most PTS	122	1/31/22	@ PHI
76ers' Fewest PTS	76	2/21/12	@ MEM

Streaks

Grizzlies' Last Win		
Overall:	117-111	11/20/24 @ MEM
Home:	117-111	11/20/24 @ MEM
Away:	124-107	11/2/24 @ PHI
Grizzlies' Last Loss		
Overall:	116-96	4/6/24 @ MEM
Home:	116-96	4/6/24 @ MEM
Away:	110-105	2/23/23 @ PHI
Longest Winning Streaks		
Overall:	10	1/28/13 – 1/22/18
Home:	9	4/11/14 – 12/2/22
Away:	7	11/20/09 – 11/23/16
Longest Losing Streaks		
Overall:	10	1/29/96 – 2/21/01
Home:	5	2/28/97 – 12/9/00
Away:	5	1/29/96 – 2/21/01

2024-25 SEASON SERIES STATISTICS

MEMPHIS VS. PHILADELPHIA

PLAYER	G-GS	MIN	FG-FGA	PCT	3FG-FGA	PCT	FT-FTA	PCT	OFF	DEF	TOT	AST	PF	DQ	STL	TO	BLK	PTS	AVG
Jackson Jr.	2-2	61	19-31	.613	4-8	.500	10-11	.909	4	6	10	1	8	0	4	2	4	52	26.0
Bane	1-1	35	8-18	.444	5-11	.455	0-0	---	1	9	10	6	2	0	1	4	1	21	21.0
Morant	1-1	31	6-13	.462	0-2	.000	6-8	.750	0	6	6	12	1	0	2	6	0	18	18.0
Wells	2-2	66	11-19	.579	4-8	.500	3-3	1.000	2	5	7	3	3	0	1	4	0	29	14.5
Huff	2-0	28	10-17	.588	7-13	.538	1-1	1.000	1	4	5	3	2	0	0	2	2	28	14.0
Kennard	1-0	25	3-5	.600	3-5	.600	3-3	1.000	0	3	3	4	0	0	1	2	0	12	12.0
Aldama	2-1	62	9-21	.429	2-8	.250	2-2	1.000	2	17	19	10	1	0	1	4	1	22	11.0
Edey	1-1	22	4-7	.571	0-0	---	2-2	1.000	5	5	10	1	3	0	1	3	1	10	10.0
Pippen Jr.	2-1	55	7-19	.368	3-6	.500	3-3	1.000	0	8	8	16	6	0	1	3	0	20	10.0
LaRavia	2-0	51	7-9	.778	3-5	.600	2-2	1.000	2	5	7	6	7	0	1	4	1	19	9.5
Clarke	2-1	32	5-12	.417	0-3	.000	0-2	.000	3	4	7	0	6	0	1	0	1	10	5.0
Castleton	1-0	1	0-0	---	0-0	---	0-0	---	0	0	0	0	0	0	0	0	0	0	0.0
Kawamura	1-0	1	0-0	---	0-0	---	0-0	---	0	0	0	0	0	0	0	0	0	0	0.0
Spencer	1-0	9	0-1	.000	0-1	.000	0-0	---	0	1	1	2	0	0	0	1	1	0	0.0
GRIZZLIES	**2-**	**480**	**89-172**	**.517**	**31-70**	**.443**	**32-37**	**.865**	**20**	**73**	**93**	**64**	**39**	**0**	**14**	**37**	**12**	**241**	**120.5**

PHILADELPHIA VS. MEMPHIS

PLAYER	G-GS	MIN	FG-FGA	PCT	3FG-FGA	PCT	FT-FTA	PCT	OFF	DEF	TOT	AST	PF	DQ	STL	TO	BLK	PTS	AVG
Embiid	1-1	35	10-21	.476	1-5	.200	14-14	1.000	2	9	11	2	5	0	1	3	1	35	35.0
McCain	2-1	57	14-29	.483	5-13	.385	6-6	1.000	2	4	6	6	2	0	1	4	0	39	19.5
Maxey	2-2	57	11-32	.344	4-15	.267	5-5	1.000	0	5	5	8	3	0	4	4	0	31	15.5
Yabusele	2-0	38	9-14	.643	8-12	.667	0-0	---	3	4	7	2	5	0	1	1	1	26	13.0
Oubre Jr.	2-1	50	8-20	.400	5-12	.417	0-0	---	2	7	9	1	6	0	4	0	1	21	10.5
Lowry	1-1	21	3-4	.750	3-4	.750	1-2	.500	1	2	3	1	1	0	2	1	0	10	10.0
Drummond	2-1	42	6-16	.375	0-1	.000	3-5	.600	6	9	15	2	3	0	4	6	0	15	7.5
C. Martin	2-2	60	2-10	.200	0-5	.000	7-10	.700	2	4	6	7	2	0	2	4	4	11	5.5
Gordon	2-0	27	4-7	.571	2-3	.667	0-0	---	1	1	2	2	1	0	0	2	0	10	5.0
Jackson	2-0	25	3-9	.333	2-7	.286	0-0	---	0	1	1	4	2	0	2	1	0	8	4.0
Bona	1-0	1	1-1	1.000	0-0	---	0-0	---	1	0	1	0	0	0	0	1	0	2	2.0
Council IV	2-0	21	2-4	.500	0-0	---	0-0	---	1	0	1	4	2	0	1	0	0	4	2.0
George	1-1	17	1-6	.167	0-2	.000	0-0	---	1	3	4	2	1	0	1	1	0	2	2.0
K. Martin	2-0	26	1-2	.500	0-0	---	2-2	1.000	0	3	3	2	5	0	0	0	4	4	2.0
Dowtin Jr.	1-0	1	0-1	.000	0-0	---	0-0	---	0	0	0	0	0	0	0	0	0	0	0.0
76ERS	**2-**	**480**	**75-176**	**.426**	**30-79**	**.380**	**38-44**	**.864**	**22**	**52**	**74**	**43**	**38**	**0**	**23**	**28**	**11**	**218**	**109.0**

PHILADELPHIA 76ERS

SERIES RECORDS

Overall: 30-27
Home: 17-12
Road: 13-15

2025-26 SCHEDULE

12/30/25	@ MEM
3/10/26	@ PHI

ALL-TIME SERIES

DATE	@	W/L	GRIZZ	OPP
1/5/96 *		W	103	102
1/29/96	@	L	103	92
1995-96 SEASON: 1-1			**H: 1-0**	**A: 0-1**
11/30/96	@	L	90	96
2/28/97		L	100	104
1996-97 SEASON: 0-2			**H: 0-1**	**A: 0-1**
1/1/98		L	104	115
1/13/98	@	L	89	107
1997-98 SEASON: 0-2			**H: 0-1**	**A: 0-1**
3/24/99 *		L	95	90
1998-99 SEASON: 0-1			**H: 0-1**	**A: 0-0**
12/27/99		L	93	100
3/8/00	@	L	90	107
1999-00 SEASON: 0-2			**H: 0-1**	**A: 0-1**
12/9/00		L	79	83
2/21/01	@	L	91	107
2000-01 SEASON: 0-2			**H: 0-1**	**A: 0-1**
12/2/01	@	W	93	87
12/8/01		W	92	83
2001-02 SEASON: 2-0			**H: 1-0**	**A: 1-0**
11/20/02		L	88	95
2/26/03	@	L	107	111
2002-03 SEASON: 0-2			**H: 0-1**	**A: 0-1**
1/17/04	@	W	91	87
3/16/04		W	82	79
2003-04 SEASON: 2-0			**H: 1-0**	**A: 1-0**
12/3/04		W	94	86
2/9/05	@	W	98	95
2004-05 SEASON: 2-0			**H: 1-0**	**A: 1-0**
1/20/06 *	@	L	86	89
3/12/06		L	91	94
2005-06 SEASON: 0-2			**H: 0-1**	**A: 0-1**
1/17/07		W	118	102
3/2/07 *	@	L	112	117
2006-07 SEASON: 1-1			**H: 1-0**	**A: 0-1**
12/22/07		L	97	99
2/13/08	@	L	88	102
2007-08 SEASON: 0-2			**H: 0-1**	**A: 0-1**
2/11/09	@	L	87	91
3/7/09		L	105	110
2008-09 SEASON: 0-2			**H: 0-1**	**A: 0-1**
11/20/09	@	W	102	97
4/10/10		L	101	120
2009-10 SEASON: 1-1			**H: 0-1**	**A: 1-0**
1/28/11	@	W	99	94
2/15/11		W	102	91
2010-11 SEASON: 2-0			**H: 1-0**	**A: 1-0**
2/21/12		W	89	76
2011-12 SEASON: 1-0			**H: 1-0**	**A: 0-1**
12/26/12		L	89	99
1/28/13	@	W	103	100
2012-13 SEASON: 1-1			**H: 0-1**	**A: 1-0**
3/15/14	@	W	103	77
4/11/14		W	117	95
2013-14 SEASON: 2-0			**H: 1-0**	**A: 1-0**
12/13/14 *	@	W	120	115
1/24/15		W	101	83
2014-15 SEASON: 2-0			**H: 1-0**	**A: 1-0**
11/29/15		W	92	84
12/22/15	@	W	104	90
2015-16 SEASON: 2-0			**H: 1-0**	**A: 1-0**
11/23/16 **	@	W	104	99
12/6/16		W	96	91
2016-17 SEASON: 2-0			**H: 1-0**	**A: 1-0**
1/22/18		W	105	101
3/21/18	@	L	105	119
2017-18 SEASON: 1-1			**H: 1-0**	**A: 0-1**
11/10/18 *		W	112	106
12/2/18	@	L	95	103
2018-19 SEASON: 1-1			**H: 1-0**	**A: 0-1**
2/7/20	@	L	107	119
2019-20 SEASON: 0-1			**H: 0-0**	**A: 0-1**
1/16/21		W	106	104
4/4/21	@	W	116	100
2020-21 SEASON: 2-0			**H: 1-0**	**A: 1-0**
12/13/21		W	126	91
1/31/22 *	@	L	119	122
2021-22 SEASON: 1-1			**H: 1-0**	**A: 0-1**
12/2/22		W	117	109
2/23/23	@	L	105	110
2022-23 SEASON: 1-1			**H: 1-0**	**A: 0-1**
3/6/24	@	W	115	109
4/6/24		L	96	116
2023-24 SEASON: 1-1			**H: 0-1**	**A: 1-0**
11/2/24	@	W	124	107
11/20/24		W	117	111
2024-25 SEASON: 2-0			**H: 1-0**	**A: 1-0**

*** OT | ** 2OT | *** 3OT**

PHOENIX SUNS

WESTERN CONFERENCE
PACIFIC DIVISION

Home Court: Mortgage Matchup Center – 17,071
Office: 201 E. Jefferson St., Phoenix, AZ 85004
Phone: (602) 379-2000
Website: suns.com

Governor: Mat Ishbia
General Manager: Brian Gregory
Head Coach: Jordan Ott
Assistant Coaches: Jesse Mermuys, DeMarre Carroll, Brian Randle, Chaisson Allen, John Little, Mike Muscala, Sean Dwyer
Director of Medical Services/Head Athletic Trainer: David Crewe
Communications: Stacey Mitch, Cole Mickelson, Bryce Marsee, Palmer Black
Television: Arizona's Family, Kevin Ray, Eddie Johnson, Ann Meyers Drysdale
Radio (English): Arizona Sports (98.7 FM), Jon Bloom, Tim Kempton
Radio (Spanish): KSUN (1400 AM, 106.5 FM), Arturo Ochoa

Key Numbers

Grizzlies' Largest Win	30	1/16/23	@ MEM
Grizzlies' Most PTS	151	2/25/25	@ MEM
Grizzlies' Fewest PTS	72	2/21/02	@ MEM
Suns' Largest Win	32	1/5/01	@ PHO
Suns' Most PTS	148	2/25/25	@ MEM
Suns' Fewest PTS	78	2/21/02	@ MEM

Streaks

Grizzlies' Last Win		
Overall:	120-118	3/10/25 @ MEM
Home:	120-118	3/10/25 @ MEM
Away:	119-112	2/11/25 @ PHO
Grizzlies' Last Loss		
Overall:	116-109	12/2/23 @ PHO
Home:	110-89	11/24/23 @ MEM
Away:	116-109	12/2/23 @ PHO
Longest Winning Streaks		
Overall:	8	12/3/13 – 12/6/15
Home:	4	12/3/13 – 12/6/15
Away:	5	1/6/13 – 2/2/15
Longest Losing Streaks		
Overall:	11	12/9/97 – 4/12/00
Home:	6	12/28/96 – 3/17/00
Away:	9	12/9/97 – 11/6/01

2024-25 SEASON SERIES STATISTICS

MEMPHIS VS. PHOENIX

PLAYER	G-GS	MIN	FG-FGA	PCT	3FG-FGA	PCT	FT-FTA	PCT	OFF	DEF	TOT	AST	PF	DQ	STL	TO	BLK	PTS	AVG
Morant	3-3	104	24-57	.421	2-22	.091	34-36	.944	2	13	15	26	9	0	4	12	0	84	28.0
Jackson Jr.	3-3	104	29-54	.537	7-17	.412	18-30	.600	6	18	24	6	10	1	5	11	4	83	27.7
Bane	4-4	149	31-64	.484	10-25	.400	14-18	.778	3	20	23	23	12	0	3	10	2	86	21.5
Aldama	2-0	55	11-19	.579	9-13	.692	0-0	---	3	8	11	6	2	0	4	2	0	31	15.5
Clarke	2-0	40	13-21	.619	0-0	---	2-3	.667	8	4	12	4	4	0	1	0	1	28	14.0
Stevens	1-0	22	4-7	.571	4-6	.667	1-2	.500	0	5	5	3	4	0	1	1	1	13	13.0
Huff	2-1	44	8-18	.444	6-13	.462	0-0	---	0	5	5	0	5	0	0	1	3	22	11.0
Wells	4-4	114	14-41	.341	9-25	.360	3-4	.750	8	13	21	7	11	0	1	3	0	40	10.0
Bagley	1-0	22	3-7	.429	0-2	.000	3-4	.750	3	2	5	0	1	0	0	0	2	9	9.0
Spencer	2-0	36	6-13	.462	4-10	.400	2-2	1.000	4	3	7	4	6	0	5	1	0	18	9.0
Kennard	3-0	63	7-14	.500	5-12	.417	4-4	1.000	2	9	11	12	4	0	3	1	0	23	7.7
Pippen Jr.	3-1	61	5-15	.333	3-10	.300	8-9	.889	1	3	4	7	8	0	4	5	3	21	7.0
Edey	2-2	40	5-10	.500	0-1	.000	2-2	1.000	5	12	17	1	3	0	1	1	3	12	6.0
Williams Jr.	2-0	30	5-15	.333	2-11	.182	0-0	---	2	7	9	1	5	0	1	2	0	12	6.0
Jackson II	3-1	47	7-15	.467	3-8	.375	0-0	---	2	3	5	7	3	0	2	4	0	17	5.7
Konchar	2-1	42	3-7	.429	0-2	.000	1-1	1.000	4	9	13	4	6	0	1	0	1	7	3.5
Castleton	1-0	13	0-2	.000	0-0	---	1-2	.500	1	0	1	0	2	0	1	1	0	1	1.0
GRIZZLIES	**4-**	**985**	**175-379**	**.462**	**64-177**	**.362**	**93-117**	**.795**	**54**	**134**	**188**	**111**	**95**	**1**	**37**	**57**	**20**	**507**	**126.8**

PHOENIX VS. MEMPHIS

PLAYER	G-GS	MIN	FG-FGA	PCT	3FG-FGA	PCT	FT-FTA	PCT	OFF	DEF	TOT	AST	PF	DQ	STL	TO	BLK	PTS	AVG
Durant	4-4	165	42-80	.525	15-25	.600	25-30	.833	2	24	26	21	9	0	3	11	8	124	31.0
Booker	4-4	145	31-74	.419	7-23	.304	18-19	.947	5	13	18	34	15	1	2	15	0	87	21.8
Bol	3-3	79	18-34	.529	6-17	.353	6-8	.750	1	21	22	3	5	0	2	3	7	48	16.0
Beal	2-2	55	10-25	.400	4-7	.571	3-4	.750	0	6	6	13	3	0	3	3	1	27	13.5
Allen	3-0	75	11-22	.500	9-17	.529	8-11	.727	1	3	4	9	9	0	3	4	1	39	13.0
Morris	1-0	20	5-8	.625	0-1	.000	2-3	.667	1	2	3	2	2	0	1	1	0	12	12.0
Jones	4-3	104	16-38	.421	9-20	.450	6-7	.857	4	9	13	21	4	0	6	10	0	47	11.8
O'Neale	3-0	76	10-23	.435	9-20	.450	1-2	.500	3	11	14	7	5	0	4	2	0	30	10.0
Okogie	1-0	28	4-7	.571	1-4	.250	0-1	.000	0	2	2	0	4	0	0	1	1	9	9.0
Plumlee	4-1	94	15-17	.882	0-0	---	3-8	.375	12	17	29	8	11	0	3	5	4	33	8.3
Richards	3-3	53	10-20	.500	0-0	---	2-2	1.000	3	17	20	3	10	0	0	1	1	22	7.3
Dunn	4-0	46	3-8	.375	2-5	.400	0-0	---	4	7	11	3	5	0	2	0	2	8	2.0
Ighodaro	1-0	17	1-4	.250	0-0	---	0-0	---	1	1	2	1	5	0	0	3	2	2	2.0
Washington Jr.	1-0	13	1-8	.125	0-6	.000	0-0	---	1	2	3	3	0	0	0	0	0	2	2.0
Gillespie	1-0	13	0-4	.000	0-3	.000	0-0	---	2	2	4	5	2	0	0	1	0	0	0.0
Lee	1-0	2	0-1	.000	0-1	.000	0-0	---	0	0	0	0	0	0	0	0	0	0	0.0
SUNS	**4-**	**985**	**177-373**	**.475**	**62-149**	**.416**	**74-95**	**.779**	**40**	**137**	**177**	**133**	**89**	**1**	**29**	**61**	**27**	**490**	**122.5**

OPPONENTS

PHOENIX SUNS

SERIES RECORDS

Overall: 47-62
Home: 26-27
Road: 21-35

2025-26 SCHEDULE

10/29/25	@ PHO	3/30/26	@ PHO
1/7/26	@ MEM		

ALL-TIME SERIES

DATE	@	W/L	GRIZZ	OPP
12/5/95	@	L	108	112
12/22/95		L	80	101
2/19/96 *	@	L	94	98
4/7/96		L	92	112
1995-96 SEASON: 0-4			**H: 0-2**	**A: 0-2**
11/14/96		W	92	89
12/15/96	@	L	84	103
12/28/96		L	98	103
4/19/97	@	W	121	107
1996-97 SEASON: 2-2			**H: 1-1**	**A: 1-1**
12/9/97	@	L	85	107
12/26/97		L	100	118
3/29/98	@	L	98	106
4/12/98		L	106	129
1997-98 SEASON: 0-4			**H: 0-2**	**A: 0-2**
2/25/99		L	86	94
3/22/99	@	L	84	89
5/1/99	@	L	77	107
1998-99 SEASON: 0-3			**H: 0-1**	**A: 0-2**
1/12/00		L	92	95
2/8/00	@	L	76	94
3/17/00		L	86	101
4/12/00 *	@	L	116	122
1999-00 SEASON: 0-4			**H: 0-2**	**A: 0-2**
11/29/00 **		W	109	106
12/26/00		L	95	97
1/5/01	@	L	76	108
1/31/01	@	L	92	101
2000-01 SEASON: 1-3			**H: 1-1**	**A: 0-2**
11/6/01	@	L	101	113
11/23/01		L	89	103
1/10/02	@	W	102	96
2/21/02		L	72	78
2001-02 SEASON: 1-3			**H: 0-2**	**A: 1-1**
12/4/02	@	L	85	98
12/8/02		W	102	94
1/10/03	@	L	90	96
3/26/03	L	99	101	
2002-03 SEASON: 1-3			**H: 1-1**	**A: 0-2**
11/7/03	@	L	88	96
2/20/04		W	97	92
4/2/04		W	109	99
4/11/04	@	L	83	89
2003-04 SEASON: 2-2			**H: 2-0**	**A: 0-2**
12/23/04	@	L	102	109
1/19/05	@	W	88	79
2/1/05		W	108	97
3/20/05		L	91	97
2004-05 SEASON: 2-2			**H: 1-1**	**A: 1-1**
11/16/05	@	W	115	103
12/17/05		W	91	87
2/8/06	@	L	102	108
2005-06 SEASON: 2-1			**H: 1-0**	**A: 1-1**
11/11/06	@	L	87	96
1/15/07		L	122	137
3/26/07	@	L	87	105
4/3/07		L	111	116
2006-07 SEASON: 0-4			**H: 0-2**	**A: 0-2**
2/26/08		L	113	127
3/11/08	@	L	111	132
4/8/08		L	113	127
2007-08 SEASON: 0-3			**H: 0-2**	**A: 0-1**
11/10/08	@	L	102	107
12/30/08		L	89	101
4/10/09		W	106	89
4/13/09	@	L	110	119
2008-09 SEASON: 1-3			**H: 1-1**	**A: 0-2**
11/25/09	@	L	111	126
1/2/10	@	W	128	103
1/18/10		W	125	118
2/16/10		L	95	109
2009-10 SEASON: 2-2			**H: 1-1**	**A: 1-1**
11/5/10 **	@	L	118	123
11/8/10		W	109	99
12/8/10 *	@	W	104	98
2010-11 SEASON: 2-1			**H: 1-0**	**A: 1-1**
1/28/12	@	L	84	86
3/10/12	@	L	91	98
4/11/12		W	104	93
2011-12 SEASON: 1-2			**H: 1-0**	**A: 0-2**
12/4/12 *		W	108	98
12/12/12	@	L	80	82
1/6/13	@	W	92	81
2/5/13		L	90	96
2012-13 SEASON: 2-2			**H: 1-1**	**A: 1-1**
12/3/13		W	110	91
1/2/14	@	W	99	91
1/10/14		W	104	99
4/14/14	@	W	97	91
2013-14 SEASON: 4-0			**H: 2-0**	**A: 2-0**
11/5/14	@	W	102	91
1/11/15 **		W	122	110
2/2/15	@	W	102	101
2014-15 SEASON: 3-0			**H: 1-0**	**A: 2-0**
12/6/15	W	95	93	
2/2/7/16	@	L	106	111
3/6/16	L	100	109	
3/21/16	@	W	103	97
2015-16 SEASON: 2-2			**H: 1-1**	**A: 1-1**
1/30/17	@	W	115	96
2/8/17	W	110	91	
2/28/17	W	130	112	
2016-17 SEASON: 3-0			**H: 2-0**	**A: 1-0**
12/21/17	@	L	95	97
12/26/17	@	L	97	99
1/29/18		W	120	109
2/28/18		L	102	110
2017-18 SEASON: 1-3			**H: 1-1**	**A: 0-2**
10/27/18		W	117	96
11/4/18	@	L	100	102
3/30/19	@	W	120	115
2018-19 SEASON: 2-1			**H: 1-0**	**A: 1-1**
11/2/19		L	105	114
12/11/19	@	W	115	108
1/5/20	@	W	121	114
1/26/20		W	114	109
2019-20 SEASON: 3-1			**H: 1-1**	**A: 2-0**
1/18/21		W	108	104
2/20/21		L	97	128
3/15/21	@	L	99	122
2020-21 SEASON: 1-2			**H: 1-1**	**A: 0-1**
11/12/21		L	94	119
12/27/21	@	W	114	113
4/1/22		W	122	114
2021-22 SEASON: 2-1			**H: 1-1**	**A: 1-0**
12/23/22	@	W	125	100
12/27/22		L	108	125
1/16/23		W	136	106
1/22/23	@	L	110	112
2022-23 SEASON: 2-2			**H: 1-1**	**A: 1-1**
11/24/23 ^		L	89	110
12/2/23	@	L	109	116
1/7/24	@	W	121	115
2023-24 SEASON: 1-2			**H: 0-1**	**A: 1-1**
12/31/24	@	W	117	112
2/11/25	@	W	119	112
2/25/25 *		W	151	148
3/10/25		W	120	118
2024-25 SEASON: 4-0			**H: 2-0**	**A: 2-0**

*** OT | ** 2OT | *** 3OT | ^CUP**

PORTLAND TRAIL BLAZERS

PORTLAND TRAIL BLAZERS

WESTERN CONFERENCE
NORTHWEST DIVISION

Home Court: Moda Center – 19,393

Office: One Center Court, Suite 200, Portland, OR 97227

Phone: (503) 234-9291 **Website:** trailblazers.com

Chair: Jody Allen

President of Basketball Operations: Dewayne Hankins

General Manager: Joe Cronin

Head Coach: Chauncey Billups

Assistant Coaches: Nate Bjorkgren, Tiago Splitter, Patrick St. Andrews, Quinton Crawford, Ronnie Burrell, James Posey

Director of Player Health and Performance: Dr. Courtney Watson

Communications: Natalie King, Rahsaan Gethers, Maggie Yang, Wyeth Wilson

TV: Networks of KATU/BlazerVision, Kevin Calabo, Lamar Hurd, Brooke Olzendam

Radio: Rip City Radio 620 AM, Travis Demers, Michael Holton

Key Numbers

Grizzlies' Largest Win	45	11/10/24	@ POR
Grizzlies' Most PTS	135	7/31/20	@ POR
Grizzlies' Fewest PTS	66 (2x)	3/28/09	@ POR
Trail Blazers' Largest Win	38	1/24/02	@ POR
Trail Blazers' Most PTS	140	7/31/20	@ POR
Trail Blazers' Fewest PTS	73	12/13/10	@ MEM

Streaks

Grizzlies' Last Win		
Overall:	123-98	11/25/24 @ MEM
Home:	123-98	11/25/24 @ MEM
Away:	134-89	11/10/24 @ POR
Grizzlies' Last Loss		
Overall:	115-99	3/19/25 @ POR
Home:	107-100	3/2/24 @ MEM
Away:	115-99	3/19/25 @ POR
Longest Winning Streaks		
Overall:	8	11/9/07 – 11/10/09
Home:	8	12/13/06 – 11/16/10
Away:	9	4/2/96 – 12/29/00
Longest Losing Streaks		
Overall:	8	11/9/07 – 11/10/09
Home:	8	12/13/06 – 11/16/10
Away:	9	4/2/96 – 12/29/00

2024-25 SEASON SERIES STATISTICS

MEMPHIS VS. PORTLAND

PLAYER	G-GS	MIN	FG-FGA	PCT	3FG-FGA	PCT	FT-FTA	PCT	OFF	DEF	TOT	AST	PF	DQ	STL	TO	BLK	PTS	AVG
Morant	1-1	23	6-12	.500	2-3	.667	8-10	.800	1	1	2	11	1	0	0	2	1	22	22.0
Jackson Jr.	3-3	81	19-42	.452	7-14	.500	10-11	.909	2	16	18	5	9	0	7	13	3	55	18.3
Aldama	3-1	79	19-33	.576	5-9	.556	2-4	.500	9	19	28	9	3	0	2	3	0	45	15.0
Bane	2-2	60	9-24	.375	3-11	.273	7-9	.778	2	12	14	6	7	0	2	4	1	28	14.0
LaRavia	2-0	44	8-12	.667	2-3	.667	8-8	1.000	2	7	9	7	3	0	4	5	5	26	13.0
Pippen Jr.	3-1	66	14-29	.483	2-7	.286	8-11	.727	3	11	14	10	6	0	3	3	2	38	12.7
Huff	3-0	52	10-21	.476	5-13	.385	7-10	.700	1	8	9	2	5	0	2	3	9	32	10.7
Edey	2-1	35	7-11	.636	1-1	1.000	3-4	.750	5	4	9	4	9	0	4	8	1	18	9.0
Wells	3-3	61	8-22	.364	3-10	.300	4-4	1.000	1	7	8	2	1	0	0	2	0	23	7.7
Clarke	3-2	47	9-15	.600	1-4	.250	1-3	.333	6	10	16	1	5	0	2	1	3	20	6.7
Kennard	3-1	67	7-18	.389	3-12	.250	3-3	1.000	1	7	8	17	1	0	4	1	2	20	6.7
Smart	1-0	19	3-6	.500	0-2	.000	0-0	---	0	0	0	4	2	0	2	1	0	6	6.0
Castleton	1-0	7	0-1	.000	0-1	.000	4-4	1.000	0	4	4	0	0	0	0	0	0	4	4.0
Williams Jr.	1-0	18	2-4	.500	0-2	.000	0-0	---	0	2	2	3	0	0	0	0	1	4	4.0
Konchar	3-0	47	4-9	.444	2-6	.333	0-0	---	2	7	9	4	4	0	1	2	2	10	3.3
Bagley	1-0	2	1-1	1.000	0-0	---	0-0	---	1	0	1	0	0	0	0	0	0	2	2.0
Kawamura	2-0	12	1-4	.250	0-3	.000	1-2	.500	0	0	0	5	1	0	0	0	0	3	1.5
Spencer	1-0	2	0-0	---	0-0	---	0-0	---	0	0	0	0	0	0	0	0	0	0	0.0
GRIZZLIES	**3-**	**720**	**127-264**	**.481**	**36-101**	**.356**	**66-83**	**.795**	**36**	**115**	**151**	**90**	**57**	**0**	**33**	**52**	**30**	**356**	**118.7**

PORTLAND VS. MEMPHIS

PLAYER	G-GS	MIN	FG-FGA	PCT	3FG-FGA	PCT	FT-FTA	PCT	OFF	DEF	TOT	AST	PF	DQ	STL	TO	BLK	PTS	AVG
Avdija	3-1	84	16-39	.410	7-18	.389	9-11	.818	5	21	26	18	8	0	1	9	4	48	16.0
Grant	2-2	49	10-25	.400	2-11	.182	9-13	.692	0	3	3	2	5	0	3	0	0	31	15.5
Sharpe	3-3	79	13-35	.371	4-19	.211	9-10	.900	4	10	14	7	1	0	1	3	2	39	13.0
Camara	3-3	86	12-31	.387	5-16	.313	5-8	.625	8	6	14	6	6	0	3	5	0	34	11.3
Simons	3-3	85	12-47	.255	3-20	.150	4-4	1.000	5	5	10	8	8	0	3	7	0	31	10.3
Clingan	2-1	43	7-11	.636	1-2	.500	5-5	1.000	5	9	14	0	8	0	1	3	4	20	10.0
Banton	3-0	47	8-28	.286	2-12	.167	6-8	.750	0	5	5	4	4	0	2	4	0	24	8.0
Ayton	1-1	21	3-5	.600	0-1	.000	0-0	---	4	4	8	1	3	0	1	4	0	6	6.0
Reath	3-0	29	7-17	.412	4-12	.333	0-0	---	8	3	11	0	6	0	0	1	1	18	6.0
Walker	2-0	30	5-12	.417	0-4	.000	1-1	1.000	2	7	9	2	3	0	2	0	0	11	5.5
Henderson	2-0	46	4-17	.235	2-10	.200	0-0	---	1	3	4	13	4	0	1	6	0	10	5.0
Williams III	2-1	23	3-8	.375	0-1	.000	4-4	1.000	3	5	8	1	1	0	1	2	4	10	5.0
Rupert	3-0	40	4-12	.333	0-5	.000	3-4	.750	3	3	6	1	1	0	1	3	1	11	3.7
Thybulle	1-0	11	1-3	.333	0-1	.000	1-2	.500	2	4	6	1	0	0	1	0	0	3	3.0
Moore	1-0	8	1-2	.500	0-0	---	0-0	---	2	2	4	0	0	0	0	1	0	2	2.0
Murray	2-0	30	2-5	.400	0-2	.000	0-0	---	4	3	7	1	0	0	1	2	0	4	2.0
McGowens	1-0	2	0-1	.000	0-0	---	0-0	---	1	0	1	0	0	0	0	1	0	0	0.0
Minaya	2-0	8	0-0	---	0-0	---	0-0	---	0	2	2	0	1	0	0	0	0	0	0.0
TRAIL BLAZERS	**3-**	**720**	**108-298**	**.362**	**30-134**	**.224**	**56-70**	**.800**	**57**	**95**	**152**	**65**	**59**	**0**	**22**	**52**	**16**	**302**	**100.7**

OPPONENTS

PORTLAND TRAIL BLAZERS

SERIES RECORDS

Overall: 48-60
Home: 25-29
Road: 23-31

2025-26 SCHEDULE

12/7/25	@ MEM	2/7/26	@ POR
2/6/26	@ POR	3/4/26	@ MEM

ALL-TIME SERIES

DATE	@	W/L	GRIZZ	OPP
11/3/95	@	W	92	80
12/15/95 *		W	104	100
4/2/96	@	L	85	101
4/14/96	L	79	81	
1995-96 SEASON: 2-2			**H: 1-1**	**A: 1-1**
11/1/96		L	85	114
12/12/96	@	L	78	99
3/28/97	@	L	81	115
4/17/97		L	73	105
1996-97 SEASON: 0-4			**H: 0-2**	**A: 0-2**
12/19/97	@	L	91	96
12/21/97		W	88	86
3/26/98	@	L	102	108
4/11/98 *		W	105	96
1997-98 SEASON: 2-2			**H: 2-0**	**A: 0-2**
2/8/99		L	76	95
3/8/99		L	73	92
4/6/99	@	L	89	98
1998-99 SEASON: 0-3			**H: 0-2**	**A: 0-1**
11/2/99		L	86	106
3/3/00	@	L	91	101
4/6/00		W	89	87
4/8/00	@	L	85	98
1999-00 SEASON: 1-3			**H: 1-1**	**A: 0-2**
12/29/00	@	L	81	104
3/6/01	@	W	105	97
3/9/01		W	95	85
4/12/01		L	87	100
2000-01 SEASON: 2-2			**H: 1-1**	**A: 1-1**
11/15/01		L	85	101
1/24/02	@	L	82	120
3/25/02	@	W	103	100
4/11/02		W	102	99
2001-02 SEASON: 2-2			**H: 1-1**	**A: 1-1**
11/6/02	@	L	88	94
1/15/03	@	L	92	100
1/20/03		L	87	99
4/11/03		W	96	93
2002-03 SEASON: 1-3			**H: 1-1**	**A: 0-2**
11/5/03	@	L	87	93
12/7/03		W	93	79
1/28/04		L	76	88
3/3/04	@	W	97	88
2003-04 SEASON: 2-2			**H: 1-1**	**A: 1-1**
11/17/04	@	W	101	82
2/11/05		W	88	82
3/12/05	@	L	66	80
3/14/05		W	104	83
2004-05 SEASON: 3-1			**H: 2-0**	**A: 1-1**
11/22/05		L	87	95
12/21/05		W	89	79
12/30/05	@	W	93	90
2005-06 SEASON: 2-1			**H: 1-1**	**A: 1-0**
12/13/06		L	79	85
1/27/07 **		L	132	135
2/23/07	@	W	103	102
3/29/07	@	W	96	92
2006-07 SEASON: 2-2			**H: 0-2**	**A: 2-0**
11/9/07	@	L	98	110
12/3/07		L	105	106
4/15/08	@	L	91	113
2007-08 SEASON: 0-3			**H: 0-1**	**A: 0-2**
2/18/09	@	L	90	94
3/16/09		L	92	103
3/28/09	@	L	66	86
4/7/09		L	93	96
2008-09 SEASON: 0-4			**H: 0-2**	**A: 0-2**
11/10/09		L	79	93
11/27/09	@	W	106	96
1/5/10	@	W	109	105
3/1/10		L	93	103
2009-10 SEASON: 2-2			**H: 0-2**	**A: 2-0**
11/16/10		L	99	100
12/13/10		W	86	73
4/12/11	@	L	89	102
2010-11 SEASON: 1-2			**H: 1-1**	**A: 0-1**
1/24/12	@	L	84	97
3/22/12	@	L	93	97
4/21/12		W	93	89
2011-12 SEASON: 1-2			**H: 1-0**	**A: 0-2**
1/4/13		L	84	86
3/6/13		W	91	85
3/12/13	@	W	102	97
4/3/13	@	W	94	76
2012-13 SEASON: 3-1			**H: 1-1**	**A: 2-0**
1/28/14	@	W	98	81
3/11/14		W	109	99
3/30/14	@	L	98	105
2013-14 SEASON: 2-1			**H: 1-0**	**A: 1-1**
11/28/14	@	W	112	99
1/17/15		W	102	98
2/22/15	@	W	98	92
3/21/15		W	97	86
2014-15 SEASON: 4-0			**H: 2-0**	**A: 2-0**
11/5/15	@	L	96	115
11/13/15		W	101	100
1/4/16	@	W	91	78
2/8/16 *		L	106	112
2015-16 SEASON: 2-2			**H: 1-1**	**A: 1-1**
11/6/16		L	94	100
12/8/16		W	88	86
1/27/17	@	L	109	112
2016-17 SEASON: 1-2			**H: 1-1**	**A: 0-1**
11/7/17	@	W	98	97
11/20/17		L	92	100
3/28/18		W	108	103
4/1/18	@	L	98	113
2017-18 SEASON: 2-2			**H: 1-1**	**A: 1-1**
12/12/18		W	92	83
12/19/18	@	L	92	99
3/5/19		W	120	111
4/3/19	@	L	89	116
2018-19 SEASON: 2-2			**H: 2-0**	**A: 0-2**
2/12/20		W	111	104
7/31/20 *	@	L	135	140
2019-20 SEASON: 1-1			**H: 1-0**	**A: 0-1**
4/23/21	@	W	130	128
4/25/21	@	W	120	113
4/28/21		L	109	130
2020-21 SEASON: 2-1			**H: 0-1**	**A: 2-0**
10/27/21	@	L	96	116
12/15/21	@	W	113	103
12/19/21		L	100	105
2/16/22		L	119	123
2021-22 SEASON: 1-3			**H: 0-2**	**A: 1-1**
11/2/22	@	W	111	106
2/1/23		L	112	122
4/4/23		W	119	109
2022-23 SEASON: 2-1			**H: 1-1**	**A: 1-0**
11/3/23 *^	@	L	113	115
11/5/23	@	W	112	100
3/1/24		L	92	122
3/2/24 *		L	100	107
2023-24 SEASON: 1-3			**H: 0-2**	**A: 1-1**
11/10/24	@	W	134	89
11/25/24		W	123	98
3/19/25	@	L	99	115
2024-25 SEASON: 2-1			**H: 1-0**	**A: 1-1**

*** OT | ** 2OT | *** 3OT | ^CUP**

SACRAMENTO KINGS

WESTERN CONFERENCE
PACIFIC DIVISION

Home Court: Golden 1 Center – 17,611
Office: 500 David J. Stern Walk, Sacramento, CA 95814
Phone: (888) 915-4647 **Website:** kings.com

Owner and Chairman: Vivek Ranadive
Vice President, Basketball Operations and Player Personnel: Phil Jabour
General Manager: Scott Perry
Head Coach: Doug Christie
Associate Head Coach: Mike Woodson
Assistant Coaches: Mike Miller, Bobby Jackson, Chris Darnell, Leandro Barbosa
Assistant Coach/Player Development: Dipesh Mistry
Senior Director of Athlete Health: Jas Randhawa
Communications: Becky Beland McNaught, Shannon Malone, Michael Martinez, Micayla Rossi
TV: NBC Sports California, Mark Jones, Kyle Draper, Kayte Christensen
Radio: Sactown Sports 1140 (1140 AM), Gary Gerould

Key Numbers

Grizzlies' Largest Win	33	1/21/12	@ MEM
Grizzlies' Most PTS	133	1/3/25	@ SAC
Grizzlies' Fewest PTS	77	11/16/99	@ SAC
Kings' Largest Win	33	1/23/23	@ SAC
Kings' Most PTS	138	1/3/25	@ SAC
Kings' Fewest PTS	69	1/18/13	@ MEM

Streaks

Grizzlies' Last Win		
Overall:	115-110	12/5/24 @ MEM
Home:	115-110	12/5/24 @ MEM
Away:	125-110	10/27/22 @ SAC
Grizzlies' Last Loss		
Overall:	132-122	3/17/25 @ SAC
Home:	103-94	1/29/24 @ MEM
Away:	132-122	3/17/25 @ SAC
Longest Winning Streaks		
Overall:	9	1/7/13 – 11/30/14
Home:	12	11/23/09 – 3/2/16
Away:	5	1/7/13 – 11/30/14
Longest Losing Streaks		
Overall:	8	12/16/01 – 11/25/03
Home:	4	3/6/98 – 12/15/99
Away:	4 (2x)	1/23/23 – 3/17/25

2024-25 SEASON SERIES STATISTICS

MEMPHIS VS. SACRAMENTO

PLAYER	G-GS	MIN	FG-FGA	PCT	3FG-FGA	PCT	FT-FTA	PCT	OFF	DEF	TOT	AST	PF	DQ	STL	TO	BLK	PTS	AVG
Bane	3-3	109	28-49	.571	9-15	.600	19-19	1.000	3	18	21	19	6	0	4	12	1	84	28.0
Jackson Jr.	3-3	90	19-41	.463	3-12	.250	14-17	.824	0	11	11	10	14	1	3	11	1	55	18.3
Smart	1-0	26	5-9	.556	4-8	.500	4-6	.667	0	4	4	5	1	0	2	4	0	18	18.0
Wells	3-3	88	17-32	.531	12-20	.600	8-9	.889	4	11	15	4	9	0	1	4	0	54	18.0
Aldama	1-0	29	6-8	.750	3-3	1.000	0-1	.000	2	8	10	0	1	0	3	0	0	15	15.0
Edey	2-1	46	10-21	.476	0-1	.000	1-2	.500	9	6	15	1	6	0	0	1	5	21	10.5
Clarke	3-2	66	11-16	.688	0-0	---	8-9	.889	11	8	19	3	2	0	1	5	4	30	10.0
Pippen Jr.	2-1	40	6-15	.400	3-9	.333	5-5	1.000	0	3	3	8	5	0	1	5	0	20	10.0
Kennard	2-1	60	7-21	.333	2-9	.222	3-3	1.000	2	8	10	17	3	0	3	3	0	19	9.5
LaRavia	2-0	45	6-8	.750	2-4	.500	4-6	.667	1	10	11	4	2	0	2	2	0	18	9.0
Morant	1-1	28	2-13	.154	0-6	.000	4-4	1.000	2	1	3	7	2	0	0	2	1	8	8.0
Spencer	1-0	15	2-5	.400	1-3	.333	2-2	1.000	1	2	3	2	0	0	0	0	0	7	7.0
Konchar	2-0	32	2-6	.333	2-5	.400	2-2	1.000	3	9	12	1	4	0	1	1	1	8	4.0
Huff	3-0	27	4-10	.400	2-7	.286	1-2	.500	0	7	7	1	4	0	0	1	2	11	3.7
Williams Jr.	1-0	17	0-3	.000	0-3	.000	2-2	1.000	0	3	3	0	2	0	1	2	1	2	2.0
Stevens	1-0	3	0-2	.000	0-0	---	0-0	---	0	1	1	0	2	0	0	3	0	0	0.0
GRIZZLIES	**3-**	**720**	**125-259**	**.483**	**43-105**	**.410**	**77-89**	**.865**	**38**	**110**	**148**	**82**	**63**	**1**	**22**	**57**	**16**	**370**	**123.3**

SACRAMENTO VS. MEMPHIS

PLAYER	G-GS	MIN	FG-FGA	PCT	3FG-FGA	PCT	FT-FTA	PCT	OFF	DEF	TOT	AST	PF	DQ	STL	TO	BLK	PTS	AVG
LaVine	1-1	37	7-11	.636	5-8	.625	4-5	.800	1	1	2	6	1	0	0	2	0	23	23.0
Monk	3-3	101	28-53	.528	14-29	.483	12-12	1.000	0	6	6	18	7	0	2	5	3	82	27.3
DeRozan	3-3	106	23-52	.442	8-14	.571	23-28	.821	5	7	12	14	11	0	1	4	2	77	25.7
Fox	2-2	78	15-46	.326	1-15	.067	10-12	.833	2	7	9	8	6	0	9	5	0	41	20.5
Valanciunas	1-0	16	4-5	.800	0-0	---	0-0	---	2	3	5	3	2	0	0	1	3	8	8.0
Murray	2-2	74	10-26	.385	4-15	.267	3-3	1.000	4	16	20	3	6	0	4	1	0	27	13.5
Sabonis	3-3	86	16-26	.615	4-8	.500	4-5	.800	8	16	24	16	8	0	0	5	2	40	13.3
LaRavia	1-0	23	4-7	.571	2-4	.500	2-2	1.000	1	1	2	1	6	1	2	3	0	12	12.0
Lyles	2-0	42	8-10	.800	4-5	.800	1-2	.500	2	13	15	1	2	0	2	2	2	21	10.5
I. Jones	1-0	16	4-7	.571	1-1	1.000	0-2	.000	1	2	3	0	3	0	0	1	1	9	9.0
Ellis	3-1	55	8-17	.471	5-11	.455	1-2	.500	2	2	4	6	6	0	4	2	1	22	7.3
Huerter	2-0	39	5-15	.333	1-9	.111	0-0	---	4	5	9	4	3	0	2	2	1	11	5.5
Len	1-0	10	2-2	1.000	0-0	---	0-0	---	1	0	1	0	1	0	1	0	1	4	4.0
Carter	2-0	21	0-4	.000	0-2	.000	2-6	.333	0	6	6	4	3	0	4	0	0	2	1.0
Crawford	1-0	0	0-0	---	0-0	---	1-2	.500	0	0	0	0	1	0	0	0	0	1	1.0
Crowder	1-0	13	0-4	.000	0-2	.000	0-0	---	1	2	3	1	0	0	1	1	0	0	0.0
McLaughlin	1-0	3	0-0	---	0-0	---	0-0	---	0	0	0	1	1	0	0	0	0	0	0.0
KINGS	**3-**	**720**	**134-285**	**.470**	**49-123**	**.398**	**63-81**	**.778**	**34**	**87**	**121**	**86**	**67**	**1**	**32**	**37**	**16**	**380**	**126.7**

SACRAMENTO KINGS

SERIES RECORDS

Overall: 50-59
Home: 34-22
Road: 16-38

2025-26 SCHEDULE

11/20/25	@ MEM	2/4/26	@ SAC
11/30/25	@ SAC	2/23/26	@ MEM

ALL-TIME SERIES

DATE	@	W/L	GRIZZ	OPP
12/18/95	@	L	85	92
2/14/96		W	93	86
3/11/96	@	L	88	92
4/12/96		W	99	98
1995-96 SEASON: 2-2			**H: 2-0**	**A: 0-2**
11/18/96		L	83	84
12/26/96	@	L	88	111
1/11/97		L	101	109
4/8/97	@	L	93	109
1996-97 SEASON: 0-4			**H: 0-2**	**A: 0-2**
11/1/97		W	97	96
1/2/98	@	L	80	94
3/6/98		L	96	98
4/19/98 *	@	W	112	108
1997-98 SEASON: 2-2			**H: 1-1**	**A: 1-1**
2/7/99	@	L	87	109
3/2/99		L	101	111
4/11/99		L	88	91
5/5/99	@	L	95	99
1998-99 SEASON: 0-4			**H: 0-2**	**A: 0-2**
11/16/99	@	L	77	81
12/15/99		L	106	109
2/26/00		W	102	90
2/29/00	@	L	87	112
1999-00 SEASON: 1-3			**H: 1-1**	**A: 0-2**
12/22/00		L	93	95
2/2/01	@	L	95	105
4/6/01		L	90	118
4/16/01	@	L	100	110
2000-01 SEASON: 0-4			**H: 0-2**	**A: 0-2**
11/26/01		W	98	94
12/16/01	@	L	87	104
1/21/02	@	L	98	112
4/2/02		L	83	107
2001-02 SEASON: 1-3			**H: 1-1**	**A: 0-2**
11/2/02		L	99	116
11/8/02	@	L	91	99
1/12/03	@	L	98	106
1/23/03		L	98	104
2002-03 SEASON: 0-4			**H: 0-2**	**A: 0-2**
11/25/03	@	L	89	109
12/16/03		W	105	100
12/23/03	@	L	97	114
1/23/04		W	109	95
2003-04 SEASON: 2-2			**H: 2-0**	**A: 0-2**
11/19/04	@	L	105	107
11/30/04		L	93	98
3/8/05	@	L	82	85
2004-05 SEASON: 0-3			**H: 0-1**	**A: 0-2**
1/10/06		W	99	85
2/7/06	@	L	96	104
2/15/06		W	84	78
3/10/06	@	L	93	105
2005-06 SEASON: 2-2			**H: 2-0**	**A: 0-2**
11/15/06	@	L	111	115
1/29/07		W	124	117
4/10/07	@	L	100	112
2006-07 SEASON: 1-2			**H: 1-0**	**A: 0-2**
1/10/08	@	L	113	116
2/12/08		W	107	94
3/22/08		W	117	111
3/26/08 *	@	L	106	107
2007-08 SEASON: 2-2			**H: 2-0**	**A: 0-2**
11/5/08	@	L	95	100
11/18/08		W	109	94
2/20/09		L	106	115
3/27/09	@	W	113	95
2008-09 SEASON: 2-2			**H: 1-1**	**A: 1-1**
11/2/09 *	@	L	116	127
11/23/09		W	116	105
3/22/10	@	W	102	85
2009-10 SEASON: 2-1			**H: 1-0**	**A: 1-1**
11/6/10	@	W	100	91
12/29/10	@	L	98	100
2/26/11		W	120	92
4/8/11		W	101	96
2010-11 SEASON: 3-1			**H: 2-0**	**A: 1-1**
1/3/12		W	113	96
1/21/12		W	128	95
3/20/12	@	L	110	119
2011-12 SEASON: 2-1			**H: 2-0**	**A: 0-1**
1/7/13	@	W	113	81
1/18/13		W	85	69
2/12/13		W	108	101
4/7/13	@	W	89	87
2012-13 SEASON: 4-0			**H: 2-0**	**A: 2-0**
11/17/13	@	W	97	86
1/17/14		W	91	90
1/29/14	@	W	99	89
2013-14 SEASON: 3-0			**H: 1-0**	**A: 2-0**
11/13/14		W	111	110
11/30/14	@	W	97	85
2/25/15	@	L	90	102
3/30/15		W	97	83
2014-15 SEASON: 3-1			**H: 2-0**	**A: 1-1**
11/3/15	@	W	103	89
1/30/16		W	121	117
3/2/16		W	104	98
2015-16 SEASON: 3-0			**H: 2-0**	**A: 1-0**
12/16/16		L	92	96
12/31/16	@	W	112	98
1/20/17		W	107	91
3/27/17	@	L	90	91
2016-17 SEASON: 2-2			**H: 1-1**	**A: 1-1**
12/31/17	@	W	114	96
1/19/18		W	106	88
4/6/18		L	93	94
2017-18 SEASON: 2-1			**H: 1-1**	**A: 1-0**
10/24/18	@	L	92	97
11/16/18		W	112	104
12/21/18	@	L	99	102
1/25/19		L	96	99
2018-19 SEASON: 1-3			**H: 1-1**	**A: 0-2**
12/21/19		W	119	115
1/2/20	@	L	123	128
2/20/20	@	L	125	129
2/28/20		L	101	104
2019-20 SEASON: 1-3			**H: 1-1**	**A: 0-2**
2/14/21	@	W	124	110
5/13/21		W	116	110
5/14/21		W	107	106
2020-21 SEASON: 3-0			**H: 2-0**	**A: 1-0**
11/28/21		W	128	101
12/17/21	@	W	124	105
12/26/21	@	W	127	102
2021-22 SEASON: 3-0			**H: 1-0**	**A: 2-0**
10/27/22	@	W	125	110
11/22/22		L	109	113
1/1/23		W	118	108
1/23/23	@	L	100	133
2022-23 SEASON: 2-2			**H: 1-1**	**A: 1-1**
12/31/23		L	92	123
1/29/24		L	94	103
3/18/24 *	@	L	111	121
2023-24 SEASON: 0-3			**H: 0-2**	**A: 0-1**
12/5/24		W	115	110
1/3/25	@	L	133	138
3/17/25	@	L	122	132
2024-25 SEASON: 1-2			**H: 1-0**	**A: 0-2**

*** OT | ** 2OT | *** 3OT**

SAN ANTONIO SPURS

WESTERN CONFERENCE
SOUTHWEST DIVISION

Home Court: Frost Bank Center – 18,354
Office: One Frost Bank Center Drive, San Antonio, TX 78219
Phone: (210) 444-5500 **Website:** spurs.com

Managing Partner: Peter J. Holt
President & CEO: RC Buford
President of Basketball Operations: Gregg Popovich
General Manager: Brian Wright
Head Coach: Mitch Johnson
Associate Head Coach: Sean Sweeney
Assistant Coaches: Corliss Williamson, Mike Noyes, Scott King, Matt Nielson
Head Athletic Trainer: Will Sevening
Communications: Tom James, Kris Davis, Jordan Howenstine, Alexis Winston
TV: KENS, CW35, FanDuel Sports Network, Sean Elliott, Jacob Tobey, TJ Ford
Radio (English): WOAI (1200 AM), Dan Weiss
Radio (Spanish): KXTN (107.5 FM), Paul Castro

Key Numbers

Grizzlies' Largest Win	31	2/1/21	@ SAS
Grizzlies' Most PTS	140	1/17/25	@ SAS
Grizzlies' Fewest PTS	62	11/8/95	@ SAS
Spurs' Largest Win	49	11/8/95	@ SAS
Spurs' Most PTS	145	12/23/19	@ MEM
Spurs' Fewest PTS	74	2/6/17	@ MEM

Streaks

Grizzlies' Last Win		
Overall:	128-109	2/3/25 @ MEM
Home:	128-109	2/3/25 @ MEM
Away:	140-112	1/17/25 @ SAS
Grizzlies' Last Loss		
Overall:	130-128	3/1/25 @ MEM
Home:	130-128	3/1/25 @ MEM
Away:	108-88	1/5/19 @ SAS
Longest Winning Streaks		
Overall:	13	1/30/21 – 3/22/24
Home:	5	12/31/21 – 1/2/24
Away:	11	11/11/19 – 1/17/25
Longest Losing Streaks		
Overall:	21	12/30/96 – 11/22/02
Home:	13	12/30/96 – 4/2/03
Away:	10 (2x)	4/16/05 – 1/29/10

2024-25 SEASON SERIES STATISTICS

MEMPHIS VS. SAN ANTONIO

PLAYER	G-GS	MIN	FG-FGA	PCT	3FG-FGA	PCT	FT-FTA	PCT	OFF	DEF	TOT	AST	PF	DQ	STL	TO	BLK	PTS	AVG
Jackson Jr.	4-4	122	41-90	.456	13-33	.394	16-19	.842	4	14	18	11	16	0	4	7	7	111	27.8
Morant	2-2	61	18-31	.581	5-8	.625	5-5	1.000	1	6	7	23	4	0	5	6	0	46	23.0
Bane	2-2	66	18-30	.600	4-10	.400	3-3	1.000	3	6	9	16	5	0	5	3	1	43	21.5
Aldama	4-1	115	28-56	.500	9-25	.360	5-6	.833	7	25	32	15	7	0	2	3	1	70	17.5
Jackson II	2-0	38	12-22	.545	4-9	.444	3-3	1.000	0	5	5	2	2	0	3	4	0	31	15.5
Kennard	4-2	102	18-33	.545	7-17	.412	5-6	.833	3	16	19	15	2	0	3	5	0	48	12.0
Wells	4-4	117	17-35	.486	11-25	.440	2-2	1.000	1	6	7	6	10	0	0	1	0	47	11.8
Edey	4-3	75	19-27	.704	0-1	.000	5-6	.833	13	19	32	2	4	0	4	6	4	43	10.8
Clarke	2-0	30	8-11	.727	0-0	---	1-3	.333	3	5	8	4	1	0	2	1	1	17	8.5
Pippen Jr.	4-1	85	13-29	.448	2-12	.167	5-8	.625	2	8	10	22	11	0	4	3	1	33	8.3
Stevens	1-0	16	2-6	.333	0-2	.000	2-2	1.000	1	3	4	0	1	0	0	0	0	6	6.0
LaRavia	3-0	67	3-10	.300	2-5	.400	5-8	.625	6	13	19	8	6	0	7	1	0	13	4.3
Huff	4-0	25	6-9	.667	3-6	.500	0-1	.000	2	2	4	1	2	0	0	0	2	15	3.8
Konchar	3-1	31	1-4	.250	0-3	.000	0-0	---	0	6	6	5	0	0	1	2	1	2	0.7
Kawamura	2-0	4	0-0	---	0-0	---	0-0	---	0	1	1	1	0	0	0	0	0	0	0.0
Pullin	1-0	1	0-0	---	0-0	---	0-0	---	0	0	0	0	0	0	0	0	0	0	0.0
Spencer	1-0	5	0-1	.000	0-0	---	0-0	---	0	0	0	0	1	0	0	0	0	0	0.0
GRIZZLIES	**4-**	**960**	**204-394**	**.518**	**60-156**	**.385**	**57-72**	**.792**	**46**	**135**	**181**	**131**	**72**	**0**	**40**	**45**	**18**	**525**	**131.3**

SAN ANTONIO VS. MEMPHIS

PLAYER	G-GS	MIN	FG-FGA	PCT	3FG-FGA	PCT	FT-FTA	PCT	OFF	DEF	TOT	AST	PF	DQ	STL	TO	BLK	PTS	AVG
Castle	4-3	118	33-65	.508	7-23	.304	18-23	.783	4	12	16	20	12	0	3	10	0	91	22.8
Fox	1-1	35	7-17	.412	1-5	.200	5-5	1.000	0	3	3	7	3	0	1	3	1	20	20.0
Wembanyama	3-3	99	23-58	.397	8-23	.348	5-7	.714	4	30	34	10	6	0	5	9	16	59	19.7
Vassell	4-4	133	28-60	.467	9-28	.321	8-13	.615	1	15	16	14	9	0	4	8	1	73	18.3
Sochan	2-0	51	13-18	.722	3-3	1.000	3-4	.750	10	9	19	6	5	0	2	5	0	32	16.0
Johnson	4-0	104	16-39	.410	6-15	.400	9-12	.750	6	8	14	5	4	0	2	4	1	47	11.8
Barnes	4-4	104	11-23	.478	4-12	.333	6-8	.750	2	12	14	9	3	0	0	4	0	32	8.0
Champagnie	4-0	88	11-25	.440	7-18	.389	3-3	1.000	3	15	18	5	3	0	3	3	1	32	8.0
Bassey	3-0	35	8-12	.667	0-0	---	5-6	.833	7	9	16	1	4	0	1	1	4	21	7.0
Mamukelashvili	2-0	7	5-5	1.000	2-2	1.000	1-2	.500	1	0	1	0	1	0	0	1	0	13	6.5
Paul	4-4	113	9-21	.429	6-16	.375	1-3	.333	1	13	14	27	12	0	3	9	0	25	6.3
Biyombo	1-1	18	3-4	.750	0-0	---	0-0	---	0	3	3	1	3	0	1	1	1	6	6.0
Jones	2-0	28	2-6	.333	1-2	.500	3-4	.750	0	3	3	5	1	0	0	2	0	8	4.0
Collins	1-0	4	1-1	1.000	1-1	1.000	0-0	---	0	0	0	0	0	0	0	0	0	3	3.0
Wesley	2-0	10	1-2	.500	0-0	---	2-2	1.000	0	0	0	5	2	0	0	1	0	4	2.0
Branham	2-0	6	0-2	.000	0-2	.000	0-0	---	0	0	0	0	0	0	0	0	0	0	0.0
Duke Jr.	1-0	4	0-1	.000	0-0	---	0-0	---	0	2	2	0	0	0	0	1	0	0	0.0
Ingram	1-0	4	0-1	.000	0-1	.000	0-0	---	0	1	1	0	0	0	0	0	0	0	0.0
SPURS	**4-**	**960**	**171-360**	**.475**	**55-151**	**.364**	**69-92**	**.750**	**39**	**135**	**174**	**115**	**68**	**0**	**25**	**64**	**25**	**466**	**116.5**

SAN ANTONIO SPURS

SERIES RECORDS

Overall: 42-76
Home: 23-36
Road: 19-40

2025-26 SCHEDULE

11/18/25	@ SAS	1/6/26	@ MEM
12/2/25	@ SAS	3/25/26	@ MEM

ALL-TIME SERIES

DATE	@	W/L	GRIZZ	OPP
11/8/95	@	L	62	111
2/25/96		L	84	95
4/10/96	@	L	82	105
4/16/96		L	86	95
1995-96 SEASON: 0-4			**H: 0-2**	**A: 0-2**
11/24/96		W	96	91
12/6/96	@	W	105	89
12/30/96		L	88	95
2/12/97	@	W	106	101
1996-97 SEASON: 3-1			**H: 1-1**	**A: 2-0**
11/5/97	@	L	79	87
12/17/97	@	L	87	98
12/30/97		L	115	124
4/16/98		L	97	110
1997-98 SEASON: 0-4			**H: 0-2**	**A: 0-2**
3/20/99 *		L	88	92
4/1/99	@	L	91	103
4/29/99		L	72	99
1998-99 SEASON: 0-3			**H: 0-2**	**A: 0-1**
12/9/99	@	L	91	99
12/30/99		L	88	98
4/9/00		L	99	107
4/17/00		L	93	100
1999-00 SEASON: 0-4			**H: 0-2**	**A: 0-2**
11/11/00	@	L	78	91
12/3/00		L	79	97
1/23/01	@	L	77	110
3/5/01		L	77	91
2000-01 SEASON: 0-4			**H: 0-2**	**A: 0-2**
12/30/01		L	79	83
2/19/02 *	@	L	93	99
3/12/02	@	L	84	98
4/13/02		L	92	113
2001-02 SEASON: 0-4			**H: 0-2**	**A: 0-2**
11/4/02 *		L	101	103
11/22/02	@	L	86	95
1/22/03	@	W	98	93
4/2/03		L	87	105
2002-03 SEASON: 1-3			**H: 0-2**	**A: 1-1**
11/3/03		W	88	80
12/15/03	@	L	67	78
3/1/04	@	W	81	80
3/9/04		W	94	88
2003-04 SEASON: 3-1			**H: 2-0**	**A: 1-1**
11/22/04		W	93	90
2/26/05	@	W	84	82
4/16/05	@	L	75	97
4/18/05		W	94	92
2004-05 SEASON: 3-1			**H: 2-0**	**A: 1-1**
1/14/06	@	L	79	80
1/16/06		L	83	93
2/24/06		L	80	83
4/9/06	@	L	81	83
2005-06 SEASON: 0-4			**H: 0-2**	**A: 0-2**
12/20/06	@	L	98	105
1/7/07		L	96	110
1/26/07	@	L	96	112
4/16/07		W	101	91
2006-07 SEASON: 1-3			**H: 1-1**	**A: 0-2**
10/31/07		L	101	104
11/23/07	@	L	88	101
12/19/07		W	88	85
12/30/07	@	L	87	111
2007-08 SEASON: 1-3			**H: 1-1**	**A: 0-2**
11/24/08		L	81	94
11/28/08	@	L	98	109
12/27/08 **	@	L	103	106
1/2/09		L	80	91
2008-09 SEASON: 0-4			**H: 0-2**	**A: 0-2**
1/16/10		W	92	86
1/29/10	@	L	97	104
3/6/10		L	92	102
4/9/10	@	W	107	99
2009-10 SEASON: 2-2			**H: 1-1**	**A: 1-1**
12/18/10 *	@	L	106	112
2/27/11	@	L	88	95
3/1/11		W	109	93
3/27/11		W	111	104
2010-11 SEASON: 2-2			**H: 2-0**	**A: 0-2**
12/26/11	@	L	82	95
1/30/12		L	73	83
2/6/12		L	84	89
4/12/12	@	L	97	107
2011-12 SEASON: 0-4			**H: 0-2**	**A: 0-2**
12/1/12 *	@	L	95	99
1/11/13 *		W	101	98
1/16/13	@	L	82	103
4/1/13		W	92	90
2012-13 SEASON: 2-2			**H: 2-0**	**A: 0-2**
10/30/13	@	L	94	101
11/22/13		L	86	102
1/7/14 *		L	108	110
4/6/14	@	L	92	112
2013-14 SEASON: 0-4			**H: 0-2**	**A: 0-2**
12/5/14		L	101	107
12/17/14 ***	@	W	117	116
12/30/14		W	95	87
3/29/15	@	L	89	103
2014-15 SEASON: 2-2			**H: 1-1**	**A: 1-1**
11/21/15	@	L	82	92
12/3/15		L	83	103
3/25/16	@	L	104	110
3/28/16		L	87	101
2015-16 SEASON: 0-4			**H: 0-2**	**A: 0-2**
2/6/17		W	89	74
3/18/17		W	104	96
3/23/17	@	L	90	97
4/4/17 *	@	L	89	95
2016-17 SEASON: 2-2			**H: 2-0**	**A: 0-2**
11/29/17	@	L	95	104
12/1/17		L	79	95
1/24/18		L	85	108
3/5/18	@	L	98	100
2017-18 SEASON: 0-4			**H: 0-2**	**A: 0-2**
11/21/18	@	W	104	103
1/5/19	@	L	88	108
1/9/19		W	96	86
2/12/19		L	107	108
2018-19 SEASON: 2-2			**H: 1-1**	**A: 1-1**
11/11/19	@	W	113	109
12/23/19		L	115	145
1/10/20		W	134	121
8/2/20		L	106	108
2019-20 SEASON: 2-2			**H: 1-2**	**A: 1-0**
12/23/20		L	119	131
1/30/21	@	W	129	112
2/1/21	@	W	133	102
2020-21 SEASON: 2-1			**H: 0-1**	**A: 2-0**
12/31/21		W	118	105
1/26/22	@	W	118	110
2/28/22		W	118	105
3/30/22	@	W	112	111
2021-22 SEASON: 4-0			**H: 2-0**	**A: 2-0**
11/9/22 *	@	W	124	122
1/9/23		W	121	113
1/11/23		W	135	129
3/17/23 *	@	W	126	120
2022-23 SEASON: 4-0			**H: 2-0**	**A: 2-0**
11/18/23	@	W	120	108
1/2/24		W	106	98
3/22/24	@	W	99	97
4/9/24		L	87	102
2023-24 SEASON: 3-1			**H: 1-1**	**A: 2-0**
1/15/25	@	W	129	115
1/17/25	@	W	140	112
2/3/25		W	128	109
3/1/25		L	128	130
2024-25 SEASON: 3-1			**H: 1-1**	**A: 2-0**

*** OT | ** 2OT | *** 3OT**

TORONTO RAPTORS

EASTERN CONFERENCE
ATLANTIC DIVISION

Home Court: Scotiabank Arena – 19,800
Office: 30 British Columbia Rd, Toronto, Ontario M6K 3C3
Phone: (813) 301-6500
Website: raptors.com

Chairman of the Board, MLSE: Edward Rogers
NBA Governor & NBA Chairman of the Board: Lawrence M. Tanenbaum, OC
President & CEO, MLSE: Keith Pelley
General Manager: Bobby Webster
Head Coach: Darko Rajakovic
Assistant Coaches: Pat Delany, Jama Mahlalela, James Wade, Mike Batiste, Ivo Simovic, Vin Bhavani, Jim Sann, Mery Andrade, Drew Jones
Vice President, Player Health and Performances: Alex McKechnie
Head Athletic Trainer: Rayhan Malik
Communications: Jennifer Quinn, Phil Summers, Josh Su, Crina Mustafa
TV: TSN, Sportsnet, Matt Devlin, Jack Armstrong, Alvin Williams, Kayla Grey, Danielle Michaud
Radio: TSN Radio 1050 (AM 1050), Sportsnet 590 (AM 590), Paul Jones, Eric Smith, Jevohn Shepherd

Key Numbers

Grizzlies' Largest Win	31	2/5/25	@ TOR
Grizzlies' Most PTS	155	12/26/24	@ MEM
Grizzlies' Fewest PTS	77	3/9/97	@ TOR
Raptors' Largest Win	29	1/19/19	@ TOR
Raptors' Most PTS	126	12/26/24	@ MEM
Raptors' Fewest PTS	66	11/30/05	@ TOR

Streaks

Grizzlies' Last Win		
Overall:	138-107	2/5/25 @ TOR
Home:	155-126	12/26/24 @ MEM
Away:	138-107	2/5/25 @ TOR
Grizzlies' Last Loss		
Overall:	116-111	1/3/24 @ MEM
Home:	116-111	1/3/24 @ MEM
Away:	108-99	8/9/20 @ TOR
Longest Winning Streaks		
Overall:	8	3/9/03 – 12/30/06
Home:	4	3/23/04 – 12/30/06
Away:	5	5/8/21 – 2/5/25
Longest Losing Streaks		
Overall:	5	12/8/17 – 8/9/20
Home:	6	12/8/17 – 1/3/24
Away:	7	3/14/14 – 8/9/20

2024-25 SEASON SERIES STATISTICS

MEMPHIS VS. TORONTO

PLAYER	G-GS	MIN	FG-FGA	PCT	3FG-FGA	PCT	FT-FTA	PCT	OFF	DEF	TOT	AST	PF	DQ	STL	TO	BLK	PTS	AVG
Jackson Jr.	2-2	60	19-33	.576	5-8	.625	10-11	.909	7	9	16	10	3	0	0	4	4	53	26.5
Morant	2-2	50	14-24	.583	4-10	.400	9-10	.900	0	7	7	13	4	0	2	8	0	41	20.5
Bane	1-1	23	8-13	.615	3-6	.500	0-0	---	0	5	5	2	3	0	0	2	1	19	19.0
Edey	2-2	52	14-20	.700	1-5	.200	5-9	.556	15	16	31	4	3	0	0	1	4	34	17.0
Jackson II	1-0	21	5-8	.625	1-3	.333	6-7	.857	5	1	6	1	1	0	0	2	0	17	17.0
Pippen Jr.	2-0	34	9-18	.500	5-10	.500	4-5	.800	2	5	7	3	5	0	4	6	0	27	13.5
Clarke	2-0	39	9-12	.750	0-0	---	6-9	.667	5	9	14	0	5	0	1	0	2	24	12.0
Wells	2-2	45	9-18	.500	6-14	.429	0-0	---	0	5	5	2	3	0	2	1	0	24	12.0
Kennard	2-1	47	5-15	.333	4-13	.308	6-6	1.000	1	3	4	11	1	0	1	4	0	20	10.0
Aldama	2-0	21	4-10	.400	1-4	.250	1-3	.333	4	3	7	2	1	0	1	1	0	10	5.0
Konchar	2-0	20	3-3	1.000	3-3	1.000	0-0	---	1	6	7	2	1	0	1	0	1	9	4.5
LaRavia	2-0	26	3-10	.300	0-2	.000	2-6	.333	4	5	9	3	6	0	1	3	1	8	4.0
Williams Jr.	1-0	13	2-5	.400	0-0	---	0-1	.000	3	1	4	2	0	0	2	0	0	4	4.0
Huff	1-0	4	1-2	.500	1-1	1.000	0-0	---	1	0	1	0	0	0	0	0	0	3	3.0
Kawamura	1-0	4	0-1	.000	0-1	.000	0-0	---	0	0	0	1	0	0	0	0	0	0	0.0
Smart	1-0	18	0-6	.000	0-3	.000	0-0	---	0	1	1	2	1	0	0	1	0	0	0.0
Spencer	1-0	3	0-0	---	0-0	---	0-0	---	0	0	0	0	0	0	0	0	0	0	0.0
GRIZZLIES	**2-**	**480**	**105-198**	**.530**	**34-83**	**.410**	**49-67**	**.731**	**48**	**76**	**124**	**58**	**37**	**0**	**15**	**36**	**13**	**293**	**146.5**

TORONTO VS. MEMPHIS

PLAYER	G-GS	MIN	FG-FGA	PCT	3FG-FGA	PCT	FT-FTA	PCT	OFF	DEF	TOT	AST	PF	DQ	STL	TO	BLK	PTS	AVG
Barrett	1-1	34	10-18	.556	2-5	.400	5-7	.714	3	6	9	10	2	0	0	2	0	27	27.0
Barnes	2-2	68	14-38	.368	2-12	.167	7-7	1.000	1	7	8	17	6	0	3	4	3	37	18.5
Boucher	1-0	21	6-12	.500	2-5	.400	1-1	1.000	3	2	5	0	3	0	0	1	0	15	15.0
Shead	1-1	30	5-10	.500	2-5	.400	2-2	1.000	0	0	0	4	2	0	1	2	0	14	14.0
Walter	1-1	28	5-11	.455	1-4	.250	3-3	1.000	1	2	3	3	4	0	2	1	0	14	14.0
Dick	2-2	56	11-29	.379	2-11	.182	3-3	1.000	4	6	10	3	7	0	3	6	0	27	13.5
Agbaji	2-1	47	9-18	.500	4-10	.400	2-4	.500	2	1	3	4	3	0	2	0	0	24	12.0
Olynyk	2-2	48	9-20	.450	3-9	.333	2-2	1.000	3	9	12	7	7	0	1	2	0	23	11.5
Brown	1-0	18	3-9	.333	0-3	.000	2-2	1.000	1	2	3	1	1	0	1	0	0	8	8.0
Mitchell	2-0	44	6-11	.545	3-7	.429	1-1	1.000	0	1	1	10	4	0	3	2	0	16	8.0
Lawson	1-0	5	2-3	.667	1-1	1.000	1-2	.500	0	2	2	0	0	0	0	0	0	6	6.0
Mogbo	2-0	36	5-15	.333	2-4	.500	0-0	---	6	6	12	3	6	0	2	1	3	12	6.0
Battle	2-0	31	3-8	.375	2-7	.286	1-1	1.000	1	1	2	3	4	0	1	1	0	9	4.5
Robinson	1-0	3	0-0	---	0-0	---	1-2	.500	0	0	0	0	2	0	0	0	0	1	1.0
Chomche	1-0	5	0-1	.000	0-0	---	0-0	---	2	0	2	1	1	0	0	1	0	0	0.0
Temple	1-0	5	0-3	.000	0-2	.000	0-0	---	0	2	2	1	0	0	0	1	0	0	0.0
RAPTORS	**2-**	**480**	**88-206**	**.427**	**26-85**	**.306**	**31-37**	**.838**	**27**	**47**	**74**	**67**	**52**	**0**	**19**	**25**	**6**	**233**	**116.5**

TORONTO RAPTORS

SERIES RECORDS

Overall: 29-29
Home: 14-14
Road: 15-15

2025-26 SCHEDULE

11/2/25	@ TOR
4/3/26	@ MEM

ALL-TIME SERIES

DATE	@	W/L	GRIZZ	OPP
12/10/95		L	81	93
1/25/96 *	@	W	106	101
1995-96 SEASON: 1-1			**H: 0-1**	**A: 1-0**
1/19/97		W	100	92
3/9/97	@	L	77	81
1996-97 SEASON: 1-1			**H: 1-0**	**A: 0-1**
2/22/98 *	@	L	105	113
3/8/98		W	113	106
1997-98 SEASON: 1-1			**H: 1-0**	**A: 0-1**
2/21/99	@	L	87	102
1998-99 SEASON: 0-1			**H: 0-0**	**A: 0-1**
1/9/00	@	W	107	97
3/5/00		L	92	94
1999-00 SEASON: 1-1			**H: 0-1**	**A: 1-0**
3/11/01		L	84	101
3/25/01	@	L	92	102
2000-01 SEASON: 0-2			**H: 0-1**	**A: 0-1**
11/29/01	@	L	88	91
1/8/02		W	84	81
2001-02 SEASON: 1-1			**H: 1-0**	**A: 0-1**
12/1/02		L	87	92
3/9/03	@	W	119	106
2002-03 SEASON: 1-1			**H: 0-1**	**A: 1-0**
3/23/04		W	95	86
3/28/04	@	W	94	88
2003-04 SEASON: 2-0			**H: 1-0**	**A: 1-0**
3/4/05		W	86	75
4/6/05	@	W	104	74
2004-05 SEASON: 2-0			**H: 1-0**	**A: 1-0**
11/30/05	@	W	92	66
2/21/06		W	94	88
2005-06 SEASON: 2-0			**H: 1-0**	**A: 1-0**
12/30/06		W	110	104
3/7/07	@	L	87	94
2006-07 SEASON: 1-1			**H: 1-0**	**A: 0-1**
11/21/07		L	89	95
11/28/07	@	L	91	103
2007-08 SEASON: 0-2			**H: 0-1**	**A: 0-1**
1/9/09	@	L	82	103
2/7/09		W	78	70
2008-09 SEASON: 1-1			**H: 1-0**	**A: 0-1**
10/30/09		W	115	107
2/17/10 *	@	W	109	102
2009-10 SEASON: 2-0			**H: 1-0**	**A: 1-0**
12/27/10		W	96	85
1/24/11	@	W	100	98
2010-11 SEASON: 2-0			**H: 1-0**	**A: 1-0**
3/2/12	@	W	102	99
3/16/12 *		L	110	114
2011-12 SEASON: 1-1			**H: 0-1**	**A: 1-0**
11/28/12		W	103	82
2/20/13	@	W	88	82
2012-13 SEASON: 2-0			**H: 1-0**	**A: 1-0**
11/13/13		L	87	103
3/14/14	@	L	86	99
2013-14 SEASON: 0-2			**H: 0-1**	**A: 0-1**
11/19/14	@	L	92	96
1/21/15		W	92	86
2014-15 SEASON: 1-1			**H: 1-0**	**A: 0-1**
2/21/16	@	L	85	98
4/1/16		L	95	99
2015-16 SEASON: 0-2			**H: 0-1**	**A: 0-1**
11/30/16	@	L	105	120
1/25/17		W	101	99
2016-17 SEASON: 1-1			**H: 1-0**	**A: 0-1**
12/8/17		L	107	116
2/4/18	@	L	86	101
2017-18 SEASON: 0-2			**H: 0-1**	**A: 0-1**
11/27/18		L	114	122
1/19/19	@	L	90	119
2018-19 SEASON: 0-2			**H: 0-1**	**A: 0-1**
8/9/20	@	L	99	108
2019-20 SEASON: 0-1			**H: 0-0**	**A: 0-1**
2/8/21		L	113	128
5/8/21	@	W	109	99
2020-21 SEASON: 1-1			**H: 0-1**	**A: 1-0**
11/24/21		L	113	126
11/30/21	@	W	98	91
2021-22 SEASON: 1-1			**H: 0-1**	**A: 1-0**
12/29/22	@	W	119	106
2/5/23		L	103	106
2022-23 SEASON: 1-1			**H: 0-1**	**A: 1-0**
1/3/24		L	111	116
1/22/24	@	W	108	100
2023-24 SEASON: 1-1			**H: 0-1**	**A: 1-0**
12/26/24		W	155	126
2/5/25	@	W	138	107
2024-25 SEASON: 2-0			**H: 1-0**	**A: 1-0**

*** OT | ** 2OT | *** 3OT**

UTAH JAZZ

WESTERN CONFERENCE
NORTHWEST DIVISION

Home Court: Delta Center – 18,175
Office: 1420 S. 500 W, Salt Lake City, UT 84115
Phone: (801) 325-2500 **Website:** utahjazz.com

Owner and Chairman: Ryan Smith
President of Basketball Operations: Austin Ainge
CEO of Basketball: Danny Ainge
General Manager: Justin Zanik
Head Coach: Will Hardy
Assistant Coaches: Chad Forcier, Chris Jones, Scott Morrison, Jason Terry, Andrew Warren, Mike Williams, Steve Wojchiechowski
Head Athletic Trainer/Director of Rehabilitation: Jamal Cort
Communications: Derek Garduño, Madeline Wehle Crandall, Danny Franks, Olivia Hill
TV: SEG Media/KJAZZ, Craig Bolerjack, Thurl Bailey, Holly Rowe, Lauren Green
Radio: KZNS (1280 AM/97.5 FM), David Locke, Ron Boone

Key Numbers

Grizzlies' Largest Win	37	3/25/25	@ UTA
Grizzlies' Most PTS	140	3/25/25	@ UTA
Grizzlies' Fewest PTS	76 (3x)	3/4/02	@ NOJ
Jazz's Largest Win	32	11/26/21	@ MEM
Jazz's Most PTS	133	3/29/04	@ NOJ
Jazz's Fewest PTS	76	2/8/14	@ NOJ

Streaks

Grizzlies' Last Win		
Overall:	140-103	3/25/25 @ UTA
Home:	122-115	3/12/25 @ MEM
Away:	140-103	3/25/25 @ UTA
Grizzlies' Last Loss		
Overall:	127-121	11/10/23 @ MEM
Home:	127-121	11/10/23 @ MEM
Away:	133-109	11/1/23 @ UTA
Longest Winning Streaks		
Overall:	5	11/29/23 – 3/25/25
Home:	5	4/14/12 – 3/19/14
Away:	3 (2x)	3/26/14 – 4/10/15
Longest Losing Streaks		
Overall:	17	2/5/96 – 1/20/00
Home:	11	2/5/96 – 4/1/01
Away:	9 (2x)	3/24/07 – 1/6/12

2024-25 SEASON SERIES STATISTICS

MEMPHIS VS. UTAH

PLAYER	G-GS	MIN	FG-FGA	PCT	3FG-FGA	PCT	FT-FTA	PCT	OFF	DEF	TOT	AST	PF	DQ	STL	TO	BLK	PTS	AVG
Jackson Jr.	2-2	53	18-26	.692	4-7	.571	7-11	.636	3	3	6	3	4	0	2	2	4	47	23.5
Morant	3-3	85	19-38	.500	6-15	.400	17-22	.773	1	6	7	24	8	0	3	9	0	61	20.3
Bane	4-4	118	29-61	.475	11-21	.524	10-11	.909	3	19	22	25	9	0	4	4	3	79	19.8
Aldama	2-2	55	13-23	.565	7-16	.438	3-4	.750	3	7	10	5	3	0	0	3	0	36	18.0
Kennard	3-0	75	15-30	.500	10-21	.476	2-2	1.000	1	7	8	10	4	0	3	7	2	42	14.0
Edey	4-3	84	16-27	.593	4-5	.800	11-17	.647	12	11	23	2	16	1	4	3	5	47	11.8
Jackson II	2-1	40	8-18	.444	4-12	.333	3-4	.750	2	8	10	3	4	0	2	0	0	23	11.5
Smart	1-1	26	3-11	.273	1-6	.167	4-4	1.000	3	2	5	1	4	0	1	2	0	11	11.0
Pippen Jr.	4-1	91	15-27	.556	4-11	.364	5-10	.500	6	7	13	27	13	0	9	5	2	39	9.8
Wells	4-3	106	11-31	.355	7-21	.333	6-8	.750	4	10	14	8	10	0	3	2	0	35	8.8
Williams Jr.	2-0	39	6-12	.500	3-9	.333	2-2	1.000	0	7	7	4	4	0	2	3	0	17	8.5
Huff	4-0	52	12-25	.480	5-15	.333	4-4	1.000	3	12	15	3	4	0	0	1	4	33	8.3
Clarke	3-0	50	8-19	.421	0-2	.000	0-0	---	4	8	12	4	6	0	4	3	1	16	5.3
Konchar	3-0	50	5-9	.556	4-6	.667	2-2	1.000	2	14	16	4	3	0	1	0	1	16	5.3
LaRavia	1-0	16	2-4	.500	1-2	.500	0-0	---	0	1	1	0	2	0	0	0	1	5	5.0
Spencer	1-0	7	1-3	.333	0-1	.000	2-2	1.000	0	2	2	1	0	0	0	0	0	4	4.0
Stevens	1-0	12	0-3	.000	0-2	.000	2-2	1.000	1	5	6	0	2	0	1	1	1	2	2.0
GRIZZLIES	**4-**	**960**	**181-367**	**.493**	**71-172**	**.413**	**80-105**	**.762**	**48**	**129**	**177**	**124**	**96**	**1**	**39**	**48**	**24**	**513**	**128.3**

UTAH VS. MEMPHIS

PLAYER	G-GS	MIN	FG-FGA	PCT	3FG-FGA	PCT	FT-FTA	PCT	OFF	DEF	TOT	AST	PF	DQ	STL	TO	BLK	PTS	AVG
Markkanen	3-3	95	19-43	.442	8-24	.333	14-16	.875	3	18	21	4	3	0	0	4	1	60	20.0
Sexton	4-4	103	23-52	.442	3-17	.176	24-29	.828	7	9	16	19	7	0	3	12	1	73	18.3
Collins	2-1	47	13-24	.542	1-6	.167	6-8	.750	3	9	12	0	7	0	1	3	1	33	16.5
Clarkson	2-0	49	10-26	.385	4-10	.400	5-7	.714	3	6	9	9	1	0	2	7	1	29	14.5
Collier	3-3	89	15-32	.469	5-12	.417	5-9	.556	0	12	12	18	11	0	4	17	1	40	13.3
Juzang	1-0	18	5-10	.500	3-6	.500	0-0	---	0	1	1	5	1	0	0	0	0	13	13.0
Hendricks	1-1	29	4-7	.571	3-5	.600	1-2	.500	2	3	5	0	3	0	2	0	1	12	12.0
Filipowski	3-1	60	11-17	.647	4-6	.667	7-9	.778	3	11	14	5	5	0	2	3	0	33	11.0
Harkless	1-0	22	4-9	.444	3-7	.429	0-0	---	2	2	4	2	3	0	3	1	1	11	11.0
Kessler	4-4	116	18-23	.783	1-1	1.000	6-8	.750	20	27	47	8	9	0	6	8	15	43	10.8
George	3-1	87	7-41	.171	2-20	.100	10-15	.667	0	6	6	15	6	0	0	3	0	26	8.7
Mykhailiuk	2-1	34	6-13	.462	4-9	.444	0-0	---	1	3	4	2	1	0	0	2	0	16	8.0
Sensabaugh	4-0	59	9-20	.450	7-14	.500	1-2	.500	2	5	7	6	7	0	3	3	2	26	6.5
Tshiebwe	1-0	18	2-4	.500	0-0	---	2-3	.667	0	3	3	0	1	0	0	0	0	6	6.0
Williams	3-1	75	5-14	.357	3-8	.375	2-2	1.000	2	9	11	1	8	0	1	2	1	15	5.0
Eubanks	1-0	8	2-2	1.000	0-0	---	0-0	---	1	0	1	0	1	0	0	1	0	4	4.0
K. Martin	2-0	36	2-8	.250	0-4	.000	1-1	1.000	0	2	2	1	3	0	0	1	0	5	2.5
Mills	1-0	16	0-0	---	0-0	---	0-0	---	0	1	1	1	2	0	0	0	0	0	0.0
Springer	1-0	0	0-0	---	0-0	---	0-0	---	0	1	1	0	0	0	0	0	0	0	0.0
JAZZ	**4-**	**960**	**155-345**	**.449**	**51-149**	**.342**	**84-111**	**.757**	**49**	**128**	**177**	**96**	**79**	**0**	**27**	**71**	**25**	**445**	**111.3**

UTAH JAZZ

SERIES RECORDS

Overall: 42-67
Home: 25-29
Road: 17-38

2025-26 SCHEDULE

12/23/25	@ UTA	4/10/26	@ UTA
2/20/26	@ MEM		

ALL-TIME SERIES

DATE	@	W/L	GRIZZ	OPP
2/5/96		L	83	92
2/7/96	@	L	79	102
3/29/96	@	L	91	105
4/18/96		L	79	94
1995-96 SEASON: 0-4			**H: 0-2**	**A: 0-2**
11/15/96	@	L	96	104
1/17/97		L	68	106
3/2/97		L	86	93
4/4/97	@	L	79	106
1996-97 SEASON: 0-4			**H: 0-2**	**A: 0-2**
11/12/97	@	L	80	98
12/28/97		L	88	89
3/13/98	@	L	101	110
4/5/98		L	93	99
1997-98 SEASON: 0-4			**H: 0-2**	**A: 0-2**
3/3/99	@	L	86	109
3/26/99		L	80	85
4/12/99	@	L	80	98
1998-99 SEASON: 0-3			**H: 0-1**	**A: 0-2**
12/29/99	@	L	90	101
1/20/00		L	89	94
1/26/00	@	W	116	99
3/25/00		L	75	84
1999-00 SEASON: 1-3			**H: 0-2**	**A: 1-1**
12/7/00	@	L	87	98
2/7/01		L	82	92
2/28/01	@	L	83	101
4/1/01		L	73	92
2000-01 SEASON: 0-4			**H: 0-2**	**A: 0-2**
1/12/02 **	@	W	97	95
2/5/02		W	86	79
2/28/02	@	L	70	114
3/11/02		W	79	78
2001-02 SEASON: 3-1			**H: 2-0**	**A: 1-1**
12/6/02	@	L	71	104
12/22/02		L	74	103
2/5/03	@	L	84	105
2/24/03		W	103	92
2002-03 SEASON: 1-3			**H: 1-1**	**A: 0-2**
11/8/03	@	L	89	96
1/2/04		W	100	88
1/30/04		L	79	85
4/5/04	@	L	81	92
2003-04 SEASON: 1-3			**H: 1-1**	**A: 0-2**
1/3/05		W	92	82
1/22/05	@	W	110	94
3/11/05	@	W	94	82
2004-05 SEASON: 3-0			**H: 1-0**	**A: 2-0**
11/19/05	@	W	80	72
12/26/05 *	@	L	102	105
1/6/06		W	87	65
3/19/06		W	90	84
2005-06 SEASON: 3-1			**H: 2-0**	**A: 1-1**
12/23/06		L	97	100
1/24/07 *	@	W	132	130
2/28/07		L	88	104
3/24/07	@	L	108	118
2006-07 SEASON: 1-3			**H: 0-2**	**A: 1-1**
11/10/07	@	L	94	118
2/2/08		L	91	110
3/1/08		L	92	113
2007-08 SEASON: 0-3			**H: 0-2**	**A: 0-1**
11/22/08		L	94	103
11/26/08	@	L	100	117
1/16/09		L	91	101
2/17/09	@	L	99	117
2008-09 SEASON: 0-4			**H: 0-2**	**A: 0-2**
11/30/09	@	L	93	120
1/6/10	@	L	94	117
1/8/10		W	91	89
2009-10 SEASON: 1-2			**H: 1-0**	**A: 0-2**
12/6/10	@	L	85	94
1/1/11	@	L	92	98
1/7/11		W	110	99
3/21/11		W	103	85
2010-11 SEASON: 2-2			**H: 2-0**	**A: 0-2**
1/6/12	@	L	85	94
2/12/12		L	88	98
4/14/12		W	103	98
2011-12 SEASON: 1-2			**H: 1-1**	**A: 0-1**
11/5/12		W	103	94
12/15/12	@	W	99	86
3/16/13	@	L	84	90
4/17/13		W	86	70
2012-13 SEASON: 3-1			**H: 2-0**	**A: 1-1**
12/23/13		W	104	94
3/19/14		W	96	86
3/26/14	@	W	91	87
2013-14 SEASON: 3-0			**H: 2-0**	**A: 1-0**
12/22/14		L	91	97
2/4/15	@	W	100	90
3/3/15		L	82	93
4/10/15	@	W	89	88
2014-15 SEASON: 2-2			**H: 0-2**	**A: 2-0**
11/7/15	@	L	79	89
1/2/16 *	@	L	87	92
3/4/16		W	94	88
2015-16 SEASON: 1-2			**H: 1-0**	**A: 0-2**
11/14/16	@	W	102	96
12/18/16		L	73	82
1/8/17		W	88	79
1/28/17	@	W	102	95
2016-17 SEASON: 3-1			**H: 1-1**	**A: 2-0**
2/7/18		L	88	92
3/9/18		L	78	95
3/30/18	@	L	97	107
2017-18 SEASON: 0-3			**H: 0-2**	**A: 0-1**
10/22/18	@	W	92	84
11/2/18	@	W	110	100
11/12/18		L	88	96
3/8/19		W	114	104
2018-19 SEASON: 3-1			**H: 1-1**	**A: 2-0**
11/15/19		W	107	106
11/29/19		L	94	103
12/7/19	@	L	112	126
8/5/20	@	L	115	124
2019-20 SEASON: 1-3			**H: 1-1**	**A: 0-2**
3/26/21	@	L	114	117
3/27/21	@	L	110	126
3/31/21		L	107	111
2020-21 SEASON: 0-3			**H: 0-1**	**A: 0-2**
11/22/21	@	W	119	118
1/28/22		W	119	109
4/5/22 *	@	L	115	121
2021-22 SEASON: 2-1			**H: 1-0**	**A: 1-1**
10/29/22	@	L	123	124
10/31/22	@	L	105	121
1/8/23		W	123	118
2/15/23		W	117	111
2022-23 SEASON: 2-2			**H: 2-0**	**A: 0-2**
11/1/23	@	L	109	133
11/10/23 ^		L	121	127
11/29/23		W	105	91
2023-24 SEASON: 1-2			**H: 1-1**	**A: 0-1**
10/23/24	@	W	126	124
1/25/25		W	125	103
3/12/25		W	122	115
3/25/25	@	W	140	103
2024-25 SEASON: 4-0			**H: 2-0**	**A: 2-0**

*** OT | ** 2OT | *** 3OT | ^CUP**

WASHINGTON WIZARDS

EASTERN CONFERENCE
SOUTHEAST DIVISION

Home Court: Capital One Arena – 20,385
Office: 601 F Street NW, Washington DC, 20004
Phone: (202) 661-5000
Website: washingtonwizards.com

Chairman & CEO: Ted Leonsis
President, Monumental Basketball: Michael Winger
General Manager: Will Dawkins
Head Coach: Brian Keefe
Assistant Coaches: David Vanterpool, Adam Caporn, JJ Outlaw, TJ Sorrentine, Alexis Ajinça, James Fraschilla
Communications: Jim LaBumbard, Ketsia Colimon, Matt Quinn, Kara Swirsky, Alessandro Carusone
TV: Monumental Sports Network, Chris Miller, Drew Gooden, Meghan McPeak
Radio: THE TEAM (98.0 FM)/WFED (1500 AM), Dave Johnson, Glen Consor

Key Numbers

Grizzlies' Largest Win	28	12/8/24	@ WAS
Grizzlies' Most PTS	140	12/8/24	@ WAS
Grizzlies' Fewest PTS	77	1/27/96	@ WAS
Wizards' Largest Win	28	11/5/21	@ WAS
Wizards' Most PTS	135	3/16/19	@ WAS
Wizards' Fewest PTS	74	11/23/02	@ MEM

Streaks

Grizzlies' Last Win			
Overall:	140-112	12/8/24	@ WAS
Home:	128-104	11/8/24	@ MEM
Away:	140-112	12/8/24	@ WAS
Grizzlies' Last Loss			
Overall:	113-106	10/28/23	@ WAS
Home:	128-104	11/8/24	@ MEM
Away:	113-106	10/28/23	@ WAS
Longest Winning Streaks			
Overall:	4 (2x)	12/14/19 – 3/10/21	
Home:	9	2/27/06 – 2/11/14	
Away:	2 (2x)	2/9/20 – 3/2/21	
Longest Losing Streaks			
Overall:	3	1/18/17 – 1/5/18	
Home:	1 (5x)	1/5/18	
Away:	5	3/12/15 – 3/16/19	

2023-24 SEASON SERIES STATISTICS

MEMPHIS VS. WASHINGTON

PLAYER	G-GS	MIN	FG-FGA	PCT	3FG-FGA	PCT	FT-FTA	PCT	OFF	DEF	TOT	AST	PF	DQ	STL	TO	BLK	PTS	AVG
Jackson Jr.	2-2	45	22-43	.512	8-20	.400	8-11	.727	3	7	10	2	7	0	1	4	5	60	30.0
Aldama	2-1	52	12-24	.500	3-10	.300	4-5	.800	2	10	12	9	2	0	2	2	3	31	15.5
Huff	2-0	38	9-20	.450	4-15	.267	7-7	1.000	2	5	7	1	3	0	1	1	4	29	14.5
Edey	1-0	22	5-8	.625	1-2	.500	3-3	1.000	2	6	8	2	3	0	1	3	2	14	14.0
Spencer	1-0	25	4-8	.500	2-4	.500	4-4	1.000	1	3	4	5	3	0	1	1	0	14	14.0
Smart	1-1	21	5-8	.625	3-6	.500	0-0	---	0	3	3	1	2	0	1	3	0	13	13.0
Pippen Jr.	2-2	50	10-19	.526	0-3	.000	5-7	.714	1	12	13	23	3	0	3	6	0	25	12.5
Kennard	1-0	19	4-7	.571	3-5	.600	0-0	---	1	2	3	3	1	0	0	3	0	11	11.0
Clarke	2-2	41	9-15	.600	0-1	.000	0-0	---	0	11	11	2	2	0	4	1	0	18	9.0
LaRavia	2-0	51	6-14	.429	3-7	.429	3-4	.750	4	4	8	8	5	0	3	4	0	18	9.0
Wells	2-2	55	4-13	.308	1-4	.250	6-7	.857	1	1	2	3	5	0	1	3	1	15	7.5
Kawamura	2-0	10	2-5	.400	2-4	.500	1-2	.500	0	2	2	1	1	0	1	1	0	7	3.5
Konchar	2-0	42	3-6	.500	1-4	.250	0-0	---	6	4	10	4	1	0	3	1	3	7	3.5
Castleton	2-0	9	1-3	.333	0-1	.000	4-4	1.000	2	1	3	0	1	0	0	0	0	6	3.0
GRIZZLIES	**2-**	**480**	**96-193**	**.497**	**31-86**	**.360**	**45-54**	**.833**	**25**	**71**	**96**	**64**	**39**	**0**	**22**	**37**	**18**	**268**	**134.0**

WASHINGTON VS. MEMPHIS

PLAYER	G-GS	MIN	FG-FGA	PCT	3FG-FGA	PCT	FT-FTA	PCT	OFF	DEF	TOT	AST	PF	DQ	STL	TO	BLK	PTS	AVG
Bagley	1-0	25	9-15	.600	0-2	.000	2-2	1.000	5	2	7	2	2	0	0	1	3	20	20.0
Valanciunas	2-2	47	15-28	.536	0-2	.000	6-6	1.000	10	9	19	2	2	0	2	3	4	36	18.0
George	1-0	34	6-12	.500	3-8	.375	2-2	1.000	0	6	6	3	3	0	1	1	2	17	17.0
Champagnie	1-1	34	6-12	.500	2-4	.500	0-0	---	2	6	8	0	4	0	5	2	0	14	14.0
Kispert	1-0	29	3-7	.429	1-3	.333	7-9	.778	0	2	2	1	3	0	1	1	0	14	14.0
Coulibaly	2-2	60	10-22	.455	1-7	.143	6-7	.857	2	6	8	7	9	0	3	7	3	27	13.5
Butler	2-0	40	8-23	.348	1-8	.125	2-3	.667	3	5	8	13	6	0	2	3	0	19	9.5
Poole	2-2	51	5-16	.313	3-8	.375	6-6	1.000	1	2	3	3	5	0	0	6	0	19	9.5
Carrington	2-2	66	7-23	.304	2-12	.167	1-2	.500	1	14	15	10	6	0	5	7	0	17	8.5
Sarr	1-1	25	3-11	.273	0-5	.000	2-2	1.000	2	3	5	5	4	0	1	4	1	8	8.0
Davis	2-0	34	4-12	.333	1-4	.250	3-4	.750	3	2	5	0	3	0	2	2	0	12	6.0
Holmes	1-0	5	3-5	.600	0-1	.000	0-0	---	1	1	2	0	1	0	0	0	0	6	6.0
Gill	2-0	27	2-6	.333	1-2	.500	2-2	1.000	1	4	5	1	4	0	2	2	0	7	3.5
Baldwin Jr.	1-0	5	0-1	.000	0-1	.000	0-0	---	0	0	0	0	0	0	0	0	0	0	0.0
WIZARDS	**2-**	**480**	**81-193**	**.420**	**15-67**	**.224**	**39-45**	**.867**	**31**	**62**	**93**	**47**	**52**	**0**	**24**	**39**	**13**	**216**	**108.0**

WASHINGTON WIZARDS

SERIES RECORDS

Overall: 33-24
Home: 24-5
Road: 9-19

2025-26 SCHEDULE

12/20/25	@ MEM
12/28/25	@ WAS

ALL-TIME SERIES

DATE	@	W/L	GRIZZ	OPP
1/27/96	@	L	77	102
3/4/96		L	81	86
1995-96 SEASON:		**0-2**	**H: 0-1**	**A: 0-1**
12/22/96		W	91	87
3/12/97	@	L	82	104
1996-97 SEASON:		**1-1**	**H: 1-0**	**A: 0-1**
1/16/98	@	L	110	112
2/14/98 *		W	110	108
1997-98 SEASON:		**1-1**	**H: 1-0**	**A: 0-1**
NO GAMES				
1998-99 SEASON:		**0-0**	**H: 0-0**	**A: 0-0**
11/23/99	@	L	87	89
2/16/00		W	92	87
1999-00 SEASON:		**1-1**	**H: 1-0**	**A: 0-1**
12/20/00		W	118	104
2/20/01	@	W	116	104
2000-01 SEASON:		**2-0**	**H: 1-0**	**A: 1-0**
12/11/01		L	81	91
4/6/02	@	L	85	88
2001-02 SEASON:		**0-2**	**H: 0-1**	**A: 0-1**
11/23/02		W	85	74
12/18/02	@	L	100	118
2002-03 SEASON:		**1-1**	**H: 1-0**	**A: 0-1**
12/5/03		W	92	77
2/4/04	@	W	103	101
2003-04 SEASON:		**2-0**	**H: 1-0**	**A: 1-0**
11/3/04		L	91	103
2/23/05	@	L	83	93
2004-05 SEASON:		**0-2**	**H: 0-1**	**A: 0-1**
1/22/06	@	W	93	82
2/27/06		W	108	98
2005-06 SEASON:		**2-0**	**H: 1-0**	**A: 1-0**
11/24/06		W	95	80
12/26/06	@	L	101	116
2006-07 SEASON:		**1-1**	**H: 1-0**	**A: 0-1**
11/24/07		W	124	118
1/25/08	@	L	93	104
2007-08 SEASON:		**1-1**	**H: 1-0**	**A: 0-1**
2/2/09	@	W	113	97
4/1/09		W	112	107
2008-09 SEASON:		**2-0**	**H: 1-0**	**A: 1-0**
12/28/09 *		W	116	111
2/24/09	@	W	99	94
2009-10 SEASON:		**2-0**	**H: 1-0**	**A: 1-0**

DATE	@	W/L	GRIZZ	OPP
11/19/10	@	L	86	89
1/29/11		W	107	93
2010-11 SEASON:		**1-1**	**H: 1-0**	**A: 0-1**
3/18/12		W	97	92
2011-12 SEASON:		**1-0**	**H: 1-0**	**A: 0-0**
2/1/13		W	85	76
3/25/13	@	L	94	107
2012-13 SEASON:		**1-1**	**H: 1-0**	**A: 0-1**
2/11/14		W	92	89
3/3/14	@	W	110	104
2013-14 SEASON:		**2-0**	**H: 1-0**	**A: 1-0**
3/12/15	@	L	87	107
4/4/15		L	83	92
2014-15 SEASON:		**0-2**	**H: 0-1**	**A: 0-1**
12/14/15		W	112	95
12/23/15	@	L	91	100
2015-16 SEASON:		**1-1**	**H: 1-0**	**A: 0-1**
10/30/16 *		W	112	103
1/18/17	@	L	101	104
2016-17 SEASON:		**1-1**	**H: 1-0**	**A: 0-1**
12/13/17	@	L	87	93
1/5/18		L	100	102
2017-18 SEASON:		**0-2**	**H: 0-1**	**A: 0-1**
10/30/18		W	107	95
3/16/19	@	L	128	135
2018-19 SEASON:		**1-1**	**H: 1-0**	**A: 0-1**
12/14/19		W	128	111
2/9/20	@	W	106	99
2019-20 SEASON:		**2-0**	**H: 1-0**	**A: 1-0**
3/2/21	@	W	125	111
3/10/21		W	127	112
2020-21 SEASON:		**2-0**	**H: 1-0**	**A: 1-0**
11/5/21	@	L	87	115
1/29/22		W	115	95
2021-22 SEASON:		**1-1**	**H: 1-0**	**A: 0-1**
11/6/22		W	103	97
11/13/22	@	L	92	102
2022-23 SEASON:		**1-1**	**H: 1-0**	**A: 0-1**
10/28/23	@	L	106	113
3/12/24		W	109	97
2023-24 SEASON:		**1-1**	**H: 1-0**	**A: 0-1**
11/8/24		W	128	104
12/8/24	@	W	140	112
2024-25 SEASON:		**2-0**	**H: 1-0**	**A: 1-0**

*** OT | ** 2OT | *** 3OT**

SCORING LEADERS

SINGLE-GAME SCORING LEADERS

Opponent	GRIZZLIES Player		Date	OPPONENTS Player		Date
Atlanta	J. Posey	38	3/29/04	D. Murray	41	3/8/24
Boston	B. Reeves	41	1/15/98	I. Thomas	42	12/20/16
Brooklyn	A. Peeler	40	2/4/97	(2) K. Irving*	43	3/23/22
Charlotte	P. Gasol	33	3/26/06	K. Walker	46	3/22/18
Chicago	J. Morant	46	2/26/22	(2) Z. LaVine*	37	10/25/19
Cleveland	J. Morant	44	3/14/25	L. James	51	1/15/08
Dallas	J. Jackson Jr.	41	12/11/23	D. Nowitzki	38	2/7/07
Denver	G. Jackson II	44	4/14/24	N. Jokic	47	4/19/21
Detroit	D. Bane	49	12/6/23	C. Cunningham	36	4/1/24
Golden State	M. Miller	45	2/21/07	S. Curry	52	4/1/25
Houston	J. Morant	49	10/21/22	(2) J. Harden*	57	3/20/19
Indiana	M. Conley	36	3/29/17	J. O'Neal	38	3/21/03
LA Clippers	M. Dickerson	40	2/10/00	E. Brand	44	2/10/06
LA Lakers	J. Morant	41	12/29/21	K. Bryant	60	3/22/07
Miami	R. Gay	41	12/13/09	D. Wade	41	12/16/06
Milwaukee	J. Jackson Jr.	43	12/13/19	(2) G. Antetokounmpo*	37	10/31/24
Minnesota	(2) J. Morant*	37	5/5/21	A. Edwards	44	4/10/25
New Orleans	J. Jackson Jr.	40	4/5/23	J. Mashburn	50	2/21/03
New York	(2) J. Morant*	37	3/11/22	J. Randle	36	3/11/22
Oklahoma City	P. Gasol	44	3/28/06	R. Westbrook	45	4/5/17
Orlando	J. Morant	33	2/5/22	A. Hardaway	37	11/22/95
Philadelphia	J. Morant	37	1/31/22	A. Iverson	38	2/9/05
Phoenix	B. Reeves	39	4/19/97	D. Booker	48	3/30/19
Portland	J. Morant	44	2/16/22	Z. Randolph	43	3/29/07
Sacramento	D. Bane	44	3/17/25	K. Martin	48	11/2/09
San Antonio	J. Morant	52	2/28/22	T. Duncan	42	12/9/99
Toronto	M. Gasol	42	1/25/17	C. Bosh	37	10/30/09
Utah	(2) D. Bane*	37	11/10/23	C. Boozer	39	1/24/07
Washington	(2) J. Jackson Jr.*	39	11/8/24	J. Wall	47	3/25/13

**Most recent occurrence*

NBA
NIKE
31

2025-26 NBA KEY DATES

2025

Aug 30-Oct 5	NBA G League Local Player Tryouts
October 2 & 4	NBA Abu Dhabi Games
October 3 & 5	Melbourne Series
October 6	2025 NBA Canada Series
October 10 & 12	NBA China Games
October 20	Rosters set for NBA Opening Day
October 20	Rosters set for NBA Opening Day (5 p.m. ET)
October 21	NBA Regular Season Opening Night
October 21	Start of the 2025-26 NBA Regular Season
October 25	2025-26 NBA G League Draft (1 p.m. ET)
October 31	Emirates NBA Cup 2025 Group Play begins
Oct 27-Nov 6	NBA G League training camps
November 1	NBA Mexico City Game 2025
November 6	Rosters set for NBA G League Opening Day (5 p.m. ET)
November 7	NBA G League Tip-Off Tournament begins
December 16	Emirates NBA Cup 2025 Championship
December 19	NBA G League 36-game Regular Season begins
Dec 19-22	2025 NBA G League Winter Showcase (Orlando, FL)
December 25	Christmas Day Games

2026

January 5	NBA 10-day contracts may now be signed
January 15	NBA Berlin Games 2026 – Magic vs. Grizzlies (Uber Arena)
January 18	NBA London Games 2026 – Magic vs. Grizzlies (The O2)
January 19	Martin Luther King Jr. Day Games
February 5	NBA Trade Deadline
February 13-15	2026 NBA All-Star (Los Angeles)
March 1	Playoff eligibility waiver deadline
March 28	NBA G League regular season ends
March 31	NBA G League Playoffs begin
April 12	Regular season ends
April 13	Rosters set for 2026 NBA Playoffs

2024-25 NBA FINAL REGULAR SEASON STANDINGS

NBA EASTERN CONFERENCE

ATLANTIC DIVISION

	W	L	PCT	GB	HOME	ROAD	NEUTRAL	LAST-10	STREAK
Boston	61	21	.744	-	28-13	33-8	0-0	8-2	Won 2
New York	51	31	.622	10	27-14	24-17	0-0	6-4	Won 1
Toronto	30	52	.366	31	18-23	12-29	0-0	5-5	Lost 2
Brooklyn	26	56	.317	35	12-29	14-27	0-0	3-7	Lost 3
Philadelphia	24	58	.293	37	12-29	12-29	0-0	1-9	Lost 2

CENTRAL DIVISION

	W	L	PCT	GB	HOME	ROAD	NEUTRAL	LAST-10	STREAK
Cleveland	64	18	.780	-	34-7	30-11	0-0	6-4	Lost 1
Indiana	50	32	.610	14	29-11	20-20	1-1	8-2	Won 1
Milwaukee	48	34	.585	16	27-14	20-20	1-0	8-2	Won 8
Detroit	44	38	.537	20	22-19	22-19	0-0	4-6	Lost 2
Chicago	39	43	.476	25	18-23	21-20	0-0	7-3	Won 3

SOUTHEAST DIVISION

	W	L	PCT	GB	HOME	ROAD	NEUTRAL	LAST-10	STREAK
Orlando	41	41	.500	-	22-19	19-22	0-0	7-3	Lost 1
Atlanta	40	42	.488	1	21-19	19-22	0-1	5-5	Won 3
Miami	37	45	.451	4	19-22	17-23	1-0	6-4	Lost 1
Charlotte	19	63	.232	22	12-29	7-34	0-0	1-9	Lost 7
Washington	18	64	.220	23	8-32	10-31	0-1	2-8	Won 1

NBA WESTERN CONFERENCE

SOUTHWEST DIVISION

	W	L	PCT	GB	HOME	ROAD	NEUTRAL	LAST-10	STREAK
Houston	52	30	.634	-	29-12	23-17	0-1	6-4	Lost 3
Memphis	**48**	**34**	**.585**	**4**	**26-15**	**22-19**	**0-0**	**4-6**	**Won 1**
Dallas	39	43	.476	13	22-18	17-25	0-0	4-6	Lost 1
San Antonio	34	48	.415	18	20-20	13-27	1-1	3-7	Won 1
New Orleans	21	61	.256	31	14-27	7-34	0-0	2-8	Lost 7

NORTHWEST DIVISION

	W	L	PCT	GB	HOME	ROAD	NEUTRAL	LAST-10	STREAK
Oklahoma City	68	14	.829	-	35-6	32-8	1-0	8-2	Won 4
Denver	50	32	.610	18	26-15	24-17	0-0	5-5	Won 3
Minnesota	49	33	.598	19	25-16	24-17	0-0	8-2	Won 3
Portland	36	46	.439	32	22-19	14-27	0-0	4-6	Won 1
Utah	17	65	.207	51	10-31	7-34	0-0	1-9	Lost 2

PACIFIC DIVISION

	W	L	PCT	GB	HOME	ROAD	NEUTRAL	LAST-10	STREAK
L.A. Clippers	50	32	.610	-	30-11	20-21	0-0	9-1	Won 8
L.A. Lakers	50	32	.610	-	31-10	19-22	0-0	6-4	Lost 1
Golden State	48	34	.585	2	24-17	24-17	0-0	7-3	Lost 1
Sacramento	40	42	.488	10	20-21	20-21	0-0	5-5	Won 1
Phoenix	36	46	.439	14	24-17	12-29	0-0	1-9	Lost 1

EMIRATES NBA CUP

Championship Game

Date	Champion	Runner-Up	Score	Tournament MVP
December 9, 2023	Los Angeles Lakers	Indiana Pacers	123-109	LeBron James
December 17, 2024	Oklahoma City Thunder	Milwaukee Bucks	97-81	Giannis Antetokounmpo

Results by Team

Team	Win	Loss	Win %	Appearances	Cup(s) Won	Cup(s) Lost
LA Lakers	1	0	1.000	1	2023	-
Milwaukee	1	0	1.000	1	2024	-
Indiana	0	1	.000	1	-	2023
Oklahoma City	0	1	.000	1	-	2024

2025 NBA PLAYOFFS

Eastern Conference First Round

Cleveland over Miami (4-0)

Boston over Orlando (4-1)

New York over Detroit (4-2)

Indiana over Milwaukee (4-1)

Conference Semifinals

Indiana over Cleveland (4-1)

New York over Boston (4-2)

Conference Finals

Indiana over New York (4-2)

Western Conference First Round

Oklahoma City over Memphis (4-0)

Golden State over Houston (4-3)

Minnesota over LA Lakers (4-1)

Denver over LA Clippers (4-3)

Conference Semifinals

Oklahoma City over Denver (4-3)

Minnesota over Golden State (4-1

Conference Finals

Oklahoma City over Minnesota (4-1)

2025 NBA Finals Oklahoma City over Indiana (4-3)

Game 1: Indiana 111 at Oklahoma City 110

Game 2: Indiana 107 at Oklahoma City 123

Game 3: Oklahoma City 107 at Indiana 116

Game 4: Oklahoma City 111 at Indiana 104

Game 5: Indiana 109 at Oklahoma City 120

Game 6: Oklahoma City 91 at Indiana 108

Game 7: Indiana 91 at Oklahoma City 103

2024-25 NBA FINAL STATISTICAL LEADERS

SCORING	G	FG	FT	PTS	AVG
Gilgeous-Alexander, OK	76	860	601	2484	32.7
Antetokounmpo, Mil.	67	793	436	2036	30.4
Jokic, Den.	70	786	361	2071	29.6
A. Edwards, Min.	79	721	415	2177	27.6
Tatum, Bos.	72	662	358	1932	26.8
Durant, Pho.	62	592	303	1647	26.6
Cunningham, Det.	70	684	313	1830	26.1
Brunson, N.Y.	65	585	368	1690	26.0
Booker, Pho.	75	654	432	1923	25.6
Lillard, Mil.	58	444	362	1447	24.9
Curry, G.S.	70	564	279	1718	24.5
Towns, N.Y.	72	639	339	1759	24.4
L. James, LA-L	70	651	259	1710	24.4
Young, Atl.	76	566	491	1841	24.2
F. Wagner, Orl.	60	537	271	1449	24.1
Mitchell, Cle.	71	585	298	1701	24.0
Herro, Mia.	77	651	287	1840	23.9
Fox, Sac.-S.A.	62	539	263	1459	23.5
LaVine, Chi.-Sac.	74	625	235	1724	23.3
Harden, LA-C	79	531	505	1802	22.8

REBOUNDS	G	OFF	DEF	TOT	AVG
Sabonis, Sac.	70	267	705	972	13.9
Towns, N.Y.	72	212	708	920	12.8
Jokic, Den.	70	200	692	892	12.7
Zubac, LA-C	80	300	710	1010	12.6
Kessler, Utah	58	266	441	707	12.2
Antetokounmpo, Mil.	67	147	651	798	11.9
Gobert, Min.	72	265	520	785	10.9
Duren, Det.	78	277	530	807	10.3
Sengun, Hou.	76	262	524	786	10.3
Vucevic, Chi.	73	178	557	735	10.1
Allen, Cle.	82	216	582	798	9.7
Adebayo, Mia.	78	185	564	749	9.6
Hart, N.Y.	77	161	576	737	9.6
Mobley, Cle.	71	164	495	659	9.3
Okongwu, Atl.	74	220	440	660	8.9
Tatum, Bos.	72	48	575	623	8.7
Edey, Mem.	**66**	**232**	**316**	**548**	**8.3**
Missi, N.O.	73	255	346	601	8.2
Thompson, Hou.	69	192	372	564	8.2
Giddey, Chi.	70	127	439	566	8.1

ASSISTS	G	AST	AVG
Young, Atl.	76	880	11.6
Jokic, Den.	70	716	10.2
Haliburton, Ind.	73	673	9.2
Cunningham, Det.	70	638	9.1
Harden, LA-C	79	687	8.7
L. James, LA-L	70	575	8.2
Paul, S.A.	82	605	7.4
Brunson, N.Y.	65	475	7.3
Giddey, Chi.	70	503	7.2
Lillard, Mil.	58	410	7.1
Booker, Pho.	75	529	7.1
Garland, Cle.	75	506	6.7
Antetokounmpo, Mil.	67	433	6.5
Gilgeous-Alexander, OK	76	486	6.4
Fox, Sac.-S.A.	62	392	6.3
Collier, Utah	71	446	6.3
Westbrook, Den.	75	457	6.1
Sabonis, Sac.	70	423	6.0
Murray, Den.	67	403	6.0
Curry, G.S.	70	421	6.0

FG PCT.	FG	FGA	PCT
Allen, Cle.	452	640	.706
Duren, Det.	378	546	.692
Gobert, Min.	341	510	.669
Zubac, LA-C	592	942	.628
Poeltl, Tor.	363	579	.627
Antetokounmpo, Mil.	793	1319	.601
Sabonis, Sac.	527	893	.590
Braun, Den.	476	821	.580
Jokic, Den.	786	1364	.576
Okongwu, Atl.	388	684	.567

3-PT FG PCT.	3FG	3GA	PCT
Curry, Cha.	83	182	.456
LaVine, Chi.-Sac.	239	536	.446
Prince, Mil.	147	335	.439
Jerome, Cle.	111	253	.439
Krejci, Atl.	90	206	.437
Batum, LA-C	88	203	.433
Barnes, S.A.	156	360	.433
K. Ellis, Sac.	139	321	.433
Kennard, Mem.	**113**	**261**	**.433**
Nesmith, Ind.	84	195	.431

FT PCT.	FT	FTA	PCT
Curry, G.S.	279	299	.933
Lillard, Mil.	362	393	.921
Irving, Dal.	196	214	.916
White, Chi.	277	307	.902
Simons, Por.	175	194	.902
Gilgeous-Alexander, O	601	669	.898
Booker, Pho.	432	483	.894
Bane, Mem.	**177**	**198**	**.894**
C. Johnson, Bkn.	201	225	.893
Murphy II, N.O.	204	230	.887

STEALS	G	STL	AVG
Daniels, Atl.	76	229	3.01
Jokic, Den.	70	127	1.81
Wallace, OKC.	68	120	1.76
Dunn, LA-C	74	128	1.73
Gilgeous-Alexander, OKC.	76	131	1.72
Thompson, Det.	59	98	1.66
Jal. Williams, OKC.	69	111	1.61
VanVleet, Hou.	60	94	1.57
Hart, N.Y.	77	119	1.55
Oubre Jr., Phi.	60	92	1.53

BLOCKS	G	BLK	AVG
Wembanyama, S.A.	46	176	3.83
Kessler, Utah	58	138	2.38
Turner, Ind.	72	144	2.00
Lopez, Mil.	80	148	1.85
Clingan, Por.	67	110	1.64
Mobley, Cle.	71	113	1.59
Jackson Jr., Mem.	**74**	**113**	**1.53**
Sarr, Was.	67	101	1.51
Gobert, Min.	72	104	1.44
Claxton, Bkn.	70	100	1.43

MINUTES	G	MIN	AVG
Hart, N.Y.	77	2897	37.6
Booker, Pho.	75	2795	37.3
Bridges, N.Y.	82	3036	37.0
Jokic, Den.	70	2571	36.7
Anunoby, N.Y.	74	2706	36.6
Durant, Pho.	62	2265	36.5
Tatum, Bos.	72	2624	36.4
A. Edwards, Min.	79	2871	36.3
Fox, Sac.-S.A.	62	2241	36.1
Murray, Den.	67	2418	36.1

2024-25 NBA REGULAR SEASON STATISTICS: TEAM OFFENSIVE & DEFENSIVE

	DECIDED POINTS PER GAME		DECIDED FIELD GOAL PERCENTAGE		TURNOVERS PER GAME		REBOUND PERCENTAGES			BELOW 100 PTS.		OVERTIME GAMES		3 PTS. OR LESS		10 PTS. OR MORE	
TEAM	**OWN**	**OPP.**	**OWN**	**OPP.**	**OWN**	**OPP.**	**OFF.**	**DEF.**	**TOT.**	**OWN**	**OPP.**	**W**	**L**	**W**	**L**	**W**	**L**
Atlanta	118.2	119.3	.472	.481	15.5	16.0	.263	.760	.511	7	2	2	2	8	6	20	21
Boston	116.3	107.2	.462	.450	11.9	12.8	.257	.760	.508	7	20	4	2	8	3	41	7
Brooklyn	105.1	112.2	.437	.480	15.2	15.0	.245	.750	.498	25	10	0	4	8	7	7	32
Charlotte	105.1	114.2	.430	.467	15.5	13.3	.265	.745	.505	23	11	1	2	8	7	5	39
Chicago	117.8	119.4	.470	.467	14.7	12.6	.223	.766	.494	7	5	2	1	6	4	23	26
Cleveland	121.9*	112.4	.491	.454	13.2	14.5	.259	.748	.503	1	8	1	1	5	4	41	7
Dallas	114.2	115.4	.479	.469	14.0	13.2	.233	.731	.482	11	11	0	2	5	8	17	24
Denver	120.8	116.9	.506*	.466	14.3	12.9	.267	.746	.507	4	5	5	1	8	6	31	17
Detroit	115.5	113.6	.476	.461	14.9	15.1	.262	.760	.511	8	13	2	3	8	6	23	17
Golden State	113.8	110.5	.451	.465	14.1	15.7	.273	.756	.514	15	13	1	1	6	6	26	15
Houston	114.3	109.8	.455	.459	13.9	14.3	.317*	.762	.539*	12	16	3	1	8	5	26	12
Indiana	117.4	115.1	.488	.474	13.2	15.0	.213	.745	.479	5	10	5	1	6	2	25	17
L.A. Clippers	112.9	108.2	.482	.461	14.9	15.0	.244	.775*	.510	12	20	3	2	5	7	32	13
L.A. Lakers	113.4	112.2	.479	.463	14.0	13.7	.233	.745	.489	8	13	1	1	4	6	22	21
Memphis	**121.7**	**116.8**	**.479**	**.456**	**15.7**	**15.2**	**.287**	**.749**	**.518**	**1**	**7**	**1**	**0**	**9**	**6**	**31**	**15**
Miami	110.6	110.0	.465	.466	13.6	13.8	.223	.758	.491	16	17	3	5	3	11	22	18
Milwaukee	115.5	113.0	.486	.457	13.4	12.9	.193	.762	.478	6	5	3	0	5	9	25	19
Minnesota	114.3	109.3	.468	.460	14.5	14.7	.258	.751	.504	4	19	3	2	11	11	31	9
New Orleans	109.8	119.3	.452	.483	14.7	14.0	.263	.727	.495	17	5	2	1	3	8	6	38
New York	115.8	111.7	.486	.474	13.3	14.5	.260	.745	.502	8	16	6	2	7	3	31	19
Oklahoma City	120.5	107.6	.482	.436*	11.7*	17.0*	.242	.746	.494	3	19	0	1	1	4	54	5
Orlando	105.4	105.5*	.445	.468	14.2	16.2	.253	.770	.511	28	21	0	1	4	7	22	20
Philadelphia	109.6	115.8	.454	.488	13.6	16.0	.234	.718	.476	13	7	2	3	4	4	10	35
Phoenix	113.6	116.6	.478	.473	14.1	12.2	.226	.741	.484	10	8	2	4	7	5	13	26
Portland	110.9	113.9	.450	.471	16.0	15.5	.292	.725	.509	15	10	1	3	7	4	19	30
Sacramento	115.7	115.3	.478	.474	13.3	13.9	.254	.769	.511	7	9	3	4	4	9	22	19
San Antonio	113.9	116.7	.465	.474	13.9	13.7	.243	.730	.487	9	7	1	1	7	7	17	32
Toronto	110.9	115.2	.458	.466	15.3	15.1	.273	.739	.506	11	11	1	4	7	9	16	28
Utah	111.9	121.2	.454	.480	17.2	11.8	.269	.741	.505	10	5	2	3	5	8	8	37
Washington	108.0	120.4	.439	.471	15.6	13.3	.227	.719	.473	21	1	0	2	7	2	5	53
Composite; 2460 games																	
	113.8		**.467**		**14.3**		**.252**	**.748**		**324**	**324**	**60**		**184**		**671**	

* - League Leader

REBOUND PERCENTAGES

OFF. - Percentage of a given team's missed shots which that team rebounds.
DEF. - Percentage of opponents' missed shots which a given team rebounds.
TOT. - Average of offensive and defensive rebound percentages.

2024-25 STATISTICAL RANKING WITHIN LEAGUE – OFFENSIVE

	ATL	BOS	BKN	CHA	CHI	CLE	DAL	DEN	DET	GS	HOU	IND	LAC	LAL	MEM	MIA	MIL	MIN	NO	NY	OKC	ORL	PHI	PHO	POR	SAC	SA	TOR	UTA	WAS
Points/game	5	8	29	30	6	1	15	3	12	17	13t	7	20	19	2	24	11	13t	25	9	4	28	26	18	22	10	16	23	21	27
FGpct.	14	19	29	30	15	2	10	1	13	25	21	3	6	9	8	18	4	16	24	5	7	27	23	11	26	12	17	20	22	28
FTpct.	18	6	11	14	3	17	24	23	20	25	30	9	7	13	12	8	28	10	27	5	1	19	15	2	26	4	21t	29	21t	16
3-ptFGpct.	18	10	25	28	13	2	15	5	17	16	21	9	7	14	11	12	1	4	24	8	6	30	27	3	26	19	20	23	22	29
Off.Reb./gm	9	10	18	6	25	13	24	12	11	5	1	29	23	27	3	26	30	15	7	19	20	14	22	28	2	16	17	4	8	21
Def.Reb./gm	23	7	29	16	1	5	17	3	12	19	8	22	10	20	4	9	2	13	26	25	6	28	30	18	27	14	21	24	11	15
Rebounds/game	14	8	29	9	3	6	23	4	13	7	1	28	17	26	2	21	22	15	20	24	11	27	30	25	12	16	19	10	5	18
Assists/game	2	16	24	26	5	9	22	1	15	4	28	3	23	18	8	14	21	17	19	11	12	30	29	10	27	13	6	7	20	25
Steals/game	2	29	20	26	24	14	21	17	19	4	10	9	3	22	7	15	27	18	8	13	1	6	5	28	11	25	12	16	30	23
Turnovers/gm	26	2	23	25	20	3t	13	17	21	14	11	3t	22	12	28	8	7	18	19	5	1	16	9	15	29	6	10	24	30	27
Blocks/gm	12	5	26	21	18	27	7	15	9	17	13	6	20	22	3	30	19	14	10	29	2	1	23	16	8	25	4	28	24	11
Pers.Fouls/gm	22	2	28	16	6t	11	8	6t	27	23	20	15	14	5	29	1	9	12	13	4	25	26	19	10	21	17	3	30	18	24
DQ/game	10t	2t	18t	23t	10t	6t	10t	2t	27t	18t	18t	23t	15t	10t	18t	1	15t	10t	15t	26	2t	18t	23t	6t	27t	27t	2t	30	6t	6t

2024-25 STATISTICAL RANKING WITHIN LEAGUE – DEFENSIVE

	ATL	BOS	BKN	CHA	CHI	CLE	DAL	DEN	DET	GS	HOU	IND	LAC	LAL	MEM	MIA	MIL	MIN	NO	NY	OKC	ORL	PHI	PHO	POR	SAC	SA	TOR	UTA	WAS
Points/game	27	2	11	16	28	12	20	25	14	8	6	17	4	10	24	7	13	5	26	9	3	1	21	22	15	19	23	18	30	29
FGpct.	28	2	27	15	16	3	18	12t	9	11	6	23	8	10	4	12t	5	7	29	25	1	17	30	21	20	22	24	14	26	19
FTpct.	30	14	18	25	21	16	17	13	12	5	1	8	7	10	6	11	19	4	22	23	9	3	28	24	29	20	26	15	2	27
3-ptFGpct.	28	3	17	8	2	13	19	22	25	18	11	9	5	10	15	14	7	6	21	26	1	23	29	27	16	30	24	4	12	20
Off.Reb./gm	5	9	4	17	12	22	29	25	6	8	7	15	2	16	19t	10	13	14	26	11	23	1	21	19t	27	3	28	18	24	30
Def.Reb./gm	18	15	21	24t	29	8	16	1	7	19	3	22	4	5	9	24t	28	6	23	2	17	14	26	13	10	11	27	20	12	30
Rebounds/game	12	13	14	23	28	11	25	6t	6t	15	4	22	1	9	10	19	24	8	27	2	20	3	26	16	18	5	29	21	17	30
Assists/game	24	3	19	16	28	8	20	29	6	10	2	12	9	22	18	15	14	5	27	7	4	1	25	21	13	17	23	11	30	26
Steals/game	28	2	13	22	14	10	15t	21	24	8	12	4	23	17	20	7	5	18	25	3	1	9	6	19	29	11	15t	27	30	26
Turnovers/gm	3	27	12	23	28	14t	24	25	9	5	16	11	10	20t	7	19	26	13	17	14t	1	2	4	29	6	18	20t	8	30	22
Blocks/gm	15	1	27	23	18	8t	12	19t	17	24	28	10	6	4	25	13	2	11	21t	16	14	8t	19t	3	26	5	7	29	30	21t
Pers.Fouls/gm	8	27	14	22	30	11	16	9	13	18	5	15	26	6	2	29	12	7	25	10	23	1	17	20	3	19	28	24	4	21
DQ/game	4t	8	20t	20t	29t	4t	20t	20t	10t	10t	2t	20t	26t	14t	26t	16t	9	10t	26t	10t	20t	1	4t	4t	16t	2t	29t	16t	14t	16t

2024-25 NBA ATTENDANCE

	HOME ATTENDANCE			ROAD ATTENDANCE		
TEAM	**G**	**ATT**	**AVG**	**G**	**ATT**	**AVG**
Atlanta Hawks	40	657,613	16,440	41	742,608	18,112
Boston Celtics	41	785,396	19,156	41	759,359	18,521
Brooklyn Nets	41	713,304	17,398	41	739,772	18,043
Charlotte Hornets	41	703,935	17,169	41	750,877	18,314
Chicago Bulls	41	825,659	20,138	41	747,324	18,227
Cleveland Cavaliers	41	796,712	19,432	41	756,117	18,442
Dallas Mavericks	40	803,174	20,079	42	759,109	18,074
Denver Nuggets	41	811,211	19,786	41	741,843	18,094
Detroit Pistons	41	781,929	19,071	41	738,664	18,016
Golden State Warriors	41	740,624	18,064	41	761,128	18,564
Houston Rockets	41	716,853	17,484	40	720,301	18,008
Indiana Pacers	40	669,499	16,737	40	712,613	17,815
Los Angeles Clippers	41	679,220	16,566	41	746,326	18,203
Los Angeles Lakers	41	767,626	18,723	41	770,647	18,796
Memphis Grizzlies	**41**	**683,067**	**16,660**	**41**	**743,396**	**18,132**
Miami Heat	41	808,337	19,716	40	725,899	18,147
Milwaukee Bucks	41	714,901	17,437	40	734,310	18,358
Minnesota Timberwolves	41	772,249	18,835	41	744,788	18,166
New Orleans Pelicans	41	689,400	16,815	41	736,093	17,953
New York Knickerbockers	41	811,794	19,800	41	757,088	18,466
Oklahoma City Thunder	41	736,895	17,973	40	730,217	18,255
Orlando Magic	41	762,121	18,588	41	738,221	18,005
Philadelphia 76ers	41	813,621	19,844	41	732,808	17,873
Phoenix Suns	41	699,911	17,071	41	742,767	18,116
Portland Trail Blazers	41	719,369	17,546	41	730,070	17,807
Sacramento Kings	41	696,409	16,986	41	735,306	17,934
San Antonio Spurs	40	715,765	17,894	40	727,613	18,190
Toronto Raptors	41	768,573	18,746	41	739,242	18,030
Utah Jazz	41	745,175	18,175	41	725,614	17,698
Washington Wizards	40	643,363	16,084	41	743,585	18,136
TOTALS	**1225**	**22,233,705**	**18,150**	**1225**	**22,233,705**	**18,150**

2025 NBA DRAFT

First Round

No.	Team	Player	From
1	DAL	Cooper Flagg	Duke
2	SAS	Dylan Harper	Rutgers
3	PHI	VJ Edgecombe	Baylor
4	CHA	Kon Knueppel	Duke
5	UTA	Ace Bailey	Rutgers
6	WAS	Tre Johnson	Texas
7	NOP	Jeremiah Fears	Oklahoma
8	BKN	Egor Demin	BYU
9	TOR	Collin Murray-Boyles	South Carolina
10	HOU	Khaman Maluach	Duke
11	POR	Cedric Coward	Washington State
12	CHI	Noa Essengue	Ratiopharm Ulm (Germany)
13	ATL	Derik Queen	Maryland
14	SAS	Carter Bryant	Arizona
15	OKC	Thomas Sorber	Georgetown
16	MEM	Yang Hansen	Qingdao Eagles (China)
17	MIN	Joan Beringer	Cedevita Olimpija (Slovenia)
18	WAS	Walter Clayton Jr.	Florida
19	BKN	Nolan Traore	Saint-Quentin (France)
20	MIA	Kasparas Jakucionis	Illinois
21	UTA	Will Riley	Illinois
22	ATL	Drake Powell	North Carolina
23	NOP	Asa Newell	Georgia
24	OKC	Nique Clifford	Colorado State
25	ORL	Jase Richardson	Michigan State
26	BKN	Ben Saraf	Ratiopharm Ulm (Germany)
27	BKN	Danny Wolf	Michigan
28	BOS	Hugo Gonzalez	Real Madrid (Spain)
29	PHO	Liam McNeely	UConn
30	LAC	Yanic Kona Niederhauser	Penn State

Second Round

No.	Team	Player	From
31	MIN	Rasheer Fleming	Saint Joseph's
32	BOS	Noah Penda	Le Mans (France)
33	CHA	Sion James	Duke
34	CHA	Ryan Kalkbrenner	Creighton
35	PHI	Johni Broome	Auburn
36	PHO	Adou Thiero	Arkansas
37	DET	Chaz Lanier	Tennessee
38	SAS	Kam Jones	Marquette
39	TOR	Alijah Martin	Florida
40	WAS	Micah Peavy	Georgetown
41	GSW	Koby Brea	Kentucky
42	SAC	Maxime Raynaud	Stanford
43	UTA	Jamir Watkins	Florida State
44	OKC	Brooks Barnhizer	Northwestern
45	CHI	Rocco Zikarsky	Brisbane (Australia)
46	ORL	Amari Williams	Kentucky
47	MIL	Bogoljub Markovic	Mega Basket (Serbia)
48	MEM	Javon Small	West Virginia
49	CLE	Tyrese Proctor	Duke
50	NYK	Kobe Sanders	Nevada
51	LAC	Mohamed Diawara	Cholet Basket (France)
52	PHO	Alex Toohey	Sydney (Australia)
53	UTA	John Tonje	Wisconsin
54	IND	Taelon Peter	Liberty
55	LAL	Lachlan Olbrich	Illawarra (Australia)
56	MEM	Will Richard	Florida
57	ORL	Max Shulga	VCU
58	CLE	Saliou Niang	Aquila Basket Trento (Italy)
59	HOU	Jahmai Mashack	Tennessee

NBA OFFICES

NBA, NBA Entertainment, WNBA, NBA G League, NBA 2K League, Basketball Africa League

U.S. OFFICES

NEW YORK
Olympic Tower
645 Fifth Avenue
New York, NY 10022
Telephone: (212) 407-8000
Fax: (212) 832-3861

NEW JERSEY
100 Plaza Drive
Secaucus, NJ 07094
Telephone: (201) 865-1500
Fax: (201) 974-5973

INTERNATIONAL OFFICES

AFRICA

CAIRO
5A Building H, Second Floor
Unit 3
New Cairo
Cairo
Egypt

DAKAR
Levels 4 and 5, Serenity Building
King Fahd Palace Road
Almadies, Dakar
Senegal

JOHANNESBURG
6th Floor The Ridge
1 Discovery Place
Sandton, 2196
South Africa

NAIROBI
Kofisi Riverside
95 Riverside Drive
Keystone Park Block A 3rd floor
Nairobi, Kenya

LAGOS
6th Floor, Landmark Towers
5B Water Corporation Road
Oniru, Lagos State, Nigeria

ASIA/PACIFIC

BEIJING
9th Floor, East Tower, Genesis Beijing
No. 8 Xinyuan South Road, Chaoyang District
Beijing, China 100027
Telephone: +86-10-5200-8200

HONG KONG
Room 3101, Lee Gardens One
33 Hysan Avenue
Causeway Bay, Hong Kong
Telephone: +852-2843-9600
Fax: +852-2536-4808

MANILA
Unit 1701, World Plaza Building
4th Avenue, Bonifacio Global City
Taguig, 1634 Philippines
Telephone: +63-917-853-1187

MUMBAI
C-1804, ONE BKC
G Block, Bandra Kurla Complex
Bandra East, Mumbai - 400051

SHANGHAI
45/F, Tower 1 Plaza 66
No. 1266 Nanjing West Road
Jing An District
Shanghai, China 200040
Telephone: +86-21-6137-2200

SINGAPORE
#26-13, South Beach Tower
38 Beach Road
Singapore 189767
Telephone: +65-8907-2095

TOKYO
2-24-12 Shibuya
37F Shibuya Scramble Square
Shibuya-ku, Tokyo, Japan
150-6139
Telephone: +81-90-5906-1103

CANADA

TORONTO
16 York Street, Suite 2510
Toronto, Ontario Canada M5J 0E6
Telephone: (416) 682-2000

EUROPE & THE MIDDLE EAST

LONDON
Endeavour House
189 Shaftesbury Avenue
London, United Kingdom WC2H 8JR
Telephone: +44-20-7420-8900

MADRID
47 Leganitos Street 6th Floor
28013 Madrid, Spain
Telephone: +34-912-153-573

LATIN AMERICA

MEXICO CITY
Av. Prolongacion Paseo de la Reforma
No. 1236, Piso 6
Planta Baja Desarrollo Santa Fe
Cuajimalpa De Morelos, Ciudad De
Mexico 05348
Telephone: +52-55-9171-7700

SÃO PAULO
Avenida das Nacoes Unidas
No. 14.171
32nd Floor, Suite 3201
Tower C (Crystal Tower)
São Paulo, Brazil 04794-000

2024-2025 NBA AWARD WINNERS

Most Valuable Player
Shai Gilgeous-Alexander, Oklahoma City Thunder

Defensive Player of the Year
Evan Mobley, Cleveland Cavaliers

Sixth Man Award
Payton Pritchard, Boston Celtics

Most Improved Player
Dyson Daniels, Atlanta Hawks

Clutch Player of the Year
Jalen Brunson, New York Knicks

Rookie of the Year
Stephon Castle, San Antonio Spurs

Coach of the Year
Kenny Atkinson, Cleveland Cavaliers

Executive of the Year
Sam Presti, Oklahoma City Thunder

Hustle Award
Draymond Green, Golden State Warriors

Sportsmanship Award
Jrue Holiday, Boston Celtics

Twyman-Stokes Teammate of the Year
Stephen Curry, Golden State Warriors

J. Walter Kennedy Citizenship Award
CJ McCollum, New Orleans Pelicans

Kareem Abdul-Jabbar

Social Justice Champion Award
Jrue Holiday, Boston Celtics

Bill Russell Finals MVP
Shai Gilgeous-Alexander, Oklahoma City Thunder

All-Star Game MVP
Stephen Curry, Golden State Warriors

All-NBA First Team
Shai Gilgeous-Alexander, Oklahoma City Thunder
Nikola Jokic, Denver Nuggets
Giannis Antetokounmpo, Milwaukee Bucks
Jayson Tatum, Boston Celtics
Donovan Mitchell, Cleveland Cavaliers

All-NBA Second Team
Jalen Brunson, New York Knicks
Stephen Curry, Golden State Warriors
Anthony Edwards, Minnesota Timberwolves
LeBron James, Los Angeles Lakers
Evan Mobley, Cleveland Cavaliers

All-NBA Third Team
Cade Cunningham, Detroit Pistons
Tyrese Haliburton, Indiana Pacers
James Harden, Los Angeles Clippers
Karl-Anthony Towns, New York Knicks
Jalen Williams, Oklahoma City Thunder

NBA All-Defensive First Team
Evan Mobley, Cleveland Cavaliers
Dyson Daniels, Atlanta Hawks
Luguentz Dort, Oklahoma City Thunder
Draymond Green, Golden State Warriors
Amen Thompson, Houston Rockets

NBA All-Defensive Second Team
Ivica Zubac, Los Angeles Clippers
Jaren Jackson Jr., Memphis Grizzlies
Jalen Williams, Oklahoma City Thunder
Toumani Camara, Portland Trail Blazers
Rudy Gobert, Minnesota Timberwolves

All-Rookie First Team
Stephon Castle, San Antonio Spurs
Zaccharie Risacher, Atlanta Hawks
Jaylen Wells, Memphis Grizzlies
Zach Edey, Memphis Grizzlies
Alex Sarr, Washington Wizards

All-Rookie Second Team
Kel'el Ware, Miami Heat
Matas Buzelis, Chicago Bulls
Yves Missi, New Orleans Pelicans
Donovan Clingan, Portland Trail Blazers
Bub Carrington, Washington Wizards

ALL-TIME AWARD WINNERS

MOST VALUABLE PLAYER (Michael Jordan Trophy)

(Selected by vote of NBA players until 1979-80; by writers and broadcasters since 1980-81)

Year	Player, Team	Year	Player, Team
1955-56	Bob Pettit, St. Louis	1990-91	Michael Jordan, Chicago
1956-57	Bob Cousy, Boston	1991-92	Michael Jordan, Chicago
1957-58	Bill Russell, Boston	1992-93	Charles Barkley, Phoenix
1958-59	Bob Pettit, St. Louis	1993-94	Hakeem Olajuwon, Houston
1959-60	Wilt Chamberlain, Philadephia	1994-95	David Robinson, San Antonio
1960-61	Bill Russell, Boston	1995-96	Michael Jordan, Chicago
1961-62	Bill Russell, Boston	1996-97	Karl Malone, Utah
1962-63	Bill Russell, Boston	1997-98	Michael Jordan, Chicago
1963-64	Oscar Robertson, Cincinnati	1998-99	Karl Malone, Utah
1964-65	Bill Russell, Boston	1999-00	Shaquille O'Neal, L.A. Lakers
1965-66	Wilt Chamberlain, Philadelphia	2000-01	Allen Iverson, Philadelphia
1966-67	Wilt Chamberlain, Philadelphia	2001-02	Tim Duncan, San Antonio
1967-68	Wilt Chamberlain, Philadelphia	2002-03	Tim Duncan, San Antonio
1968-69	Wes Unseld, Baltimore	2003-04	Kevin Garnett, Minnesota
1969-70	Willis Reed, New York	2004-05	Steve Nash, Phoenix
1970-71	Kareem Abdul-Jabbar, Milwaukee	2005-06	Steve Nash, Phoenix
1971-72	Kareem Abdul-Jabbar, Milwaukee	2006-07	Dirk Nowitzki, Dallas
1972-73	Dave Cowens, Boston	2007-08	Kobe Bryant, L.A. Lakers
1973-74	Kareem Abdul-Jabbar, Milwaukee	2008-09	LeBron James, Cleveland
1974-75	Bob McAdoo, Buffalo	2009-10	LeBron James, Cleveland
1975-76	Kareem Abdul-Jabbar, L.A. Lakers	2010-11	Derrick Rose, Chicago
1976-77	Kareem Abdul-Jabbar, L.A. Lakers	2011-12	LeBron James, Miami
1977-78	Bill Walton, Portland	2012-13	LeBron James, Miami
1978-79	Moses Malone, Houston	2013-14	Kevin Durant, Oklahoma City
1979-80	Kareem Abdul-Jabbar, L.A. Lakers	2014-15	Stephen Curry, Golden State
1980-81	Julius Erving, Philadelphia	2015-16	Stephen Curry, Golden State
1981-82	Moses Malone, Houston	2016-17	Russell Westbrook, Oklahoma City
1982-83	Moses Malone, Philadelphia	2017-18	James Harden, Houston
1983-84	Larry Bird, Boston	2018-19	Giannis Antetokounmpo, Milwaukee
1984-85	Larry Bird, Boston	2019-20	Giannis Antetokounmpo, Milwaukee
1985-86	Larry Bird, Boston	2020-21	Nikola Jokic, Denver
1986-87	Magic Johnson, L.A. Lakers	2022-23	Joel Embiid, Philadelphia
1987-88	Michael Jordan, Chicago	2023-24	Nikola Jokic, Denver
1988-89	Magic Johnson, L.A. Lakers	2024-25	Shai Gilgeous-Alexander, Oklahoma City
1989-90	Magic Johnson, L.A. Lakers		

COACH OF THE YEAR (Red Auerbach Trophy)

(Selected by writers and broadcasters)

Year	Coach, Team	Year	Coach, Team
1962-63	Harry Gallatin, St. Louis	1995-96	Phil Jackson, Chicago
1963-64	Alex Hannum, San Francisco	1996-97	Pat Riley, Miami
1964-65	Red Auerbach, Boston	1997-98	Larry Bird, Indiana
1965-66	Dolph Schayes, Philadelphia	1998-99	Mike Dunleavy, Portland
1966-67	Johnny Kerr, Chicago	1999-00	Glenn "Doc" Rivers, Orlando
1967-68	Richie Guerin, St. Louis	2000-01	Larry Brown, Philadelphia
1968-69	Gene Shue, Baltimore	2001-02	Rick Carlisle, Detroit
1969-70	Red Holzman, New York	2002-03	Gregg Popovich, San Antonio
1970-71	Dick Motta, Chicago	**2003-04**	**Hubie Brown, Memphis**
1971-72	Bill Sharman, L.A. Lakers	2004-05	Mike D'Antoni, Phoenix
1972-73	Tom Heinsohn, Boston	2005-06	Avery Johnson, Dallas
1973-74	Ray Scott, Detroit	2006-07	Sam Mitchell, Toronto
1974-75	Phil Johnson, K.C./Omaha	2007-08	Byron Scott, New Orleans
1975-76	Bill Fitch, Cleveland	2008-09	Mike Brown, Cleveland
1976-77	Tom Nissalke, Houston	2009-10	Scott Brooks, Oklahoma City
1977-78	Hubie Brown, Atlanta	2010-11	Tom Thibodeau, Chicago
1978-79	Cotton Fitzsimmons, Kansas City	2011-12	Gregg Popovich, San Antonio
1979-80	Bill Fitch, Boston	2012-13	George Karl, Denver
1980-81	Jack McKinney, Indiana	2013-14	Gregg Popovich, San Antonio
1981-82	Gene Shue, Washington	2014-15	Mike Budenholzer, Atlanta
1982-83	Don Nelson, Milwaukee	2015-16	Steve Kerr, Golden State
1983-84	Frank Layden, Utah	2016-17	Mike D'Antoni, Houston
1984-85	Don Nelson, Milwaukee	2017-18	Dwane Casey, Toronto
1985-86	Mike Fratello, Atlanta	2018-19	Mike Budenholzer, Milwaukee
1986-87	Mike Schuler, Portland	2019-20	Nick Nurse, Toronto
1987-88	Doug Moe, Denver	2020-21	Tom Thibodeau, New York
1988-89	Cotton Fitzsimmons, Phoenix	2021-22	Monty Williams, Phoenix
1989-90	Pat Riley, L.A. Lakers	2022-23	Mike Brown, Sacramento
1990-91	Don Chaney, Houston	2023-24	Mark Daigneault, Oklahoma City
1991-92	Don Nelson, Golden State	2024-25	Kenny Atkinson, Cleveland
1992-93	Pat Riley, New York		
1993-94	Lenny Wilkens, Atlanta		
1994-95	Del Harris, L.A. Lakers		

ROOKIE OF THE YEAR (Wilt Chamberlain Trophy)

(Selected by writers and broadcasters)

Year	Player, Team	Year	Player, Team
1952-53	Don Meineke, Fort Wayne	1989-90	David Robinson, San Antonio
1953-54	Ray Felix, Baltimore	1990-91	Derrick Coleman, New Jersey
1954-55	Bob Pettit, Milwaukee	1991-92	Larry Johnson, Charlotte
1955-56	Maurice Stokes, Rochester	1992-93	Shaquille O'Neal, Orlando
1956-57	Tom Heinsohn, Boston	1993-94	Chris Webber, Golden State
1957-58	Woody Sauldsberry, Philadelphia	1994-95	Grant Hill, Detroit; Jason Kidd, Dallas
1958-59	Elgin Baylor, Minneapolis	1995-96	Damon Stoudamire, Toronto
1959-60	Wilt Chamberlain, Philadelphia	1996-97	Allen Iverson, Philadelphia
1960-61	Oscar Robertson, Cincinnati	1997-98	Tim Duncan, San Antonio
1961-62	Walt Bellamy, Chicago	1998-99	Vince Carter, Toronto
1962-63	Terry Dischinger, Chicago	1999-00	Elton Brand, Chicago; Steve Francis, Houston
1963-64	Jerry Lucas, Cincinnati	2000-01	Mike Miller, Orlando
1964-65	Willis Reed, New York	**2001-02**	**Pau Gasol, Memphis**
1965-66	Rick Barry, San Francisco	2002-03	Amar'e Stoudemire, Phoenix
1966-67	Dave Bing, Detroit	2003-04	LeBron James, Cleveland
1967-68	Earl Monroe, Baltimore	2004-05	Emeka Okafor, Charlotte
1968-69	Wes Unseld, Baltimore	2005-06	Chris Paul, New Orleans/Oklahoma City
1969-70	Kareem Abdul-Jabbar, Milwaukee	2006-07	Brandon Roy, Portland
1970-71	Dave Cowens, Boston; Geoff Petrie, Portland	2007-08	Kevin Durant, Seattle
1971-72	Sidney Wicks, Portland	2008-09	Derrick Rose, Chicago
1972-73	Bob McAdoo, Buffalo	2009-10	Tyreke Evans, Sacramento
1973-74	Ernie DiGregorio, Buffalo	2010-11	Blake Griffin, Los Angeles
1974-75	Keith Wilkes, Golden State	2011-12	Kyrie Irving, Cleveland
1975-76	Alvan Adams, Phoenix	2012-13	Damian Lillard, Portland
1976-77	Adrian Dantley, Buffalo	2013-14	Michael Carter-Williams, Philadelphia
1977-78	Walter Davis, Phoenix	2014-15	Andrew Wiggins, Minnesota
1978-79	Phil Ford, Kansas City	2015-16	Karl-Anthony Towns, Minnesota
1979-80	Larry Bird, Boston	2016-17	Malcolm Brogdon, Milwaukee
1980-81	Darrell Griffith, Utah	2017-18	Ben Simmons, Philadelphia
1981-82	Buck Williams, New Jersey	2018-19	Luka Doncic, Dalla
1982-83	Terry Cummings, San Diego	**2019-20**	**Ja Morant, Memphis**
1983-84	Ralph Sampson, Houston	2020-21	LaMelo Ball, Charlotte
1984-85	Michael Jordan, Chicago	2021-22	Scottie Barnes, Toronto
1985-86	Patrick Ewing, New York	2022-23	Paolo Banchero, Orlando
1986-87	Chuck Person, Indiana	2023-24	Victor Wembanyama, San Antonio
1987-88	Mark Jackson, New York	2024-25	Stephon Castle, San Antonio
1988-89	Mitch Richmond, Golden State		

MOST IMPROVED PLAYER (George Mikan Trophy)

(Selected by writers and broadcasters)

Year	Player, Team	Year	Player, Team
1985-86	Alvin Robertson, San Antonio	2005-06	Boris Diaw, Phoenix
1986-87	Dale Ellis, Seattle	2006-07	Monta Ellis, Golden State
1987-88	Kevin Duckworth, Portland	2007-08	Hedo Turkoglu, Orlando
1988-89	Kevin Johnson, Phoenix	2008-09	Danny Granger, Indiana
1989-90	Rony Seikaly, Miami	2009-10	Aaron Brooks, Houston
1990-91	Scott Skiles, Orlando	2010-11	Kevin Love, Minnesota
1991-92	Pervis Ellison, Washington	2011-12	Ryan Anderson, Orlando
1992-93	Mahmoud Abdul-Rauf, Denver	2012-13	Paul George, Indiana
1993-94	Don MacLean, Washington	2013-14	Goran Dragic, Phoenix
1994-95	Dana Barros, Philadelphia	2014-15	Jimmy Butler, Chicago
1995-96	Gheorghe Muresan, Washington	2015-16	C.J. McCollum, Portland
1996-97	Isaac Austin, Miami	2016-17	Giannis Antetokounmpo, Milwaukee
1997-98	Alan Henderson, Atlanta	2017-18	Victor Oladipo, Indiana
1998-99	Darrell Armstrong, Orlando	2018-19	Pascal Siakam, Toronto
1999-00	Jalen Rose, Indiana	2019-20	Brandon Ingram, New Orleans
2000-01	Tracy McGrady, Orlando	2020-21	Julius Randle, New York
2001-02	Jermaine O'Neal, Indiana	**2021-22**	**Ja Morant, Memphis**
2002-03	Gilbert Arenas, Golden State	2022-23	Lauri Markkanen, Utah
2003-04	Zach Randolph, Portland	2023-24	Tyrese Maxey, Philadelphia
2004-05	Bobby Simmons, L.A. Clippers	2024-25	Dyson Daniels, Atlanta

DEFENSIVE PLAYER OF THE YEAR (Hakeem Olajuwon Trophy)

(Selected by writers and broadcasters)

Year	Player, Team	Year	Player, Team	Year	Player, Team
1982-83	Sidney Moncrief, Milwaukee	1997-98	Dikembe Mutombo, Atlanta	**2012-13**	**Marc Gasol, Memphis**
1983-84	Sidney Moncrief, Milwaukee	1998-99	Alonzo Mourning, Miami	2013-14	Joakim Noah, Chicago
1984-85	Mark Eaton, Utah	1999-00	Alonzo Mourning, Miami	2014-15	Kawhi Leonard, San Antonio
1985-86	Alvin Robertson, San Antonio	2000-01	Dikembe Mutombo, Philadelphia	2015-16	Kawhi Leonard, San Antonio
1986-87	Michael Cooper, L.A. Lakers	2001-02	Ben Wallace, Detroit	2016-17	Draymond Green, Golden State
1987-88	Michael Jordan, Chicago	2002-03	Ben Wallace, Detroit	2017-18	Rudy Gobert, Utah
1988-89	Mark Eaton, Utah	2003-04	Ron Artest, Indiana	2018-19	Rudy Gobert, Utah
1989-90	Dennis Rodman, Detroit	2004-05	Ben Wallace, Detroit	2019-20	Giannis Antetokounkpo, Milwaukee
1990-91	Dennis Rodman, Detroit	2005-06	Ben Wallace, Detroit	2020-21	Rudy Gobert, Utah
1991-92	David Robinson, San Antonio	2006-07	Marcus Camby, Denver	2021-22	Marcus Smart, Boston
1992-93	Hakeem Olajuwon, Houston	2007-08	Kevin Garnett, Boston	**2022-23**	**Jaren Jackson Jr., Memphis**
1993-94	Hakeem Olajuwon, Houston	2008-09	Dwight Howard, Orlando	2023-24	Rudy Gobert, Minnesota
1994-95	Dikembe Mutombo, Denver	2009-10	Dwight Howard, Orlando	2024-25	Evan Mobley, Cleveland
1995-96	Gary Payton, Seattle	2010-11	Dwight Howard, Orlando		
1996-97	Dikembe Mutombo, Atlanta	2011-12	Tyson Chandler, New York		

EXECUTIVE OF THE YEAR

(Selected by NBA executives)

Year	Executive, Team	Year	Executive, Team	Year	Executive, Team
1972-73	Joe Axelson, K.C./Omaha	1990-91	Bucky Buckwalter, Portland	2008-09	Mark Warkentien, Denver
1973-74	Eddie Donovan, Buffalo	1991-92	Wayne Embry, Cleveland	2009-10	John Hammond, Milwaukee
1974-75	Dick Vertlieb, Golden State	1992-93	Jerry Colangelo, Phoenix (4)	2010-11	Gar Forman, Chicago
1975-76	Jerry Colangelo, Phoenix	1993-94	Bob Whitsitt, Seattle	2011-12	Larry Bird, Indiana
1976-77	Ray Patterson, Houston	1994-95	Jerry West, L.A. Lakers	2012-13	Masai Ujiri, Denver
1977-78	Angelo Drossos, San Antonio	1995-96	Jerry Krause, Chicago (2)	2013-14	R.C. Buford, San Antonio
1978-79	Bob Ferry, Washington	1996-97	Bob Bass, Charlotte (2)	2014-15	Bob Myers, Golden State
1979-80	Red Auerbach, Boston	1997-98	Wayne Embry, Cleveland (2)	2015-16	R.C. Buford, San Antonio (2)
1980-81	Jerry Colangelo, Phoenix (2)	1998-99	Geoff Petrie, Sacramento	2016-17	Bob Myers, Golden State (2)
1981-82	Bob Ferry, Washington (2)	1999-00	John Gabriel, Orlando	2017-18	Daryl Morey, Houston
1982-83	Zollie Volchok, Seattle	2000-01	Geoff Petrie, Sacramento (2)	2018-19	Jon Horst, Milwaukee
1983-84	Frank Layden, Utah	2001-02	Rod Thorn, New Jersey	2019-20	Lawrence Frank, L.A. Clippers
1984-85	Vince Boryla, Denver	2002-03	Joe Dumars, Detroit	2020-21	James Jones, Phoenix
1985-86	Stan Kasten, Atlanta	**2003-04**	**Jerry West, Memphis**	**2021-22**	**Zachary Z. Kleiman, Memphis**
1986-87	Stan Kasten, Atlanta (2)	2004-05	Bryan Colangelo, Phoenix	2022-23	Monte McNair, Sacramento
1987-88	Jerry Krause, Chicago	2005-06	Elgin Baylore, L.A. Clippers	2023-24	Brad Stevens, Boston
1988-89	Jerry Colangelo, Phoenix (3)	2006-07	Bryan Colangelo, Toronto	2024-25	Sam Presti, Oklahoma City
1989-90	Bob Bass, San Antonio	2007-08	Danny Ainge, Boston		

NBA SIXTH MAN AWARD (John Havlicek Trophy)

(Selected by writers and broadcasters)

Year	Player, Team
1982-83	Bobby Jones, Philadelphia
1983-84	Kevin McHale, Boston
1984-85	Kevin McHale, Boston
1985-86	Bill Walton, Boston
1986-87	Ricky Pierce, Milwaukee
1987-88	Roy Tarpley, Dallas
1988-89	Eddie Johnson, Phoenix
1989-90	Ricky Pierce, Milwaukee
1990-91	Detlef Schrempf, Indiana
1991-92	Detlef Schrempf, Indiana
1992-93	Clifford Robinson, Portland
1993-94	Dell Curry, Charlotte
1994-95	Anthony Mason, New York
1995-96	Toni Kukoc, Chicago
1996-97	John Starks, New York
1997-98	Danny Manning, Phoenix
1998-99	Darrell Armstrong, Orlando
1999-00	Rodney Rogers, Phoenix
2000-01	Aaron McKie, Philadelphia
2001-02	Corliss Williamson, Detroit
2002-03	Bobby Jackson, Sacramento
2003-04	Antawn Jamison, Dallas
2004-05	Ben Gordon, Chicago
2005-06	**Mike Miller, Memphis**
2006-07	Leandro Barbosa, Phoenix
2007-08	Manu Ginobili, San Antonio
2008-09	Jason Terry, Dallas
2009-10	Jamal Crawford, Atlanta
2010-11	Lamar Odom, L.A. Lakers
2011-12	James Harden, Oklahoma City
2012-13	J.R. Smith, New York
2013-14	Jamal Crawford, L.A. Clippers
2014-15	Lou Williams, Toronto
2015-16	Jamal Crawford, L.A. Clippers
2016-17	Eric Gordon, Houston
2017-18	Lou Williams, L.A. Clippers
2018-19	Lou Williams, L.A. Clippers
2019-20	Montrezl Harrell, L.A. Clippers
2020-21	Jordan Clarkson, Utah
2021-22	Tyler Herro, Miami
2022-23	Malcolm Brogdon, Boston
2023-24	Naz Reid, Minnesota
2024-25	Payton Pritchard, Boston

NBA SPORTSMANSHIP AWARD (Joe Dumars Trophy)

(Selected by writers and broadcasters)

Year	Player, Team
1995-96	Joe Dumars, Detroit
1996-97	Terell Brandon, Cleveland
1997-98	Avery Johnson, San Antonio
1998-99	Hersey Hawkins, Seattle
1999-2000	Eric Snow, Philadelphia
2000-01	David Robinson, San Antonio
2001-02	Steve Smith, San Antonio
2002-03	Ray Allen, Seattle
2003-04	P.J. Brown, New Orleans
2004-05	Grant Hill, Orlando
2005-06	Elton Brand, L.A. Clippers
2006-07	Luol Deng, Chicago
2007-08	Grant Hill, Phoenix
2008-09	Chauncey Billups, Denver
2009-10	Grant Hill, Phoenix
2010-11	Stephen Curry, Golden State
2011-12	Jason Kidd, Dallas
2012-13	Jason Kidd, New York
2013-14	**Mike Conley, Memphis**
2014-15	Kyle Korver, Atlanta
2015-16	**Mike Conley, Memphis**
2016-17	Kemba Walker, Charlotte
2017-18	Kemba Walker, Charlotte
2018-19	**Mike Conley, Memphis**
2019-20	Vince Carter, Atlanta
2020-21	Jrue Holiday, Milwaukee
2021-22	Patty Mills, Brooklyn
2022-23	Mike Conley, Minnesota
2023-24	Tyrese Maxey, Philadelphia
2024-25	Jrue Holiday, Boston (2)

TWYMAN-STOKES TEAMMATE OF THE YEAR

(Selected by writers and broadcasters)

Year	Player, Team
2012-13	Chauncey Billups, L.A. Clippers
2013-14	Shane Battier, Miami
2014-15	Tim Duncan, San Antonio
2015-16	**Vince Carter, Memphis**
2016-17	Dirk Nowitzki, Dallas
2017-18	Jamal Crawford, Minnesota
2018-19	**Mike Conley, Memphis**
2019-20	Jrue Holiday, New Orlean
2020-21	Damian Lillard, Portland
2021-22	Jrue Holiday, Milwaukee
2022-23	Jrue Holiday, Milwaukee
2023-24	Mike Conley, Minnesota
2024-25	Stephen Curry, Golden State

HUSTLE AWARD

Year	Player, Team
2016-17	Patrick Beverley, Houston
2017-18	Amir Johnson, Philadelphia
2018-19	Marcus Smart, Boston
2019-20	Montrezl Harrell, LA Clippers
2020-21	Thaddeus Young, Chicago
2021-22	Marcus Smart, Boston (2)
2022-23	Marcus Smart, Boston (3)
2023-24	Alex Caruso, Chicago
2024-25	Draymond Green, Golden State

CLUTCH PLAYER OF THE YEAR (Jerry West Trophy)

Year	Player, Team
2022-23	De'Aaron Fox, Sacramento
2023-24	Stephen Curry, Golden State
2024-25	Jalen Brunson, New York

NBA ALL-STAR MVP (Kobe Bryant Trophy)

Season	Player, Team	Season	Player, Team	Season	Player, Team
1969	Jerry West, LA Lakers	1988	James Worthy, LA Lakers	2007	Tony Parker, San Antonio
1970	Willis Reed, New York	1989	Joe Dumars, Detroit	2008	Paul Pierce, Boston
1971	Lew Alcindor, Milwaukee	1990	Isiah Thomas, Detroit	2010	Kobe Bryant, LA Lakers (2)
1972	Wilt Chamberlain, LA Lakers	1991	Michael Jordan, Chicago	2011	Dirk Nowitzki, Dallas
1973	Willis Reed, New York (2)	1992	Michael Jordan, Chicago (2)	2012	LeBron James, Miami
1974	John Havlicek, Boston	1993	Michael Jordan, Chicago (3)	2013	LeBron James, Miami (2)
1975	Rick Barry, Golden State	1994	Hakeem Olajuwon, Houston	2014	Kawhi Leonard, San Antonio
1976	Jo Jo White, Boston	1995	Hakeem Olajuwon, Houston (2)	2015	Andre Iguodala, Golden State
1977	Bill Walton, Portland	1996	Michael Jordan, Chicago (4)	2016	LeBron James, Cleveland (3)
1978	Wes Unseld, Washington	1997	Michael Jordan, Chicago (5)	2017	Kevin Durant, Golden State
1979	Dennis Johnson, Seattle	1998	Michael Jordan, Chicago (6)	2018	Kevin Durant, Golden State (2)
1980	Magic Johnson, LA Lakers	1999	Tim Duncan, San Antonio	2019	Kawhi Leonard, Toronto (2)
1981	Cedric Maxwell, Boston	2000	Shaquille O'Neal, LA Lakers	2020	LeBron James, LA Lakers (4)
1982	Magic Johnson, LA Lakers (2)	2001	Shaquille O'Neal, LA Lakers (2)	2021	Giannis Antetokounmpo, Milwaukee
1983	Moses Malone, Philadelphia	2002	Shaquille O'Neal, LA Lakers (3)	2022	Stephen Curry, Golden State
1984	Larry Bird, Boston	2003	Tim Duncan, San Antonio (2)	2023	Nikola Jokic, Denver
1985	Kareem Abdul-Jabbar, LA Lakers (2)	2004	Chauncey Billups, Detroit	2024	Jaylen Brown, Boston
1986	Larry Bird, Boston (2)	2005	Tim Duncan, San Antonio (3)	2025	Stephen Curry, Golden State (2)
1987	Magic Johson, LA Lakers (3)	2006	Dwyane Wade, Miami		

NBA FINALS MVP (Bill Russell Trophy)

Season	Player, Team	Season	Player, Team	Season	Player, Team
1951	Ed Macauley, Boston	1976	Dave Bing, Washington	2001	Allen Iverson, Philadelphia
1952	Paul Arizin, Philadelphia	1977	Julius Erving, Philadelphia	2002	Kobe Bryant, LA Lakers
1953	George Mikan, Minneapolis	1978	Randy Smith, Buffalo	2003	Kevin Garnett, Minnesota
1954	Bob Cousy, Boston	1979	David Thompson, Denver	2004	Shaquille O'Neal, LA Lakers (2)
1955	Bill Sharman, Boston	1980	George Gervin, San Antonio	2005	Allen Iverson, Philadelphia (2)
1956	Bob Pettit, St. Louis	1981	Nate Archibald, Boston	2006	LeBron James, Cleveland
1957	Bob Cousy, Boston (2)	1982	Larry Bird, Boston	2007	Kobe Bryant, LA Lakers (2)
1958	Bob Pettit, St. Louis (2)	1983	Julius Erving, Philadelphia (2)	2008	LeBron James, Cleveland (2)
1959	Elgin Baylor, Minneapolis; Bob Pettit, St. Louis (3)	1984	Isiah Thomas, Detroit	2009	Kobe Bryant, LA Lakers (3), Shaquille O'Neal, LA Lakers (3)
		1985	Ralph Sampson, Houston		
1960	Wilt Chamberlain, Philadelphia	1986	Isiah Thomas, Detroit (2)	2010	Dwyane Wade, Miami
1961	Oscar Robertson, Cincinnati	1987	Tom Chambers, Seattle	2011	Kobe Bryant, LA Lakers (4)
1962	Bob Pettit, St. Louis (4)	1988	Michael Jordan, Chicago	2012	Kevin Durant, Oklahoma City
1963	Bill Russell, Boston	1989	Karl Malone, Utah	2013	Chris Paul, LA Clippers
1964	Oscar Robertson, Cincinnati (2)	1990	Magic Johnson, LA Lakers	2014	Kyrie Irving, Cleveland
1965	Jerry Lucas, Cincinnati	1991	Charles Barkley, Philadelphia	2015	Russell Westbrook, Oklahoma City
1966	Adrian Smith, Cincinnati	1992	Magic Johnson, LA Lakers (2)	2016	Russell Westbrook, Oklahoma City (2)
1967	Rick Barry, Golden State	1993	John Stockton, Utah; Karl Malone, Utah (2)	2017	Anthony Davis, New Orleans
1968	Hal Greer, Philadelphia			2018	LeBron James, Cleveland (3)
1969	Oscar Robertson, Cincinnati (3)	1994	Scottie Pippen, Chicago	2019	Kevin Durant, Golden State (2)
1970	Willis Reed, New York	1995	Mitch Richmond, Sacramento	2020	Kawhi Leonard, LA Clippers
1971	Lenny Wilkens, Seattle	1996	Michael Jordan, Chicago (2)	2021	Giannis Antetokounmpo, Milwaukee
1972	Jerry West, LA Lakers	1997	Glen Rice, Charlotte	2022	Stephen Curry, Golden State
1973	Dave Cowens, Boston	1998	Michael Jordan, Chicago (3)	2023	Jayson Tatum, Boston
1974	Bob Lanier, Detroit	1999	NO ALL-STAR GAME	2024	Damian Lillard, Milwaukee
1975	Walt Frazier, New York	2000	Tim Duncan, San Antonio; Shaquille O'Neal, LA Lakers	2025	Shai Gilgeous-Alexander, Oklahoma City

CONFERENCE FINALS MVP

EASTERN CONFERENCE (Larry Bird Trophy)

Year	Player, Team
2022	Jayson Tatum, Boston
2023	Jimmy Butler, Miami
2024	Jaylen Brown, Boston
2025	Pascal Siakam, Indiana

WESTERN CONFERENCE (Magic Johnson Trophy)

Year	Player, Team
2022	Stephen Curry, Golden State
2023	Nikola Jokic, Denver
2024	Luka Doncic, Dallas
2025	Shai Gilgeous-Alexander, Oklahoma City

NBA G LEAGUE HEAD OFFICE & TEAM DIRECTORIES

AUSTIN SPURS (SAN ANTONIO SPURS)
1717 Scottsdale Drive, Suite 155, Cedar Park, TX 78641
Arena: H-E-B Center at Cedar Park
Tel: (512) 236-8333
Media Relations Contact: Loren Leali'ie'e
(lleaiiee@spurs.com)
NBA Affiliation: San Antonio

BIRMINGHAM SQUADRON (NEW ORLEANS PELICANS)
950 22nd Street N, Suite 925, Birmingham, AL 35203
Arena: Legacy Arena at the BJCC
Tel: (205) 719-0850
Media Relations Contact: Trey Hines
(trey.hines@pelicans.com)
NBA Affiliation: New Orleans

CAPITAL CITY GO-GO (WASHINGTON WIZARDS)
1100 Oak Drive SE, Washington, DC 20032
Arena: Ent. & Sports Arena in Congress Hts.
Tel: (202) 318-5278
Media Relations Contact: Matt Quinn
(mquinn@monumentalsports.com)
NBA Affiliation: Washington

CLEVELAND CHARGE (CLEVELAND CAVALIERS)
1 Center Court, Cleveland, OH, 44115
Arena: Cleveland Public Hall
Tel: (216) 420-2730
Media Relations Contact: Sean Wyatt
(SWyatt@cavs.com)
NBA Affiliation: Cleveland

COLLEGE PARK SKYHAWKS (Atlanta Hawks)
101 Marietta Street NW, Suite 1100, Atlanta, GA 30303
Arena: Gateway Center Arena at College Park
Tel: (404) 878-3800
Media Relations Contact: Jay Winters
(John.winters@hawks.com)
NBA Affiliation: Atlanta

DELAWARE BLUE COATS (Philadelphia 76ers)
401 Garasches Lane, Wilmington, DE 19801
Arena: Chase Fieldhouse
Tel: (302) 504-7587
Media Relations Contact: Alex Yoh
(alexyoh@76ers.com and BlueCoatsPR@76ers.com)
NBA Affiliation: Philadelphia

GRAND RAPIDS GOLD (DENVER NUGGETS)
130 Fulton Street W, Grand Rapids, MI 49503l
Arena: Van Andel Arena
Tel: (616) 334-5022
Media Relations Contact: Brittney DeLand
(bdeland@nbagrandrapids.com)
NBA Affiliation: Denver

GREENSBORO SWARM (CHARLOTTE HORNETS)
2411 B West Gate City Boulevard, Greensboro, NC 27403
Arena: Novant Health Fieldhouse
Tel: (918) 510-3909
Media Relations Contact: Ben Creider
(bcreider@hornets.com)
NBA Affiliation: Charlotte

IOWA WOLVES (MINNESOTA TIMBERWOLVES)
730 3rd Street, Des Moines, IA 50309
Arena: Wells Fargo Arena
Tel: (515) 564-8550
Media Relations Contact: Emily Wade
(emily.wade@iawolves.com)
NBA Affiliation: Minnesota

LONG ISLAND NETS (BROOKLYN NETS)
1255 Hempstead Turnpike, Uniondale, New York 11553
Arena: Nassau Veterans Memorial Coliseum
Tel: (516) 654-8199
Media Relations Contact: Jake Wolf
(jwolf@bseglobal.net)
NBA Affiliation: Brooklyn

MAINE CELTICS (BOSTON CELTICS)
550 Forest Avenue, Portland, ME 04012
Arena: Portland Exposition Building
Tel: (207) 835-6765
Media Relations Contact: Evans Boston
(EBoston@maineceltics.com)
NBA Affiliation: Boston

Memphis Hustle (Memphis Grizzlies)
191 Beale Street, Memphis, TN 38103
Arena: Landers Center
Tel: (901) 530-0098
Media Relations Contact: Brandon Abraham
(BAbraham@grizzlies.com)
NBA Affiliation: Memphis

MEXICO CITY CAPITANES
Av. de las Granjas 800, Santa Barbara, Azcapotzalco, 02230, Mexico City, Mexico
Arena: Arena Ciudad de México
Tel: +52 55 6414 6100
Media Relations Contact: Adriana Barrón
(abarron@capitanes.mx)
Eduardo Chavez (eduardo@capitanes.mx)
NBA Affiliation: None

MOTOR CITY CRUISE (DETROIT PISTONS)
1290 West Warren Avenue, Detroit, MI 48201
Arena: Wayne State Fieldhouse
Tel: (313) 577-4069
Media Relations Contact: Brody Hickle
(bhickle@pistons.com)
NBA Affiliation: Detroit

NOBLESVILLE BOOM (INDIANA PACERS)
14157 CJ Way, Noblesville, IN 46060
Arena: The Arena at Innovation Mile
Tel: (405) 208-4800
Media Relations Contact: Erin Wittern
(ewittern@pacers.com)
NBA Affiliation: Oklahoma City

OKLAHOMA CITY BLUE (OKLAHOMA CITY BLUE)
208 Thunder Drive, Oklahoma City, OK 73102
Arena: Paycom Center
Tel: (405) 208-4800
Media Relations Contact: Maggie Watkins
(cterlip@okcthunder.com)
NBA Affiliation: Oklahoma City

OSCEOLA MAGIC (ORLANDO MAGIC)
1875 Silver Spur Lane, Kissimmee, FL 34744
Arena: Silver Spurs Arena
Tel: (407) 447-2140
Media Relations Contact: Alex Koslow
(AKoslow@osceolamagic.com)
NBA Affiliation: Orlando

RAPTORS 905 (TORONTO RAPTORS)
5600 Rose Cherry Place, Mississauga, ON L4Z4B6
Arena: Paramount Fine Foods Centre
Tel: (416) 815-5600
Media Relations Contact: Safia Hersi
(SHersi@raptors905.com)
NBA Affiliation: Toronto

RIO GRANDE VALLEY VIPERS (HOUSTON ROCKETS)
4421 N. McColl Road, McAllen, TX 78504
Arena: Bert Ogden Arena
Tel: (956) 843-0072
Media Relations Contact: Juanita Maldonado
(juanita@rgvipers.com)
NBA Affiliation: Houston

RIP CITY REMIX (PORTLAND TRAIL BLAZERS)
1 Center Court Suite 200, Portland, OR 97277
Arena: Chiles Center
Tel: (503) 235-8771
Media Relations Contact: Kat Kay
(kat.kay@ripcity.com)
NBA Affiliation: Portland

SALT LAKE CITY STARS (UTAH JAZZ)
3200 S Decker Lake Drive, West Valley City, UT 84119
Arena: Maverik Center
Tel: (801) 325-7827
Media Relations Contact: Megan Zipfel
(megan.zipfel@utahjazz.com)
NBA Affiliation: Utah

SAN DIEGO CLIPPERS (LA CLIPPERS)
3510 Village Commercial Dr. Oceanside, CA 92056
Arena: Frontwave Arena
Tel: (800) 736-4500
Media Relations Contact: Quinlan Corrigan
(qcorrigan@clippers.com)
NBA Affiliation: LA Clippers

SANTA CRUZ WARRIORS (GOLDEN STATE WARRIORS)
903 Pacific Avenue, Suite 101, Santa Cruz, CA 95060
Arena: Kaiser Permanente Arena
Tel: (831) 535-7069
Media Relations Contact: Andrew Winfield
(awinfield@warriors.com)
NBA Affiliation: Golden State

SIOUX FALLS SKYFORCE (MIAMI HEAT)
2131 South Minnesota Avenue, Sioux Falls, SD 57105
Arena: Sanford Pentagon
Tel: (605) 332-0605
Media Relations Contact: Nick Robinson
(nick@skyforceonline.com)
NBA Affiliation: Miami

SOUTH BAY LAKERS (LOS ANGELES LAKERS)
2275 East Mariposa Avenue, El Segundo, CA 90245
Arena: UCLA Health Training Center
Tel: (310) 426-6000
Media Relations Contact: Julia Fung
(jfung@sb-lakers.com)
NBA Affiliation: Los Angeles Lakers

STOCKTON KINGS
248 W Fremont St., Stockton, CA 95203
Arena: Adventist Health Arena
Tel: (888) 564-7209
Media Relations Contact: Paige Jefferson
(pjefferson@stocktonkings.com)
NBA Affiliation: Sacramento

TEXAS LEGENDS (DALLAS MAVERICKS)
2601 Avenue of the Stars, Suite 300, Frisco, TX 75034
Arena: Comerica Center
Tel: (214) 469-0822
Media Relations Contact: Mylles Royals
(mroyals@texlegends.com)
NBA Affiliation: Dallas

WESTCHESTER KNICKS (NEW YORK KNICKS)
711 Old Saw Mill River Road, Tarrytown, NY 10591
Arena: Westchester County Center
Tel: (917) 658-2345
Media Relations Contact: Joshua Delerme
(joshua.delerme@msgsports.com)
NBA Affiliation: New York

WINDY CITY BULLS (CHICAGO BULLS)
5333 Prairie Stone Parkway, Hoffman Estates, IL 60192
Arena: NOW Arena
Tel: (847) 396-7070
Media Relations Contact: Austen Thomas
(Athomas@bulls.com)
NBA Affiliation: Chicago

WISCONSIN HERD (MILWAUKEE BUCKS)
549 High Avenue, Oshkosh, WI 54901
Arena: Oshkosh Arena
Tel: (920) 233-4374
Media Relations Contact: Jamie Winsted
(jamie.winsted@wisconsinherd.com)
NBA Affiliation: Milwaukee

2024-25 NBA G LEAGUE TIP-OFF TOURNAMENT STANDINGS

Central

TEAM	W	L	PCT	GB	HOME	ROAD	LAST 10	STREAK
Iowa	12	4	.750	---	7-2	5-2	7-3	L1
Sioux Falls	12	5	.706	0.5	6-3	6-2	7-3	L1
Grand Rapids	11	5	.688	1.0	6-1	5-4	8-2	L1
Cleveland	7	9	.438	5.0	5-3	2-6	5-5	L2
Indiana	7	9	.438	5.0	4-4	3-5	5-5	W3
Motor City	7	9	.438	5.0	3-5	4-4	2-8	L5
Windy City	5	11	.313	7.0	2-6	3-5	4-6	L1
Wisconsin	3	13	.188	9.0	1-7	2-6	2-8	W1

East

TEAM	W	L	PCT	GB	HOME	ROAD	LAST 10	STREAK
Westchester	13	4	.765	---	7-2	6-2	9-1	W9
Capital City	11	5	.688	1.5	7-1	4-4	7-3	W1
Greensboro	11	5	.688	1.5	8-0	3-5	6-4	W2
College Park	9	7	.563	3.5	6-2	3-5	5-5	W1
Delaware	9	7	.563	3.5	5-3	4-4	8-2	W3
Maine	8	8	.500	4.5	4-4	4-4	5-5	W2
Raptors 905	5	11	.313	7.5	2-5	3-6	4-6	W1
Long Island	2	14	.125	10.5	1-8	1-6	0-10	L11

South

TEAM	W	L	PCT	GB	HOME	ROAD	LAST 10	STREAK
Oklahoma City	12	4	.750	---	7-2	5-2	7-3	W1
Austin	10	6	.625	2.0	5-2	5-4	6-4	W1
Mexico City	9	7	.563	3.0	4-3	5-4	5-5	L1
Rio Grande Valley	8	8	.500	4.0	5-3	3-5	5-5	L1
Birmingham	6	10	.375	6.0	4-4	2-6	4-6	L1
Memphis	6	10	.375	6.0	3-5	3-5	4-6	L3
Texas	6	10	.375	6.0	4-4	2-6	6-4	L1
Osceola	5	11	.313	7.0	2-7	3-4	3-7	L2

West

TEAM	W	L	PCT	GB	HOME	ROAD	LAST 10	STREAK
San Diego	10	6	.625	---	4-4	6-2	6-4	L1
Stockton	10	6	.625	---	6-1	4-5	5-5	L2
Valley	10	6	.625	---	7-0	3-6	6-4	L3
Salt Lake City	8	8	.500	2.0	7-2	1-6	5-5	W2
Santa Cruz	7	9	.438	3.0	4-4	3-5	5-5	W1
Rip City	5	11	.313	5.0	3-5	2-6	4-6	W1
South Bay	5	11	.313	5.0	4-4	1-7	3-7	W1

2024-25 NBA G LEAGUE TIP-OFF TOURNAMENT

QUARTERFINALS

(Single Elimination)

Thursday, December 19

Iowa Wolves defeat Stockton Kings, 124-99
Grand Rapids Gold defeat Oklahoma City Blue, 124-110
Sioux Falls Skyforce defeat Capital City Go-Go, 112-108
Westchester Knicks defeat Valley Suns, 127-119

SEMIFINALS

(Single Elimination)

Saturday, December 21

Sioux Falls Skyforce defeat Iowa Wolves, 117-104
Westchester Knicks defeat Grand Rapids Gold, 113-108

FINALS

(Single Elimination)

Friday, December 22

Westchester Knicks defeat Sioux Falls Skyforce, 125-119

2024-25 NBA G LEAGUE FINAL REGULAR SEASON STANDINGS

Eastern Conference

TEAM	W	L	PCT	GB	HOME	ROAD	LAST 10	STREAK
Osceola	22	12	.647	--	13-4	9-8	7-3	Won 3
Westchester	22	12	.647	--	11-6	11-6	8-2	Won 7
Maine	21	13	.618	1	10-7	11-6	7-3	Lost 1
Capital City	20	14	.588	2	8-9	12-5	5-5	Lost 2
Greensboro	20	14	.588	2	11-6	9-8	5-5	Lost 1
Indiana	20	14	.588	2	11-6	9-8	6-4	Won 2
Motor City	19	15	.559	3	10-7	9-8	6-4	Won 1
Wisconsin	19	15	.559	3	10-7	9-8	8-2	Won 5
College Park	17	17	.500	5	8-9	9-8	4-6	Won 1
Long Island	17	17	.500	5	8-9	9-8	6-4	Lost 2
Cleveland	16	18	.471	6	7-10	9-8	6-4	Won 2
Grand Rapids	15	19	.441	7	7-10	8-9	4-6	Lost 4
Delaware	14	20	.412	8	9-8	5-12	5-5	Won 1
Raptors 905	13	21	.382	9	7-10	6-11	1-9	Lost 5
Birmingham	12	22	.353	10	6-11	6-11	3-7	Lost 3
Windy City	11	23	.324	11	6-11	5-12	2-8	Lost 1

Western Conference

TEAM	W	L	PCT	GB	HOME	ROAD	LAST 10	STREAK
Austin	22	12	.647	--	12-5	10-7	5-5	Won 1
Stockton	22	12	.647	--	14-3	8-9	5-5	Won 1
SaltLakeCity	21	13	.618	1	11-6	10-7	6-4	Lost 2
RioGrandeValley	20	14	.588	2	12-5	8-9	6-4	Lost 1
SantaCruz	20	14	.588	2	8-9	12-5	8-2	Won 2
Valley	20	14	.588	2	11-6	9-8	6-4	Won 1
OklahomaCity	18	16	.529	4	9-8	9-8	6-4	Won 1
SiouxFalls	18	16	.529	4	11-6	7-10	6-4	Lost 1
MexicoCity	16	18	.471	6	9-8	7-10	5-5	Lost 1
SouthBay	16	18	.471	6	9-8	7-10	7-3	Lost 1
Memphis	15	19	.441	7	8-9	7-10	3-7	Won 2
RipCity	14	20	.412	8	8-9	6-11	2-8	Lost 2
SanDiego	12	22	.353	10	7-10	5-12	1-9	Lost 8
Texas	8	26	.235	14	4-13	4-13	0-10	Lost 11
Iowa	7	27	.206	15	6-11	1-16	3-7	Won 1

2024-25 NBA G LEAGUE POSTSEASON RESULTS

FIRST ROUND
(Single Elimination)

Tuesday, April 1
Indiana Mad Ants defeat Greensboro Swarm, 120-110
Maine Celtics defeat Capital City Go-Go, 115-95
Salt Lake City Stars defeat Rio Grande Valley Vipers, 129-102
Valley Suns defeat Santa Cruz Warriors, 131-125

CONFERENCE SEMIFINALS
(Single Elimination)

Thursday, April 3
Maine Celtics defeat Westchester Knicks, 124-118
Osceola Magic defeat Indiana Mad Ants, 129-114
Austin Spurs defeat Salt Lake City Stars, 123-113
Stockton Kings defeat Valley Suns, 122-114

CONFERENCE FINALS
(Single Elimination)

Sunday, April 6
Osceola Magic defeat Maine Celtics, 135-122
Stockton Kings defeat Austin Spurs, 118-112

FINALS
(Best of Three)

Tuesday, April 8
Osceola Magic defeat Stockton Kings, 129-118

Friday, April 11
Stockton Kings defeat Osceola Magic, 144-126

Monday, April 14
Stockton Kings defeat Osceola Magic, 118-114

2024-25 NBA G LEAGUE REGULAR SEASON STATISTICAL LEADERS

SCORING	G	FG	FT	PTS	AVG
Mac McClung, OSC	30	274	91	770	25.7
JD Davison, MNE	30	277	89	754	25.1
David Jones, SLC-MXC	31	271	94	758	24.5
Jaylen Nowell, CAP	25	219	58	601	24.0
Drew Timme, STO-LIN	29	265	79	694	23.9
Malachi Flynn, AUS	26	208	49	588	22.6
Henry Ellenson, WIS	34	270	80	734	21.6
Jahmir Young, GRG-WCB	30	250	68	644	21.5
Lester Quinones, BIR	31	229	70	659	21.3
Daniss Jenkins, MCC	32	259	53	677	21.2
Jazian Gortman, TEX	27	231	43	567	21.0
Trevor Keels, IWA	31	249	35	647	20.9
Nae'Qwan Tomlin, CLC	32	259	54	664	20.8
Jahmi'us Ramsey, OKL	25	187	44	504	20.2
Blake Hinson, SCW	34	242	42	685	20.1
Trentyn Flowers, SDC	27	186	65	541	20.0
Kevon Harris, CPS	30	197	79	593	19.8
Tyson Etienne, LIN	32	216	60	627	19.6
Jarron Cumberland, DEL	25	159	62	489	19.6
Jaylen Sims, GBO	33	192	121	645	19.5
Jalen Crutcher, BIR	30	219	26	582	19.4
DJ Steward, MHU	29	214	51	552	19.0
Jared Rhoden, RAP	26	192	35	494	19.0
Feron Hunt, CLC	32	234	59	595	18.6
Braxton Key, SDC-SCW	33	232	65	606	18.4
Ethan Thompson, OSC	31	175	68	569	18.4
Moses Brown, WES	26	203	45	477	18.3
Ron Harper Jr., MNE-MCC	27	160	46	492	18.2
Armando Bacot, MHU	34	225	67	618	18.2
Cam Christie, SDC	25	161	41	454	18.2
Alondes Williams, MCC-SXF	32	204	75	578	18.1
Jahlil Okafor, IMA	26	197	39	466	17.9
Terry Taylor, STO	31	216	32	555	17.9
Tolu Smith, MCC	28	217	43	501	17.9
Reggie Perry, GBO	26	174	48	462	17.8
Keyontae Johnson, GBO	34	240	47	603	17.7
Eugene Omoruyi, RAP	27	173	50	476	17.6
Jaden Shackelford, VAL	34	188	72	596	17.5
Quincy Olivari, SBL	31	170	75	543	17.5
Chuma Okeke, WES	28	168	36	487	17.4

REBOUNDS	G	OFF	DEF	TOT	AVG
Oscar Tshiebwe, SLC	26	215	278	493	19.0
Moses Brown, WES	26	171	265	436	16.8
Tolu Smith, MCC	28	149	232	381	13.6
N'Faly Dante, RGV	31	127	201	328	10.6
Drew Timme, STO-LIN	29	93	205	298	10.3
Malik Williams, SXF	31	108	208	316	10.2
David Muoka, WCB	34	131	206	337	9.9
Henry Ellenson, WIS	34	119	207	326	9.6
Feron Hunt, CLC	32	103	203	306	9.6
Armando Bacot, MHU	34	83	241	324	9.5
Braxton Key, SDC-SCW	33	80	232	312	9.5
Jahlil Okafor, IMA	26	85	160	245	9.4
Harrison Ingram, AUS	32	75	225	300	9.4
Charles Bediako, GRG	34	122	193	315	9.3
Nate Hinton, RGV-MHU	37	92	232	324	8.8
Josh Oduro, BIR	28	97	147	244	8.7
Terry Taylor, STO	31	80	189	269	8.7
Nae'Qwan Tomlin, CLC	32	118	154	272	8.5
Mamadi Diakite, VAL	27	46	178	224	8.3
Skal Labissiere, STO	28	81	149	230	8.2
Reggie Perry, GBO	26	41	170	211	8.1
Max Fiedler, DEL-TEX	30	83	159	242	8.1
Chuma Okeke, WES	28	57	166	223	8.0
Dmytro Skapintsev, MNE-RCR	31	75	169	244	7.9
Jackson Rowe, SCW	25	49	147	196	7.8
Osayi Osifo, AUS	30	91	137	228	7.6
David Jones, SLC-MXC	31	40	193	233	7.5
Juan Toscano-Anderson, MXC	26	29	166	195	7.5
Malevy Leons, OKL	34	96	153	249	7.3
Tyrese Samuel, VAL	33	78	163	241	7.3
Jalen McDaniels, CAP	30	40	178	218	7.3
Jamarion Sharp, TEX	29	69	141	210	7.2
Jalen Slawson, OSC	34	57	186	243	7.1
Kevon Harris, CPS	30	50	164	214	7.1
Trevon Scott, LIN	34	88	153	241	7.1
Bobi Klintman, MCC	31	57	162	219	7.1
Hason Ward, MNE	34	70	167	237	7.0
Martez Brown, IWA	33	71	157	228	6.9
Alex Morales, OSC	30	67	140	207	6.9
Jared Rhoden, RAP	26	26	153	179	6.9

ASSISTS	G	AST	AVG
Yuri Collins, SCW	34	367	10.8
Markquis Nowell, RGV	33	268	8.1
James Akinjo, WIS	25	203	8.1
JD Davison, MNE	30	224	7.5
Daniss Jenkins, MCC	32	232	7.3
Jahmir Young, GRG-WCB	30	214	7.1
Jalen Crutcher, BIR	30	209	7.0
Jazian Gortman, TEX	27	184	6.8
Jordan Hall, WCB-TEX	32	217	6.8
Grayson Murphy, SBL	34	220	6.5
Alondes Williams, MCC-SXF	32	203	6.3
Dereon Seabron, SLC	30	180	6.0
El Ellis, IWA	30	173	5.8
Mac McClung, OSC	30	171	5.7
Jaylen Nowell, CAP	25	141	5.6
Dwight Murray Jr., CPS	33	186	5.6
Cameron Parker, SCW	25	135	5.4
DJ Steward, MHU	29	152	5.2
Darius Brown II, CLC	29	151	5.2
Terry Roberts, LIN	31	160	5.2
Evan Gilyard, RAP	32	163	5.1
Jarron Cumberland, DEL	25	127	5.1
Jon Elmore, STO	34	172	5.1
Chuma Okeke, WES	28	133	4.8
Lester Quinones, BIR	31	147	4.7
Will Richardson, GRG	28	130	4.6
Terrell Brown Jr., GBO	34	157	4.6
Quincy Olivari, SBL	31	143	4.6
Isaac Nogues, RCR	25	115	4.6
Bryson Warren, SXF	34	156	4.6
Kennedy Chandler, RAP	34	152	4.5
Braxton Key, SDC-SCW	33	146	4.4
Bobi Klintman, MCC	31	137	4.4
Harrison Ingram, AUS	32	138	4.3
Javonte Smart, OSC	32	135	4.2
Malachi Flynn, AUS	26	109	4.2
Logan Johnson, OKL	32	134	4.2
Drew Timme, STO-LIN	29	119	4.1
Max Abmas, SLC	34	139	4.1
Juan Toscano-Anderson , MXC	26	105	4.0

FIELD GOAL PCT.	FG	FGA	PCT
N'Faly Dante, RGV	228	305	.748
Hason Ward, MNE	128	189	.677
Jahlil Okafor, IMA	197	296	.666
Tolu Smith, MCC	217	333	.652
David Muoka, WCB	184	285	.646
Tyrese Samuel, VAL	147	229	.642
Moses Brown, WES	203	330	.615
Oscar Tshiebwe, SLC	171	288	.594
Colin Castleton, MHU-RAP-OSC	137	232	.591
Charles Bediako, GRG	132	226	.584
Skal Labissiere, STO	181	312	.580
Drew Timme, STO-LIN	265	465	.570
Kendall Brown, LIN	145	269	.539
Nae'Qwan Tomlin, CLC	259	482	.537
Malachi Smith, MHU	150	283	.530
Greg Brown III, MXC	188	355	.530
Jamaree Bouyea, AUS-WIS	158	299	.528
Caleb Daniels, SXF	136	258	.527
Myron Gardner, OSC	156	297	.525
Josh Oduro, BIR	136	260	.523
Nassir Little, SXF	199	381	.522
Zyon Pullin, SXF-MHU	131	252	.520
Keyontae Johnson, GBO	240	464	.517
Taevion Kinsey, SLC	166	321	.517
Jaylen Nowell, CAP	219	425	.515
Zhaire Smith, CLC-TEX	142	276	.514
Jackson Rowe, SCW	157	306	.513
Feron Hunt, CLC	234	458	.511
Mac McClung, OSC	274	537	.510
Jared Rhoden, RAP	192	379	.507
Henry Ellenson, WIS	270	535	.505
Kyle Mangas, IMA-AUS	183	363	.504
Braxton Key, SDC-SCW	232	462	.502
Nojel Eastern, IWA	132	263	.502
Malachi Flynn, AUS	208	415	.501
Jacob Toppin, WES-CPS	158	316	.500
Jahmi'us Ramsey, OKL	187	374	.500

3-PT FIELD GOAL PCT.	3FG	3GA	PCT
Spencer Jones, GRG	36	72	.500
Kyle Mangas, IMA-AUS	80	169	.473
Felipe Haase, MXC	66	142	.465
Jaylen Nowell, CAP	74	160	.463
John Ukomadu, MCC	54	117	.462
David Roddy, DEL-RGV	41	89	.461
Jarron Cumberland, DEL	76	165	.461
Jhonathan Dunn, SBL	50	109	.459
Tyson Etienne, LIN	108	236	.458
David Stockton, VAL	60	133	.451
Isaiah Crawford, STO	38	85	.447
Cole Swider, MCC-SBL	78	177	.441
Kevin Knox II, SCW	36	82	.439
Henry Ellenson, WIS	59	136	.434
Sir'Jabari Rice, SBL	47	109	.431
Jarod Lucas, TEX	95	221	.430
TyTy Washington Jr., VAL	60	140	.429
David Johnson, MHU	68	159	.428
Trey Alexander, GRG	65	154	.422
AJ Johnson, WIS-CAP	39	93	.419
Elijah Harkless, SDC-SLC	70	167	.419
Nojel Eastern, IWA	35	84	.417
Trhae Mitchell, BIR	60	144	.417
Mason Jones, STO	74	179	.413
Miller Kopp, OKL	95	230	.413
Stephen Thompson, WIS	71	172	.413
Colby Jones, STO-CAP	42	102	.412
Isaiah Thomas, SLC	55	134	.410
Yuki Kawamura, MHU	64	156	.410
Davon Reed, MXC-BIR	61	149	.409
Dane Goodwin, SLC	70	171	.409
Keyontae Johnson, GBO	45	110	.409
KJ Simpson, GBO	38	93	.409
Baylor Scheierman, MNE	58	142	.408

FREE THROW PCT.	FT	FTA	PCT
Cormac Ryan, OKL	54	55	.982
Daequon Plowden, CPS	53	58	.914
David Jones, SLC-MXC	94	103	.913
Henry Ellenson, WIS	80	89	.899
Jaylen Nowell, CAP	58	65	.892
Jahmir Young, GRG-WCB	68	79	.861
Jaylen Sims, GBO	121	143	.846
Jarron Cumberland, DEL	62	74	.838
Mason Jones, STO	58	70	.829
Mac McClung, OSC	91	110	.827
Nassir Little, SXF	52	63	.825
Juan Toscano-Anderson, MXC	68	83	.819
Jaden Shackelford, VAL	72	88	.818
Sir'Jabari Rice, SBL	64	79	.810
Bryce McGowens, RCR	87	108	.806
Trey Alexander, GRG	69	86	.802
Tyson Etienne, LIN	60	75	.800
Jalen McDaniels, CAP	55	69	.797
Quincy Olivari, SBL	75	95	.789
Armando Bacot, MHU	67	85	.788
Emanuel Miller, TEX-WCB	54	69	.783
Alondes Williams, MCC-SXF	75	96	.781
Daniss Jenkins, MCC	53	68	.779
Feron Hunt, CLC	59	76	.776
Judah Mintz, DEL	103	133	.774
Ethan Thompson, OSC	68	88	.773
Kevon Harris, CPS	79	103	.767
Trentyn Flowers, SDC	65	85	.765
Elijah Harkless, SDC-SLC	73	98	.745
JD Davison, MNE	89	120	.742
Drew Timme, STO-LIN	79	108	.731
Jalen Slawson, OSC	55	76	.724
Daishen Nix, IWA-RGV	60	83	.723
David Duke Jr., AUS	55	77	.714
Dereon Seabron, SLC	59	83	.711
Lester Quinones, BIR	70	99	.707
Oscar Tshiebwe, SLC	62	90	.689

DJ Steward, MHU	214	429	.499	Malachi Flynn, AUS	79	194	.407	Braxton Key, SDC-SCW	65	95	.684	
Tyson Etienne, LIN	216	436	.495	Keshawn Justice, SLC	104	257	.405	Nae'Qwan Tomlin, CLC	54	82	.659	
Sir'Jabari Rice, SBL	150	304	.493	Solomon Young, SBL	38	94	.404	Greg Brown III, MXC	54	89	.607	

STEALS PER GAME	G	STL	AVG	BLOCKS PER GAME	G	BLK	AVG	MINUTES PER GAME	G	MIN	AVG
Braxton Key, SDC-SCW	33	96	2.91	Ibou Badji, WIS	34	117	3.44	Jalen Crutcher, BIR	30	1113	37.1
Oscar Tshiebwe, SLC	26	57	2.19	Jamarion Sharp, TEX	29	92	3.17	Trevor Keels, IWA	31	1143	36.9
Isaac Nogues, RCR	25	49	1.96	E.J. Liddell, WCB	27	62	2.30	Chuma Okeke, WES	28	1020	36.4
Jahmir Young, GRG-WCB	30	58	1.93	N'Faly Dante, RGV	31	65	2.10	Daniss Jenkins, MCC	32	1165	36.4
Darius Brown II, CLC	29	55	1.90	Ibrahima Diallo, AUS	32	67	2.09	Lester Quinones, BIR	31	1123	36.2
Daniss Jenkins, MCC	32	60	1.88	David Muoka, WCB	34	71	2.09	Dakota Mathias, IMA	31	1120	36.1
Grayson Murphy, SBL	34	62	1.82	Hason Ward, MNE	34	68	2.00	Tyson Etienne, LIN	32	1144	35.8
Juan Toscano-Anderson, MXC	26	46	1.77	Greg Brown III, MXC	31	60	1.94	Drew Timme, STO-LIN	29	1033	35.6
Alex Morales, OSC	30	53	1.77	Nae'Qwan Tomlin, CLC	32	57	1.78	Feron Hunt, CLC	32	1127	35.2
Markquis Nowell, RGV	33	58	1.76	John Butler Jr., CAP-WIS	27	43	1.59	Taevion Kinsey, SLC	34	1182	34.8
James Akinjo, WIS	25	43	1.72	Dmytro Skapintsev, MNE-RCR	31	49	1.58	Terry Taylor, STO	31	1078	34.8
Patrick McCaw, DEL	34	58	1.71	Ike Anigbogu, BIR-CPS	27	42	1.56	Juan Toscano-Anderson, MXC	26	902	34.7
Nate Hinton, RGV-MHU	37	63	1.70	Teafale Lendard Jr., TEX	30	46	1.53	Jaylen Nowell, CAP	25	866	34.7
Caleb McConnell, GBO	26	43	1.65	Michael Foster Jr.,	CAP	27	40	1.48 Jazian Gortman, TEX	27	935	34.6
Kevon Harris, CPS	30	49	1.63	Feron Hunt, CLC	32	46	1.44	Jahmir Young, GRG-WCB	30	1036	34.5
Lester Quinones, BIR	31	48	1.55	Malik Williams, SXF	31	44	1.42	JD Davison, MNE	30	1036	34.5
Nojel Eastern, IWA	26	40	1.54	Chuma Okeke, WES	28	39	1.39	Henry Ellenson, WIS	34	1173	34.5
Chuma Okeke, WES	28	43	1.54	Jalen Slawson, OSC	34	46	1.35	James Akinjo, WIS	25	859	34.4
Tyson Etienne, LIN	32	49	1.53	Mamadi Diakite, VAL	27	35	1.30	Emanuel Miller, TEX-WCB	25	858	34.3
Terry Roberts, LIN	31	47	1.52	Charles Bediako, GRG	34	44	1.29	Nassir Little, SXF	32	1097	34.3
Teafale Lendard Jr., TEX	30	45	1.50	Thierry Darlan, RCR-DEL	29	37	1.28	Ethan Thompson, OSC	31	1061	34.2
David Jones, SLC-MXC	31	46	1.48	Seth Maxwell, SCW	31	39	1.26	Quincy Olivari, SBL	31	1053	34.0
Marcus Garrett, GBO	27	40	1.48	Joel Soriano, GBO	28	35	1.25	Jalen Bridges, VAL	31	1045	33.7
Jon Elmore, STO	34	50	1.47	Skal Labissiere, STO	28	35	1.25	Daeqwon Plowden, CPS	29	974	33.6
Malachi Flynn, AUS	26	38	1.46	Noah Starkey, OKL	30	37	1.23	Andrew Funk, GRG	33	1108	33.6
Jay Scrubb, MNE	31	45	1.45	Osayi Osifo, AUS	30	37	1.23	Yuri Collins, SCW	34	1141	33.5
Jackson Rowe, SCW	25	36	1.44	Emanuel Miller, TEX-WCB	25	30	1.20	Nae'Qwan Tomlin, CLC	32	1071	33.5
Alondes Williams, MCC-SXF	32	46	1.44	Terry Taylor, STO	31	37	1.19	El Ellis, IWA	30	997	33.2
Harrison Ingram, AUS	32	46	1.44	Braxton Key, SDC-SCW	33	38	1.15	Davon Reed, MXC-BIR	29	963	33.2
Yuri Collins, SCW	34	48	1.41	Warith Alatishe, TEX-CLC	28	32	1.14	Alondes Williams, MCC-SXF	32	1059	33.1
David Duke Jr., AUS	27	38	1.41	Moses Brown, WES	26	28	1.08	Jackson Rowe, SCW	25	825	33.0
Jazian Gortman, TEX	27	38	1.41	Oscar Tshiebwe, SLC	26	28	1.08	Jaylen Sims, GBO	33	1088	33.0
JD Davison, MNE	30	42	1.40	Josh Oduro, BIR	28	28	1.00	Keion Brooks Jr., BIR	26	856	32.9
Jordan Wright, MCC	26	36	1.38	Keion Brooks Jr., BIR	26	26	1.00	David Jones, SLC-MXC	31	1018	32.8
Kyle Rose, MXC	34	47	1.38	Malevy Leons, OKL	34	34	1.00	Braxton Key, SDC-SCW	33	1081	32.7
Trevon Scott, LIN	34	47	1.38	Tyrese Samuel, VAL	33	33	1.00	Mac McClung, OSC	30	982	32.7
John Knight III, RGV	27	37	1.37	Max Fiedler, DEL-TEX	30	29	0.97	Jordan Hall, WCB-TEX	32	1044	32.6
Jahmi'us Ramsey, OKL	25	34	1.36	Jarron Cumberland, DEL	25	24	0.96	Kyle Mangas, IMA-AUS	31	1011	32.6
Will Richardson, GRG	28	38	1.36	Armando Bacot, MHU	34	32	0.94	Malachi Flynn, AUS	26	848	32.6
Gabe McGlothan, GRG	26	35	1.35	Tolu Smith, MCC	28	26	0.93	Ron Harper Jr., MNE-MCC	27	881	32.6

2024-25 NBA G LEAGUE AWARD WINNERS

Most Valuable Player
JD Davison, Maine Celtics

Dennis Johnson Coach of the Year
Scott King, Austin Spurs

Defensive Player of the Year
Braxton Key, Santa Cruz Warriors

Rookie of the Year
Trey Alexander, Grand Rapids Gold

Jason Collier Sportsmanship Award
Galen Robinson Jr., Birmingham Squadron

Most Improved Player
Elijah Harkless, Salt Lake City Stars

Basketball Executive of the Year
Ryan Borges, Westchester Knicks

Finals MVP
Mason Jones, Stockton Kings

Showcase MVP
Tyler Kolek, Westchester Knicks

All-NBA G League All-Showcase Team
Josh Christopher, Sioux Falls Skyforce
Leonard Miller, Iowa Wolves
Jahlil Okafor, Indiana Mad Ants
T.J. Warren, Westchester Knicks
Jahmir Young, Grand Rapids Gold

All-NBA G-League Second Team
Bryce McGowens – Rip City
Elijah Harkless – Salt Lake City
Mason Jones – Stockton
Moses Brown – Westhester
Drew Timme – Long Island

All-NBA G-League All-Rookie Team
Trey Alexander – Grand Rapids
RayJ Dennis – Indiana
Daniss Jenkins – Motor City
David Jones Garcia – Mexico City
Jahmir Young – Windy City

All-NBA G League First Team
Jaylen Nowell – Capital City
JD Davison – Maine
Mac McClung – Osceola
Malachi Flynn – Austin
Oscar Tshiebwe – Salt Lake City

All-NBA G-League Third Team
Chuma Okeke – Westchester
T.J. Warren – Westchester
Trey Alexander – Grand Rapids
Josh Christopher – Sioux Falls
Isaac Jones – Stockton

All-NBA G-League All-Defensive Team
Ibou Badji – Wisconsin
Moses Brown – Westchester
Braxton Key – Santa Cruz
Isaiah Miller – Austin
Isaac Nogues – Rip City Remix

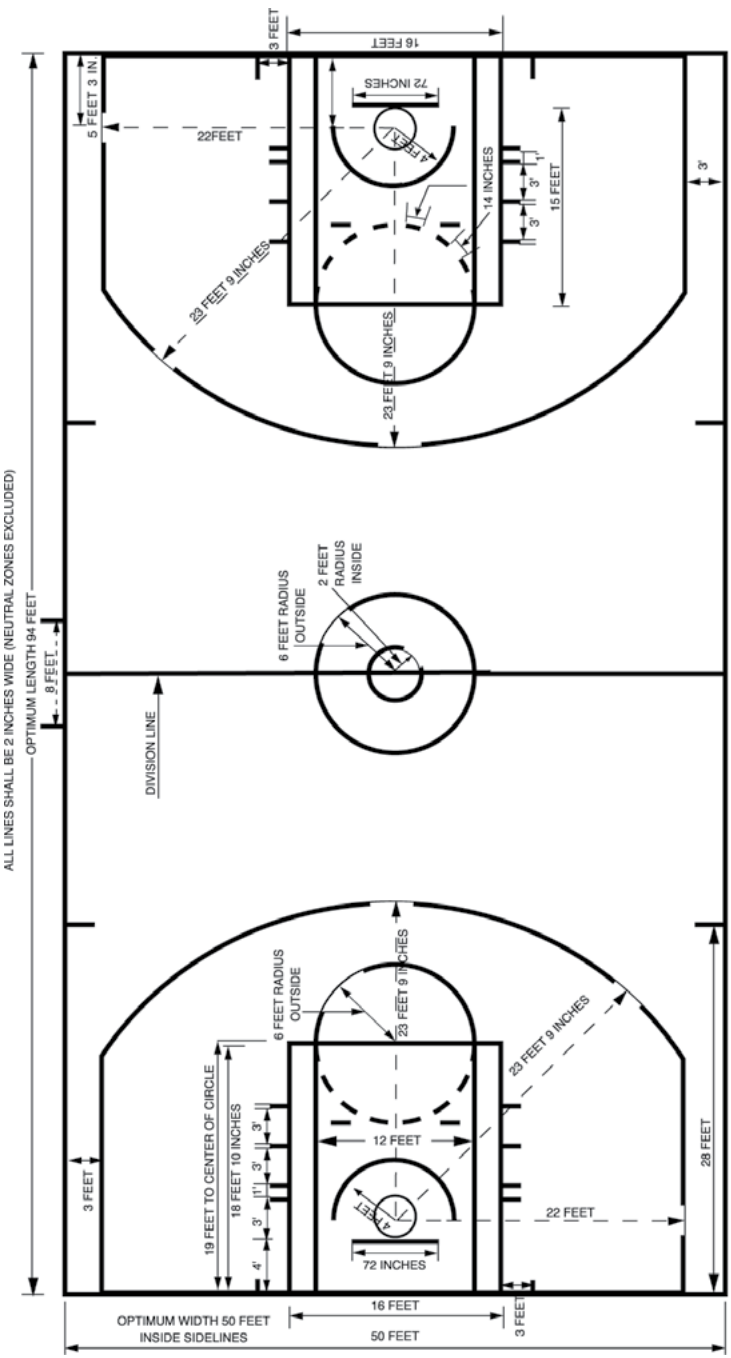

OFFICIAL NBA COURT DIAGRAM

FEDEXFORUM
NIKE
Robinhood
MEMPHIS
24

FEDEXFORUM

FedExForum

Now celebrating its 22nd season in the heart of the Mid-South, FedExForum has come to be known as one of the premier arenas in the NBA. It is home to the NBA's Memphis Grizzlies and the University of Memphis Tigers men's basketball team and has hosted millions of fans since the $250 million arena opened in September 2004. FedExForum has become more than just an arena; it has achieved the goals set by Grizzlies ownership, management and community leaders and has become the front porch for Memphis, a place where people can come together.

Basketball

Since FedExForum opened, the arena has presented 18 NBA Playoffs series, including the 2013 NBA Western Conference Finals, and hosted major basketball tournaments such as the 2009, 2014, 2017 and 2024 NCAA Regional Men's Basketball Tournaments, the 2014 and 2019 American Athletic Conference Men's Basketball Tournaments and the 2010 NCAA South Regional Women's Division I Basketball Tournament. FedExForum also hosted the inaugural Hoops for St. Jude® Tip Off Classic in 2024 and will host the second annual event in 2025.

Concerts and Events

FedExForum has hosted many chart-topping stars, including AC/DC, Ariana Grande, Billy Joel, Bon Jovi, Bruno Mars, Carrie Underwood, Chris Stapleton, Cody Johnson, Elton John, Dave Chapelle, Garth Brooks, GloRilla, Janet Jackson, Justin Timberlake, Luke Combs, Megan Thee Stallion, Miley Cyrus, Nate Bargatze, Paul McCartney, Reba McEntire, Red Hot Chili Peppers, the Rolling Stones, Shinedown and Taylor Swift, among other A-List acts. In addition, FedExForum has hosted seven World Championship Boxing events, UFC 107 and many major family shows like WWE, Hot Wheels Monster Trucks and Professional Bull Riders.

Facility

Upon entering the arena through the FedExForum Grand Lobby, fans can get a firsthand look at the Built Ford Tough Training Facility, the official in-house practice facility of the Grizzlies and the Memphis Hustle. FedExForum's center-hung videoboard, designed by Daktronics, measures 16 feet 6 inches high and 145 feet 6 inches in diameter, providing fans with continuous 360-degree live video, instant replays and information on 24 large digital full-color displays. The system consists of nearly 2,700 square feet and more than 5.8 million LEDs. Four additional video displays, measuring 20 feet by 37 feet 6 inches, are featured on each corner of the arena bowl. FedExForum features one of the largest corner video displays in the NBA. To complement the center-hung videoboard, additional LED displays are prominently featured around the seating bowl. One 360-degree ring of light encircles the entire seating bowl, mounted on the Big River Steel Terrace fascia. A second large display curves 270 degrees around the Pinnacle Level fascia. The LED rings comprise one of the largest amounts of linear feet of LED in any arena in the United States. FedExForum also installed a brand-new high-tech sound system equipped with acoustic technology in 2024, making the sound in the arena crystal clear, and a state-of-the-art Wi-Fi network powered by Ubiquiti.

Premium Fan Seats

Premium seat holders can enjoy spaces like Sissy's Log Cabin Floor Seat Lounge to watch the Grizzlies run onto the court from the locker room, as well as the exclusive HHM Courtside Club at FedExForum near the Grizzlies tunnel.

Fan Experience

The Big River Steel Edge can be found between sections 201 and 232 on Terrace Level and features 21 televisions for fans, as well as a refreshed and revitalized bar with an updated menu for patrons to enjoy. The BRS Edge overlooks both the west end of the arena bowl and the Grand Lobby of FedExForum, creating an open flow from Plaza Level up to the Big River Steel Terrace. In addition, fans have access to an outdoor space connected to the BRS Edge. Fans and event attendees will be able to grab a drink and relax in the Pinnacle Zone, located on the north side of the building off the Plaza Level main concourse. The Pinnacle Zone is a full-service bar with over 40 televisions, a full drink menu and the best public sports-watching vibe in Memphis. The space will be open for all basketball games, pregame and postgame, in addition to concerts and select events. The space is available to rent for private events as well. The Blues Room, located on Plaza Level across from section 116A, is a private, all-inclusive bar and buffet open for concerts and special events. An exclusive entrance to the Blues Room is open 30 minutes prior to public door time and is accessible with a separate ticket, available on FedExForum's website.

Food & Beverage

All food in FedExForum is provided by Levy Restaurants, the leader in sports and entertainment venue dining. Fans experience selection and quality beyond anything they've ever had at a sporting event. From Memphis favorites such as Charlie Vergos Rendezvous BBQ, TACOnganas, Rock'n Dough Pizza & Brewery, IPOP Gourmet Popcorn, Wiseacre and Zio Matto Gelato, to fan favorites like Chick-fil-A and Mini Melts, all fans can find something to satisfy their appetite. For expedited service, there are over 100 points of sale for concessions throughout FedExForum, including in-seat service for select seats.

Merchandise

Fans also can get in the game with the latest NIKE Grizzlies gear in the Grizzlies Den, a Fanatics Experience, located in the Grand Lobby and at several merchandise stands throughout FedExForum. The store is also open on non-game days from 11 a.m.-6 p.m. Monday through Saturday and is closed on Sunday. The team store can be reached by phone at (901) 205-1551.

Megan Thee Stallion

Shinedown

Inclusivity

FedExForum is committed to creating a more inclusive environment, collaborating in 2019 with KultureCity, a nonprofit dedicated to creating more inclusive spaces for people with autism and other sensory issues, to create a Sensory Room on Pinnacle Level where guests can step away and decompress during an event. Sensory Bags, including noise canceling headphones and fidget tools, are also available to help guests feel calm. Also in 2019, a Mamava Lactation Pod was installed on the Plaza Level concourse outside Section 107A for mothers to have a private space to use a breast pump or breastfeed.

Rock 'n' Soul Museum

FedExForum is also home to the Rock 'n' Soul Museum on the street level of the administration building. The Rock 'n' Soul Museum traces the roots of rock 'n' roll and soul music in Memphis, offering visitors a self-guided tour of Memphis music from the early 20th century into the 1970s. The Rock 'n' Soul Museum is one of only two Smithsonian Institution exhibits not located in Washington, D.C.

Notable Awards

- 2013 ESPN The Magazine's Ultimate Standings Best Overall Professional Sports Franchise
- 2012 International Association of Venue Managers Venue Excellence Award Finalist



FEDEXFORUM/MEDIA FAQS:

1. **Where is the media entrance located?**

   The media entrance is located at the Practice Court Hallway (PC1) entrance, located on Level P1 in the Gossett Motors Parking Garage near the P1 elevators.

2. **Where is the media parking?**

   Media parking is available in the FedExForum surface lot located on Dr. Martin Luther King Jr. Avenue between B.B. King Boulevard and Fourth Street.

3. **Where are the locker rooms located?**

   All locker rooms are located on Event Level. The Memphis Grizzlies locker room is located on the southeast end, while the visiting team locker room is on the northeast end.

4. **Where are the media workrooms located?**

   Media workrooms are located in the Don Poier Media Center on Event Level.

5. **Where is media seating?**

   Media members not seated courtside are seated in the Pinnacle Level media seating area on the west end of FedExForum.

6. **Where do satellite trucks park?**

   Satellite trucks park in the surface lot south of the garage. The surface lot is located on Dr. Martin Luther King Jr. Avenue between B.B. King Boulevard and Fourth Street.

7. **Where are press conferences held?**

   Press conferences are held in the press conference room located in the Don Poier Media Center unless otherwise announced.

8. **How do I apply for a media credential?**

   Please visit fedexforum.com/media-relations for all media credential information.

MEMPHIS GRIZZLIES